

**Coupler 8dB**  
**5 – 1218 MHz**

Rev. V2

## Features

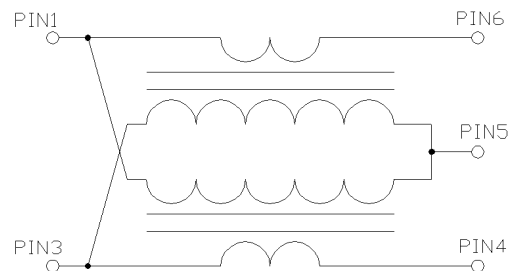
- Surface mount
- Typical Coupling 8dB
- 260° reflow compatible
- RoHS compliant and lead free
- Stable over large temperature range

## Description

MACP-010250-C808A0 is a 8dB broadband Coupler in a low cost surface mount package. It offers low loss, good Isolation, good input/output matching and exceptional coupling repeatability. Ideally suited for high volume CATV and Broadband applications.



## Functional Schematic



## Ordering Information

Part Number	Package
MACP-010250-C808A0	Tape & Reel
MACP-010250-C808TB	Customer Test Board

## Pin Configuration

Pin No.	Function
1	Output
3	Isolation (external 75 Ohm load)
4	Coupling
5	Ground
6	Input

**Coupler 8dB**  
**5 – 1218 MHz**

Rev. V2

**Electrical Specifications:  $T_A = 25^\circ\text{C}$ ,  $Z_0 = 75 \Omega$ ,  $P_{in} = 0\text{dBm}$**

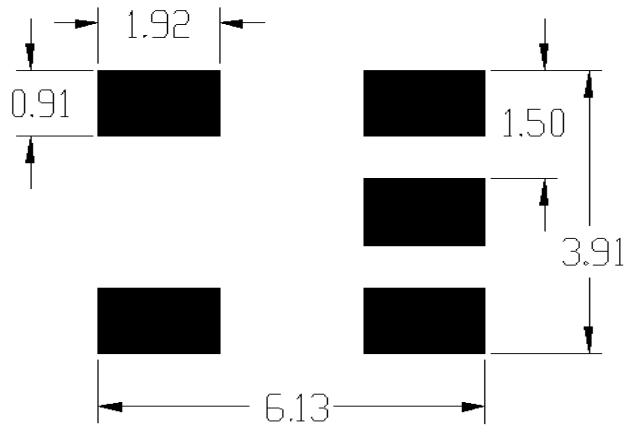
Parameter	Test Conditions	Units	Min.	Typ.	Max.
Frequency Range		MHz	5		1218
Impedance		$\Omega$		75	
Coupling				8	
Coupling (Pin6 - Pin4)	5 - 1218 MHz	dB	-	8.6	$\pm 0.8$
Main Line Loss (Pin6 - Pin1)	5 - 500 MHz	dB	-	1.5	1.8
	500 - 1218 MHz	dB	-	1.6	2.3
Input Return Loss (Pin6)	5 - 1218 MHz	dB	14	19	-
Output Return Loss (Pin1)	5 - 1218 MHz	dB	18	37	-
Coupling Return Loss (Pin4)	5 - 1218 MHz	dB	14	18	-
Isolation Return Loss (Pin3)	5 - 1218 MHz	dB	18	32	-
Isolation (Pin6-3)	5 - 250 MHz	dB	25	27	-
	250 - 1218 MHz	dB	18	24	-

## Recommended Maximum Ratings

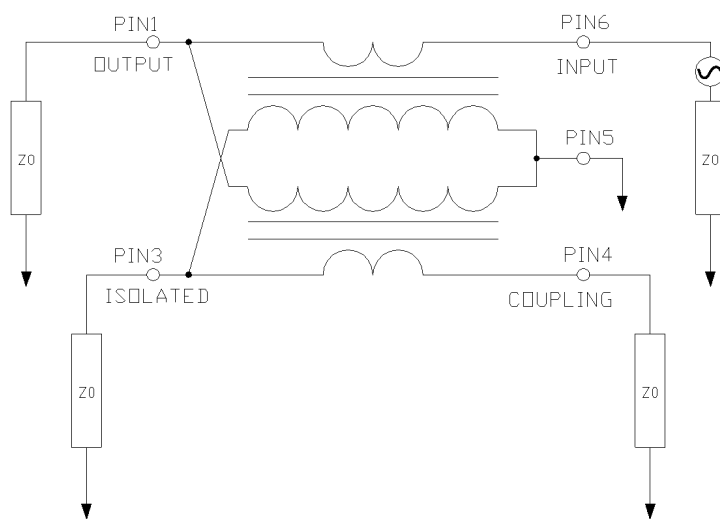
Parameter	Units	Min	Max
Input Power	mW		631
DC Current	mA		600
Operating Temperature Range	$^\circ\text{C}$	-40	105

Full temperature plots available on request

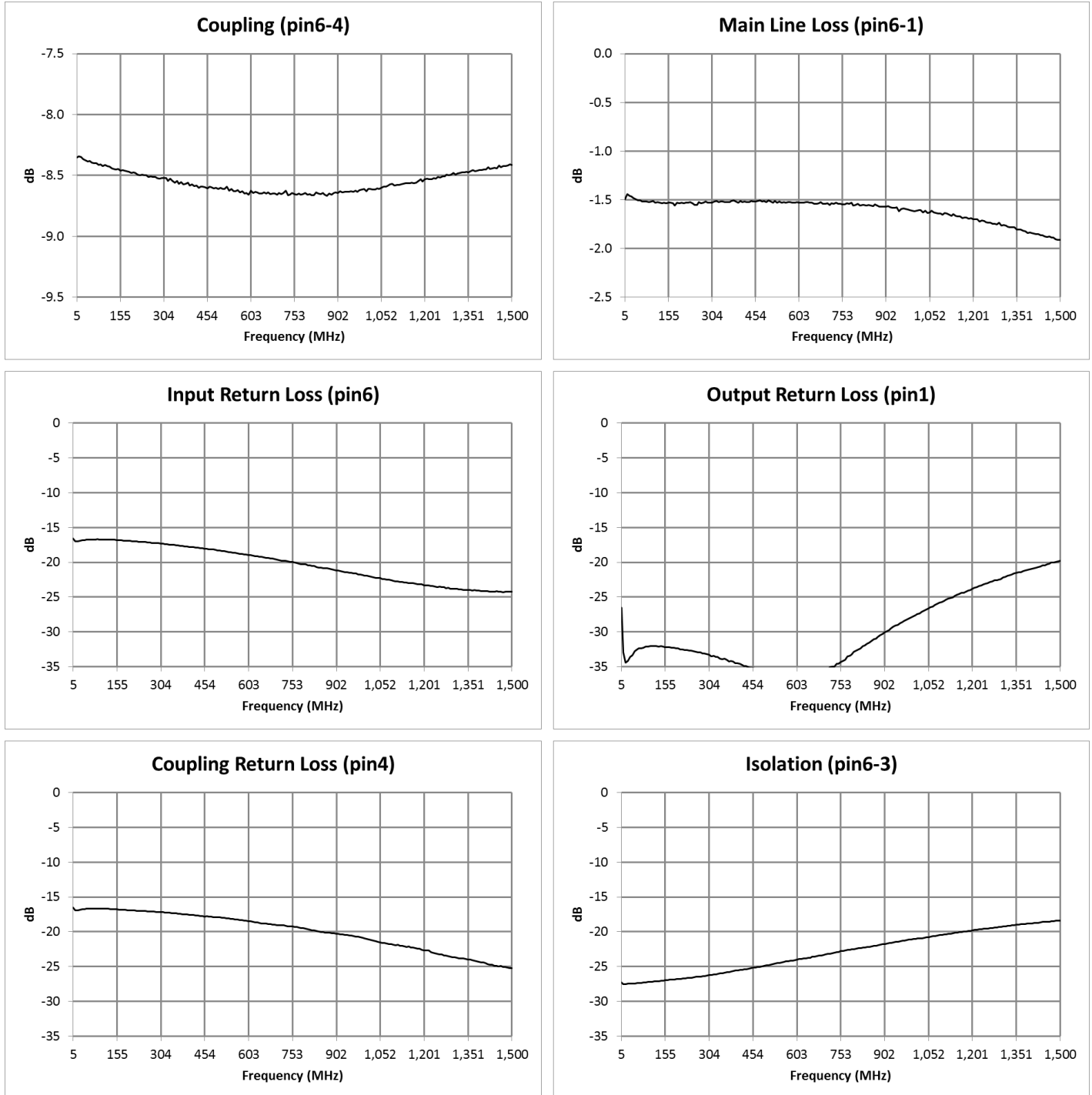
## PCB Layout



## Application Schematic



## Typical Performance Curves

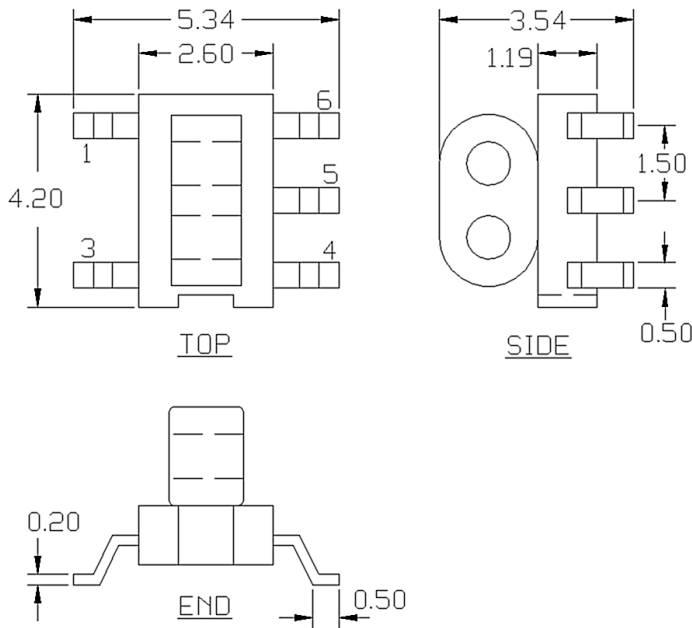


**Electrical Specifications:  $T_A = 25^\circ\text{C}$ ,  $Z_0 = 75 \Omega$ ,  $P_{in} = 0\text{dBm}$**

**Coupler 8dB**  
**5 – 1218 MHz**

Rev. V2

## Outline Drawing

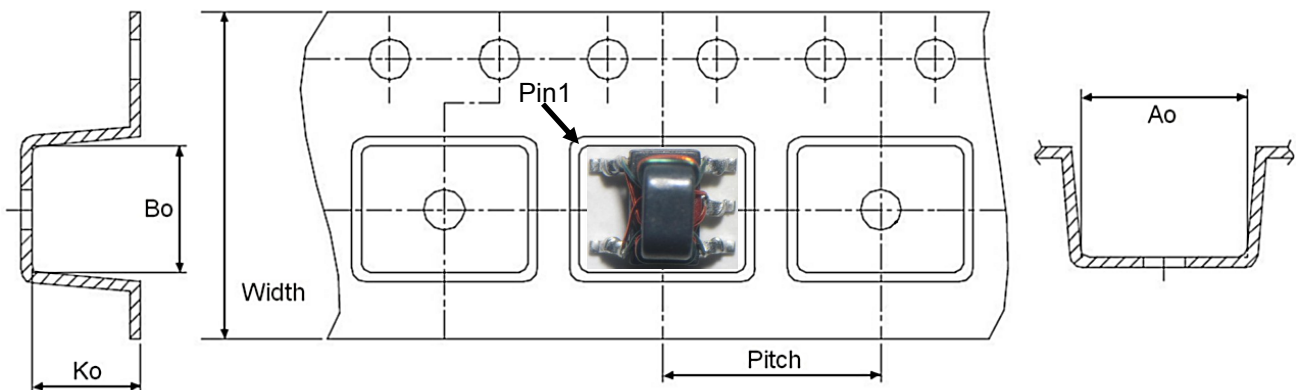


## Tape & Reel Information

Parameter	Units	Value
Qty per reel	-	2000
Reel Size	mm	330
Tape Width	mm	12.00
Pitch	mm	8.00
Ao	mm	6.1
Bo	mm	4.6
Ko	mm	4.0
Orientation	-	F26
Reference Application Note ANI-019 for orientation		

1. Dimensions in mm.
2. Tolerance:  $\pm 0.2$ mm unless otherwise noted.
3. Model number and lot code are printed on the reel.
4. Finish: Lead plating (CuSn6) Lead finish SAC-305

## Carrier Tape Orientation



M/A-COM Technology Solutions Inc. All rights reserved.

Information in this document is provided in connection with M/A-COM Technology Solutions Inc ("MACOM") products. These materials are provided by MACOM as a service to its customers and may be used for informational purposes only. Except as provided in MACOM's Terms and Conditions of Sale for such products or in any separate agreement related to this document, MACOM assumes no liability whatsoever. MACOM assumes no responsibility for errors or omissions in these materials. MACOM may make changes to specifications and product descriptions at any time, without notice. MACOM makes no commitment to update the information and shall have no responsibility whatsoever for conflicts or incompatibilities arising from future changes to its specifications and product descriptions. No license, express or implied, by estoppel or otherwise, to any intellectual property rights is granted by this document.

THESE MATERIALS ARE PROVIDED "AS IS" WITHOUT WARRANTY OF ANY KIND, EITHER EXPRESS OR IMPLIED, RELATING TO SALE AND/OR USE OF MACOM PRODUCTS INCLUDING LIABILITY OR WARRANTIES RELATING TO FITNESS FOR A PARTICULAR PURPOSE, CONSEQUENTIAL OR INCIDENTAL DAMAGES, MERCHANTABILITY, OR INFRINGEMENT OF ANY PATENT, COPYRIGHT OR OTHER INTELLECTUAL PROPERTY RIGHT. MACOM FURTHER DOES NOT WARRANT THE ACCURACY OR COMPLETENESS OF THE INFORMATION, TEXT, GRAPHICS OR OTHER ITEMS CONTAINED WITHIN THESE MATERIALS. MACOM SHALL NOT BE LIABLE FOR ANY SPECIAL, INDIRECT, INCIDENTAL, OR CONSEQUENTIAL DAMAGES, INCLUDING WITHOUT LIMITATION, LOST REVENUES OR LOST PROFITS, WHICH MAY RESULT FROM THE USE OF THESE MATERIALS.

MACOM products are not intended for use in medical, lifesaving or life sustaining applications. MACOM customers using or selling MACOM products for use in such applications do so at their own risk and agree to fully indemnify MACOM for any damages resulting from such improper use or sale.

## Данный компонент на территории Российской Федерации

### Вы можете приобрести в компании MosChip.

Для оперативного оформления запроса Вам необходимо перейти по данной ссылке:

<http://moschip.ru/get-element>

Вы можете разместить у нас заказ для любого Вашего проекта, будь то серийное производство или разработка единичного прибора.

В нашем ассортименте представлены ведущие мировые производители активных и пассивных электронных компонентов.

Нашей специализацией является поставка электронной компонентной базы двойного назначения, продукции таких производителей как XILINX, Intel (ex.ALTERA), Vicor, Microchip, Texas Instruments, Analog Devices, Mini-Circuits, Amphenol, Glenair.

Сотрудничество с глобальными дистрибьюторами электронных компонентов, предоставляет возможность заказывать и получать с международных складов практически любой перечень компонентов в оптимальные для Вас сроки.

На всех этапах разработки и производства наши партнеры могут получить квалифицированную поддержку опытных инженеров.

Система менеджмента качества компании отвечает требованиям в соответствии с ГОСТ Р ИСО 9001, ГОСТ РВ 0015-002 и ЭС РД 009

### Офис по работе с юридическими лицами:

105318, г.Москва, ул.Щербаковская д.3, офис 1107, 1118, ДЦ «Щербаковский»

Телефон: +7 495 668-12-70 (многоканальный)

Факс: +7 495 668-12-70 (доб.304)

E-mail: [info@moschip.ru](mailto:info@moschip.ru)

Skype отдела продаж:

moschip.ru

moschip.ru\_4

moschip.ru\_6

moschip.ru\_9