



Main

Range of product	Zelio Time
Product or component type	Modular timing relay
Discrete output type	Relay
Device short name	RE22
Nominal output current	8 A

Complementary

Contacts type and composition	1 C/O timed contact, cadmium free
Time delay type	A At Aw
Time delay range	0.05...1 s 0.3...3 s 1...10 s 10...100 s 3...30 h 3...30 min 3...30 s 30...300 h 30...300 min 30...300 s
Control type	Rotary knob Diagnostic button External potentiometer
[Us] rated supply voltage	24...240 V AC/DC at 50/60 Hz
Input voltage	<= 2.4 V
Voltage range	0.85...1.1 Us
Supply frequency	50...60 Hz (+/- 5 %)
Connections - terminals	Screw terminals : 1 x 0.5...1 x 3.3 mm ² , AWG 20...AWG 12 solid cable without cable end Screw terminals : 2 x 0.5...2 x 2.5 mm ² , AWG 20...AWG 14 solid cable without cable end Screw terminals : 1 x 0.2...1 x 2.5 mm ² , AWG 24...AWG 14 flexible cable with cable end Screw terminals : 2 x 0.2...2 x 1.5 mm ² , AWG 24...AWG 16 flexible cable with cable end
Tightening torque	5.31...8.85 lbf.in (0.6...1 N.m) conforming to IEC 60947-1
Housing material	Self-extinguishing
Repeat accuracy	+/- 0.5 % conforming to IEC 61812-1
Temperature drift	+/- 0.05 %/°C
Voltage drift	+/- 0.2 %/V
Setting accuracy of time delay	+/- 10 % of full scale at 25 °C conforming to IEC 61812-1
Minimum pulse duration	30 ms 100 ms (with load in parallel)
Insulation resistance	100 MOhm at 500 V DC conforming to IEC 60664-1
Reset time	120 ms (on de-energisation)
Immunity to microbreaks	<= 10 ms
Power consumption in VA	3 VA at 240 V AC
Power consumption in W	1.5 W at 240 V DC

Switching capacity in VA	2000 VA
Minimum switching current	10 mA 5 V DC
Maximum switching current	8 A
Maximum switching voltage	250 V AC
Electrical durability	100000 cycles for 8 A at 250 V AC-1 100000 cycles for 2 A at 24 V DC-1
Mechanical durability	10000000 cycles
[Uimp] rated impulse withstand voltage	5 kV 1.2...50 µs conforming to IEC 60664-1
Delay response	< 100 ms
Creepage distance	4 kV/3 conforming to IEC 60664-1
Overvoltage category	III conforming to IEC 60664-1
Safety reliability data	MTTFd = 205.4 years B10d = 190000
Mounting position	Any position
Mounting support	35 mm DIN rail conforming to EN/IEC 60715
Status LED	Green LED backlight (steady) dial pointer indication Yellow LED (steady) output relay energised Yellow LED (fast flashing) timing in progress and output relay de-energised Yellow LED (slow flashing) timing in progress and output relay energised
Width	0.89 in (22.5 mm)
Product weight	0.22 lb(US) (0.1 kg)

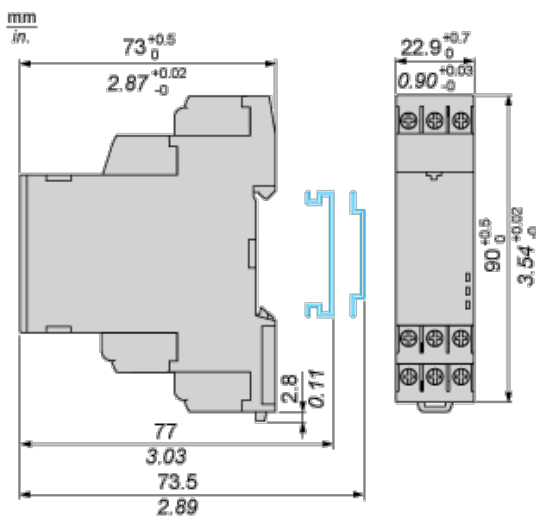
Environment

dielectric strength	2.5 kV for 1 mA/1 minute at 50 Hz between relay output and power supply with basic insulation conforming to IEC 61812-1
standards	IEC 61812-1 UL 508
directives	2004/108/EC - electromagnetic compatibility 2006/95/EC - low voltage directive
product certifications	CCC CE CSA GL UL RCM EAC China RoHS
ambient air temperature for operation	-4...140 °F (-20...60 °C)
ambient air temperature for storage	-40...158 °F (-40...70 °C)
IP degree of protection	IP20(terminals) conforming to IEC 60529 IP40 (housing) conforming to IEC 60529 IP50 (front face) conforming to IEC 60529
pollution degree	3 conforming to IEC 60664-1
vibration resistance	20 m/s ² (f = 10...150 Hz) conforming to IEC 60068-2-6
shock resistance	15 gn (not operating) (duration = 11 ms) conforming to IEC 60068-2-27 5 gn (in operation) (duration = 11 ms) conforming to IEC 60068-2-27
relative humidity	95 % at 25...55 °C
electromagnetic compatibility	Fast transients immunity test (test level: 1 kV, level 3 - capacitive connecting clip) conforming to IEC 61000-4-4 Surge immunity test (test level: 1 kV, level 3 - differential mode) conforming to IEC 61000-4-5 Surge immunity test (test level: 2 kV, level 3 - common mode) conforming to IEC 61000-4-5 Electrostatic discharge (test level: 6 kV, level 3 - contact discharge) conforming to IEC 61000-4-2 Electrostatic discharge (test level: 8 kV, level 3 - air discharge) conforming to IEC 61000-4-2 Radiated radio-frequency electromagnetic field immunity test (test level: 10 V/m, level 3 - 80 MHz...1 GHz) conforming to IEC 61000-4-3 Conducted RF disturbances (test level: 10 V, level 3 - 0.15...80 MHz) conforming to IEC 61000-4-6 Fast transient bursts (test level: 2 kV, level 3 - direct contact) conforming to IEC 61000-4-4 Immunity to microbreaks and voltage drops (test level: 30 % - 500 ms) conforming to IEC 61000-4-11 Immunity to microbreaks and voltage drops (test level: 100 % - 20 ms) conforming to

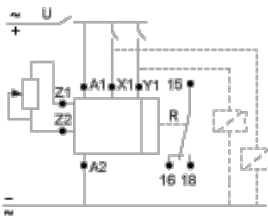
Offer Sustainability

Green Premium product	Green Premium product
Compliant - since 1650 - Schneider Electric declaration of conformity	Compliant - since 1650 - Schneider Electric declaration of conformity
Reference not containing SVHC above the threshold	Reference not containing SVHC above the threshold
Available	Available
Available	Available
WARNING: This product can expose you to chemicals including:	WARNING: This product can expose you to chemicals including:
Lead and lead compounds, which is known to the State of California to cause cancer and birth defects or other reproductive harm.	Lead and lead compounds, which is known to the State of California to cause cancer and birth defects or other reproductive harm.
For more information go to www.p65warnings.ca.gov	For more information go to www.p65warnings.ca.gov

Dimensions



Wiring Diagram

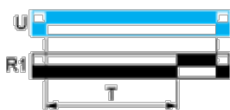


Function A: Power On-Delay

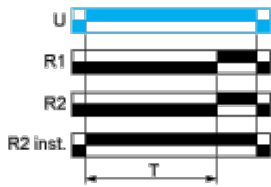
Description

On energisation of power supply, the timing period T starts. After timing, the output(s) R close(s). The second output (R2) can be either timed (when set to "TIMED") or instantaneous (when set to "INST").

Function: 1 Output



Function: 2 Outputs

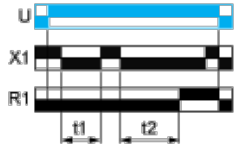


Function At: Power On-Delay with Pause / Summation Control

Description

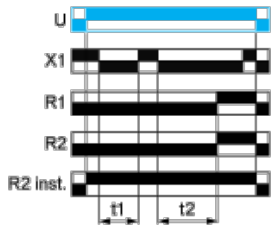
On energisation of power supply, the timing period T starts. Timing can be interrupted / paused each time X1 energizes. Except for RE17*, RE22R2AMU, RE22R2MMW, RE22R2MMU, RE22R2MJU, timing can be interrupted / paused each time Y1 energizes. When the cumulative total of time periods elapsed reaches the pre-set value T, the output(s) R close(s). The second output (R2) can be either timed (when set to "TIMED") or instantaneous (when set to "INST").

Function: 1 Output with Pause / Summation Control



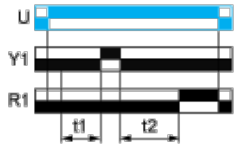
$$T = t_1 + t_2 + \dots$$

Function: 2 Outputs with Pause / Summation Control



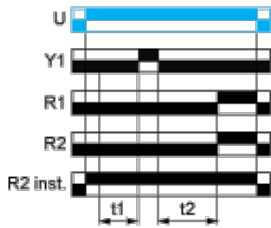
$$T = t_1 + t_2 + \dots$$

Function: 1 Output with Retrigger / Restart Control



$$T = t_1 + t_2 + \dots$$

Function: 2 Outputs with Retrigger / Restart Control



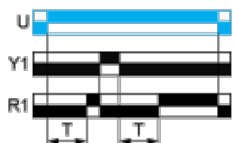
$$T = t_1 + t_2 + \dots$$

Function Aw : Power On-Delay With Retrigger / Restart Control

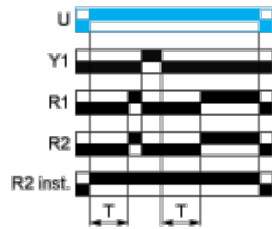
Description

On energisation of power supply, the timing period T starts. At the end of the timing period T, the output(s) R close(s). Energization of Y1 makes the output(s) R open(s). Deenergization of Y1 restarts timing period T. At the end of timing period T, the output(s) R close(s). The second output (R2) can be either timed (when set to "TIMED") or instantaneous (when set to "INST").


Function: 1 Output



Function: 2 Outputs



Legend

 Relay de-energised

 Relay energised

 Output open

 Output closed

U - Supply

T - Timing period

R1/R22 timed outputs

-

R2 The second output is instantaneous if the right position is selected
inst.

-

Y1 - Retrigger / Restart control

Данный компонент на территории Российской Федерации

Вы можете приобрести в компании MosChip.

Для оперативного оформления запроса Вам необходимо перейти по данной ссылке:

<http://moschip.ru/get-element>

Вы можете разместить у нас заказ для любого Вашего проекта, будь то серийное производство или разработка единичного прибора.

В нашем ассортименте представлены ведущие мировые производители активных и пассивных электронных компонентов.

Нашей специализацией является поставка электронной компонентной базы двойного назначения, продукции таких производителей как XILINX, Intel (ex.ALTERA), Vicor, Microchip, Texas Instruments, Analog Devices, Mini-Circuits, Amphenol, Glenair.

Сотрудничество с глобальными дистрибьюторами электронных компонентов, предоставляет возможность заказывать и получать с международных складов практически любой перечень компонентов в оптимальные для Вас сроки.

На всех этапах разработки и производства наши партнеры могут получить квалифицированную поддержку опытных инженеров.

Система менеджмента качества компании отвечает требованиям в соответствии с ГОСТ Р ИСО 9001, ГОСТ РВ 0015-002 и ЭС РД 009

Офис по работе с юридическими лицами:

105318, г.Москва, ул.Щербаковская д.3, офис 1107, 1118, ДЦ «Щербаковский»

Телефон: +7 495 668-12-70 (многоканальный)

Факс: +7 495 668-12-70 (доб.304)

E-mail: info@moschip.ru

Skype отдела продаж:

moschip.ru

moschip.ru_4

moschip.ru_6

moschip.ru_9