

Current transducers - MCR-S-1-5-UI-DCI - 2814634

Please be informed that the data shown in this PDF Document is generated from our Online Catalog. Please find the complete data in the user's documentation. Our General Terms of Use for Downloads are valid (<http://phoenixcontact.com/download>)



MCR current transducer, programmable and configurable, for measuring direct, alternating and distorted currents, input current 0 ... 0.2 A to 0 ... 11 A, configured

Your advantages

- 3-way isolation
- True r.m.s. value measurement
- Device can be set via DIP switches or MCR/PI-CONF-WIN configuration software



Key Commercial Data

Packing unit	1 pc
--------------	------

Configuration

Start of measuring range	0
End of measuring range	5

Technical data

Note

Utilization restriction	EMC: class A product, see manufacturer's declaration in the download area
-------------------------	---

Dimensions

Width	22.5 mm
Height	99 mm
Depth	114.5 mm

Ambient conditions

Ambient temperature (operation)	-20 °C ... 60 °C
Ambient temperature (storage/transport)	-40 °C ... 85 °C
Maximum altitude	< 2000 m

Input data

Input	Current measuring input
-------	-------------------------

Current transducers - MCR-S-1-5-UI-DCI - 2814634

Technical data

Input data

Number of inputs	3
Configurable/programmable	Yes, preconfigured
Input current range	0 A ... 11 A (AC/DC)
Operate threshold	2 % (of measuring range nominal value 1/5/10 A)
Setting range for min. input current	0 A ... 200 mA
Setting range for max. input current	0 A ... 11 A
Impulse form	AC, DC or distorted currents
Overload capacity	2 x I _N (continuous)
Surge strength	20 x I _N (1 s)
Frequency measuring range	15 Hz ... 400 Hz
Connection method	Screw connection

Output data

Output name	Voltage output / current output
Configurable/programmable	Yes, preconfigured
Voltage output signal	0 V ... 10 V
	2 V ... 10 V
	-10 V ... 10 V
	0 V ... 5 V
	1 V ... 5 V
	-5 V ... 5 V
	10 V ... 0 V
	10 V ... 2 V
	10 V ... -10 V
	5 V ... 0 V
	5 V ... 1 V
	5 V ... -5 V
Current output signal	0 mA ... 20 mA
	4 mA ... 20 mA
	20 mA ... 0 mA
	20 mA ... 4 mA
Load/output load voltage output	> 10 kΩ
Load/output load current output	< 500 Ω

Switching output

Output name	No switching output
-------------	---------------------

Power supply

Supply voltage range	20 V DC ... 30 V DC
Max. current consumption	< 40 mA (without load)

Connection data

Connection method	Screw connection
-------------------	------------------

Current transducers - MCR-S-1-5-UI-DCI - 2814634

Technical data

Connection data

Conductor cross section solid min.	0.2 mm ²
Conductor cross section solid max.	2.5 mm ²
Conductor cross section AWG min.	24
Conductor cross section AWG max.	14
Conductor cross section flexible min.	0.2 mm ²
Conductor cross section flexible max.	2.5 mm ²
Stripping length	8 mm
Screw thread	M3

General

Maximum transmission error	< 0.5 % (of nominal range value under nominal conditions)
Temperature coefficient, typical	< 0.025 %/K
Step response (10-90%)	330 ms (with AC)
	40 ms (with DC)
Status display	Green LED
Overvoltage category	III
Degree of pollution	2
Rated insulation voltage	300 V AC (to earth)
Test voltage input/output	4 kV (50 Hz, 1 min.)
Test voltage input/power supply	4 kV (50 Hz, 1 min.)
Test voltage output/power supply	500 V (50 Hz, 1 min.)
Electromagnetic compatibility	Conformance with EMC directive
Noise emission	EN 61000-6-4
Noise immunity	EN 61000-6-2
Color	green
Housing material	Polyamide PA non-reinforced
Mounting position	any
Conformance	CE-compliant
UL, USA/Canada	Class I, Zone 2, AEx nA nC IIC T4, Ex nA nC IIC T4 Gc X
	Class I, Div. 2, Groups A, B, C and D or Non-Hazardous Locations Only

Standards and Regulations

Electromagnetic compatibility	Conformance with EMC directive
Noise emission	EN 61000-6-4
Noise immunity	EN 61000-6-2
Connection in acc. with standard	CUL
Low Voltage Directive	Conformance with Low Voltage Directive
Conformance	CE-compliant
UL, USA/Canada	Class I, Zone 2, AEx nA nC IIC T4, Ex nA nC IIC T4 Gc X
	Class I, Div. 2, Groups A, B, C and D or Non-Hazardous Locations Only

Environmental Product Compliance

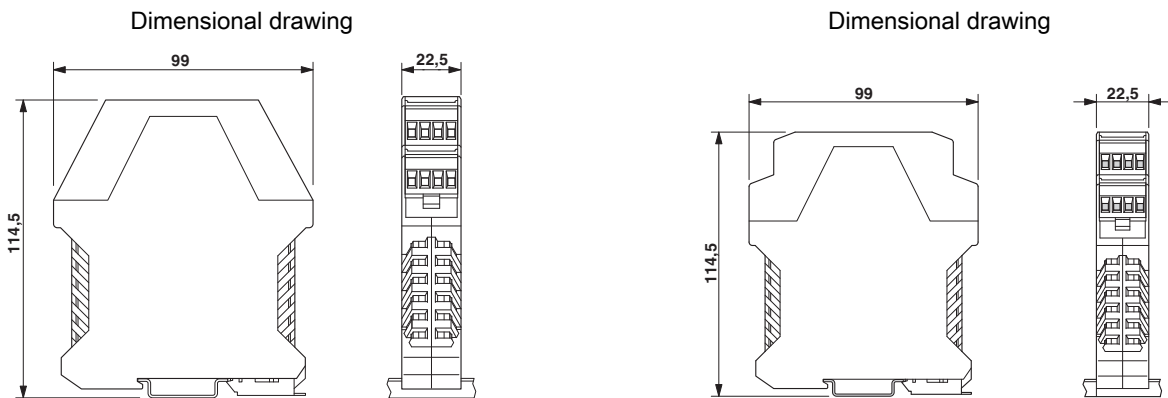
Current transducers - MCR-S-1-5-UI-DCI - 2814634

Technical data

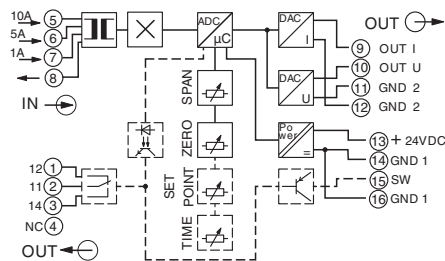
Environmental Product Compliance

China RoHS	Environmentally Friendly Use Period = 50
	For details about hazardous substances go to tab "Downloads", Category "Manufacturer's declaration"

Drawings



Circuit diagram



Approvals

Approvals

Approvals

UL Recognized / cUL Recognized / EAC / cULus Recognized

Ex Approvals


UL Listed / cUL Listed / cULus Listed

Approval details


Current transducers - MCR-S-1-5-UI-DCI - 2814634

Approvals

UL Recognized		http://database.ul.com/cgi-bin/XYV/template/LISEXT/1FRAME/index.htm	FILE E 238705
---------------	---	---	---------------

cUL Recognized		http://database.ul.com/cgi-bin/XYV/template/LISEXT/1FRAME/index.htm	FILE E 238705
----------------	---	---	---------------

EAC		EAC-Zulassung
-----	---	---------------

cULus Recognized	
------------------	---

Phoenix Contact 2018 © - all rights reserved
<http://www.phoenixcontact.com>

PHOENIX CONTACT GmbH & Co. KG
Flachmarktstr. 8
32825 Blomberg
Germany
Tel. +49 5235 300
Fax +49 5235 3 41200
<http://www.phoenixcontact.com>

Данный компонент на территории Российской Федерации

Вы можете приобрести в компании MosChip.

Для оперативного оформления запроса Вам необходимо перейти по данной ссылке:

<http://moschip.ru/get-element>

Вы можете разместить у нас заказ для любого Вашего проекта, будь то серийное производство или разработка единичного прибора.

В нашем ассортименте представлены ведущие мировые производители активных и пассивных электронных компонентов.

Нашей специализацией является поставка электронной компонентной базы двойного назначения, продукции таких производителей как XILINX, Intel (ex.ALTERA), Vicor, Microchip, Texas Instruments, Analog Devices, Mini-Circuits, Amphenol, Glenair.

Сотрудничество с глобальными дистрибьюторами электронных компонентов, предоставляет возможность заказывать и получать с международных складов практически любой перечень компонентов в оптимальные для Вас сроки.

На всех этапах разработки и производства наши партнеры могут получить квалифицированную поддержку опытных инженеров.

Система менеджмента качества компании отвечает требованиям в соответствии с ГОСТ Р ИСО 9001, ГОСТ РВ 0015-002 и ЭС РД 009

Офис по работе с юридическими лицами:

105318, г.Москва, ул.Щербаковская д.3, офис 1107, 1118, ДЦ «Щербаковский»

Телефон: +7 495 668-12-70 (многоканальный)

Факс: +7 495 668-12-70 (доб.304)

E-mail: info@moschip.ru

Skype отдела продаж:

moschip.ru

moschip.ru_4

moschip.ru_6

moschip.ru_9