



## Features

- Compatible with other members of the Model 80 Series
- The only 10-turn precision potentiometer in a modular panel control package
- Up to 2 sections available
- RoHS compliant\*

## 83/84 - 5/8 " Square 10-Turn

### Initial Electrical Characteristics<sup>1</sup>

|   | Wirewound Element (J Taper)             | Hybritron® Element (K Taper) |
|---|---|------------------------------|
| Standard Resistance Range   | 200 to 100 K ohms                       | 1 K to 100 K ohms            |
| Total Resistance Tolerance  | ±5 %                                    | ±10 %                        |
| Independent Linearity   | ±0.25 %                                 | ±0.25 %                      |
| Absolute Minimum Resistance (J Taper)   | 1.0 ohm or 0.1 % (whichever is greater) | -                            |
| Effective Electrical Angle  | 3600 ° +10 °, -0 °                      | 3600 ° +10 °, -0 °           |
| Dielectric Withstanding Voltage (MIL-STD-202, Method 301)                         |   |                              |
| Sea Level   | 1,000 VAC minimum                       | 1,000 VAC minimum            |
| Insulation Resistance (500 VDC)   | 1,000 megohms minimum                   | 1,000 megohms minimum        |
| Power Rating (Voltage Limited By Power Dissipation or 350 VAC, Whichever Is Less) |   |                              |
| +70 °C  | 1 watt                                  | 1 watts                      |
| +125 °C   | 0 watt                                  | 0 watt                       |
| Theoretical Resolution  | See table                               | Essentially infinite         |
| End Voltage (K Taper)   | -                                       | 0.2 % of applied voltage     |
| Noise (J Taper)   | 100 ohms ENR maximum                    | -                            |
| Output Smoothness (K Taper)   | -                                       | 0.15 % maximum               |

### Environmental Characteristics<sup>1</sup>

|  |                             |                             |
|--|-----------------------------|-----------------------------|
| Operating Temperature Range                                | +1 °C to +125 °C            | +1 °C to +125 °C            |
| Storage Temperature Range                                  | -55 °C to +125 °C           | -55 °C to +125 °C           |
| Temperature Coefficient Over Storage Temperature Range     | ±50 ppm/°C                  | ±100 ppm/°C                 |
| Vibration  | 15 G                        | 15 G                        |
| Total Resistance Shift                                     | ±2 %                        | ±2 %                        |
| Voltage Ratio Shift  | ±0.2 %                      | ±0.2 %                      |
| Wiper Bounce   | 0.1 millisecond maximum     | 0.1 millisecond maximum     |
| Shock  | 50 G                        | 50 G                        |
| Total Resistance Shift                                     | ±2 %                        | ±2 %                        |
| Voltage Ratio Shift  | ±0.2 %                      | ±0.2 %                      |
| Wiper Bounce   | 0.1 millisecond maximum     | 0.1 millisecond maximum     |
| Load Life  | 1,000 hours                 | 1,000 hours                 |
| Total Resistance Shift                                     | ±2 % maximum                | ±5 % maximum                |
| Rotational Life (No Load)                                  | 1,000,000 shaft revolutions | 4,000,000 shaft revolutions |
| Total Resistance Shift                                     | ±5 % maximum                | ±5 % maximum                |
| Moisture Resistance (MIL-STD-202, Method 103, Condition B) |                             |                             |
| Total Resistance Shift                                     | ±2 % maximum                | ±5 % maximum                |
| Insulation Resistance (500 VDC)                            | 100 megohms minimum         | 100 megohms minimum         |
| IP Rating  | IP 40                       | IP 40                       |

### Mechanical Characteristics<sup>1</sup>

|   |  |
|---|--|
| Stop Strength                             | 33.90 N-cm (48.0 oz.-in.) minimum  |
| Mechanical Angle                          | 3600 ° +15 °, -0 °   |
| Torque                                    |  |
| Starting                                  | Running torque plus 0.7 N-cm (1.0 oz.-in.) maximum   |
| Running (1 or 2 Section)                  | 0.18 to 1.41 N-cm (0.25 to 2.0 oz.-in.)  |
| Mounting (Torque on Bushing)              | 1.7-2.0 N-m (15-18 lb.-in.) maximum  |
| Shaft Runout                              | 0.15 mm (0.006 in.) T.I.R.   |
| Shaft End Play                            | 0.36 mm (0.014 in.) T.I.R.   |
| Shaft Radial Play                         | 0.13 mm (0.005 in.) T.I.R.   |
| Weight (Single Section)                   | 21 gm (0.75 oz.)   |
| (Each Additional Section)                 | 18 gm (0.65 oz.)   |
| Terminals                                 | Printed circuit terminals or solder lugs   |
| Soldering Condition                       | Recommended hand soldering using Sn95/Ag5 no clean solder, 0.025 " wire diameter. Maximum temperature 399 °C (750 °F) for 3 seconds. No wash process to be used with no clean flux |
| Marking                                   | Manufacturer's trademark, wiring diagram, date code and resistance, manufacturer's part number   |
| Ganging (Multiple Section Potentiometers) | 2 cup maximum  |
| Hardware                                  | One lockwasher and one mounting nut is shipped with each potentiometer, except where noted in the part number.   |

NOTE: Model 83/84 performance specifications do not apply to units subjected to printed circuit board cleaning procedures.

<sup>1</sup>At room ambient: +25 °C nominal and 50 % relative humidity nominal, except as noted.

# 83/84 - 5/8 " Square 10-Turn

**BOURNS®**

## Wirewound Resolution Table

| Resistance (Ohms) | Resolution (Nom.) (%) |
|-------------------|-----------------------|
| 200               | .048                  |
| 500               | .037                  |
| 1 K               | .032                  |
| 2 K               | .031                  |
| 5 K               | .023                  |
| 10 K              | .020                  |
| 20 K              | .015                  |
| 50 K              | .012                  |
| 100 K             | .010                  |

## Dimensional Drawings

Dual Section Model 84 Solder Lugs



Dual Section Model 83 PC Pins



Note: The Models 83/84 dimensions for dual section assembly are for either single or dual concentric shaft styles.

DIMENSIONS:  $\frac{\text{MM}}{\text{(INCHES)}}$

# 83/84 - 5/8" Square 10-Turn

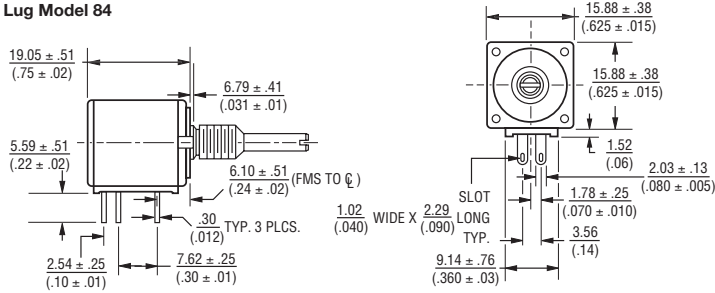
# BOURNS®

## Product Dimensions

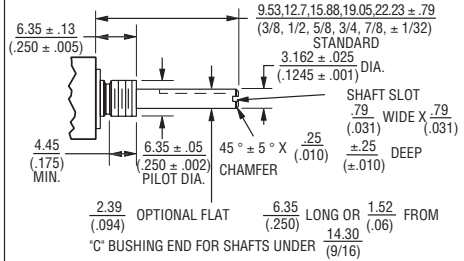
### PC Pin Model 83



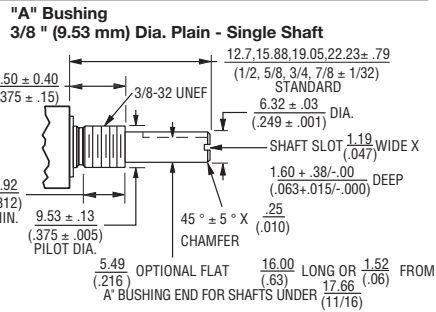
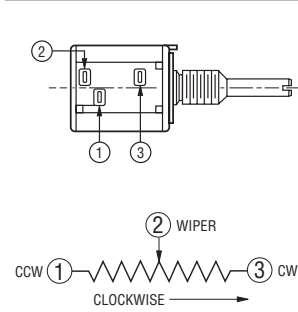
### Solder Lug Model 84



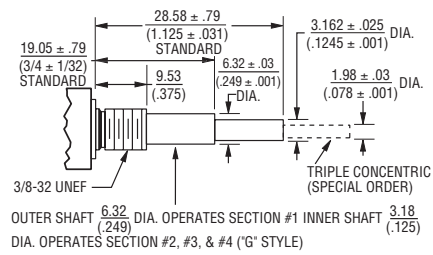
### "C" Bushing 1/4" (6.35 mm) Dia. Plain - Single Shaft



### "E" Bushing 1/4" (6.35 mm) Dia. Locking - Single Shaft



### "A" Bushing 3/8" (9.53 mm) Dia. Plain - Concentric Shaft



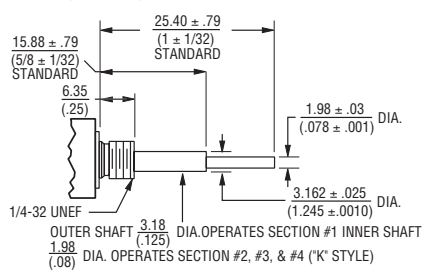
### Shaft Flat Orientation



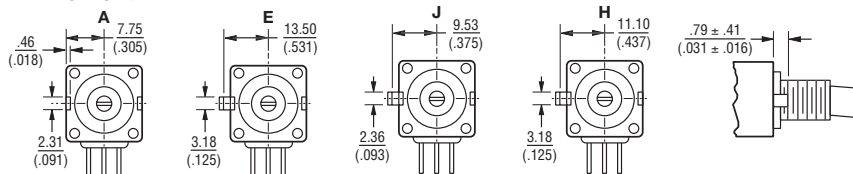
### "B" Bushing 3/8" (9.53 mm) Dia. Plain - Single Shaft



### "C" Bushing 1/4" (6.35 mm) Dia. Plain - Concentric Shaft



### Locating Lug Options - All Model 80 Series



TOLERANCES EXCEPT AS SHOWN: DECIMALS .XXX ± .127 (.005), .XX ± .38 (.015), ANGLE ± 5°, FRACTIONS ± 1/64

DIMENSIONS:  $\frac{\text{MM}}{\text{(INCHES)}}$

NOTE: "D" OPTION - NO A/R LUG. OTHER LOCATING LUG OPTIONS AVAILABLE. FOR DETAILS CONSULT FACTORY.

Specifications are subject to change without notice. Customers should verify actual device performance in their specific applications.

# 83/84 - 5/8 " Square 10-Turn

# BOURNS®

## How To Order

**83 A 1 A - B 28 - J 15 L**

| RoHS IDENTIFIER |           |
|-----------------|-----------|
| L               | Compliant |

| ANTI-ROTATION LUG |                               |
|-------------------|-------------------------------|
| A                 | Single .305 R, 90 °CW         |
| B                 | Double .305 R, 90 ° & 270 °CW |
| C                 | Single .305 R, 270 °CW        |
| D                 | No Lug                        |
| E                 | Single .531 R, 90 °CW         |
| F                 | Single .305 R, 180 °CW        |
| J                 | Single .375 R, 90 °CW         |
| K                 | Double .375 R, 90 ° & 270 °CW |

| # SECTIONS |        |
|------------|--------|
| 1          | Single |
| 2          | Double |
| 3          | Triple |

| BUSHING |   |
|---------|---|
| A       | Plain 3/8 " (9.53 mm) D x 3/8 " (9.53 mm) L   |
| B       | Locking 3/8 " (9.53 mm) D x 1/2 " (12.7 mm) L |
| C       | Plain 1/4 " (6.35 mm) D x 1/4 " (6.35 mm) L   |
| E       | Locking 1/4 " (6.35 mm) D x 1/2 " (12.7 mm) L |
| J       | Plain 3/8 " (9.53 mm) D x 1/4 " (6.35 mm) L   |
| N       | Plain 1/4 " (6.35 mm) D x 3/8 " (9.53 mm) L   |
| R       | Plain 10 mm D x 9 mm L                        |
| U       | Plain 7 mm D x 6 mm L                         |

| SHAFT LENGTH (FMS) |             | AVAILABLE ONLY IN BUSHING |
|--------------------|-------------|---------------------------|
| Code               | Description | Code                      |
| 12                 | 3/8 " L     | C, N, J                   |
| 16                 | 1/2 " L     | A, C, J, N                |
| 20                 | 5/8 " L     | A, B, C, E, J, N          |
| 24                 | 3/4 " L     | A, B, C, E, J, N          |
| 28                 | 7/8 " L     | A, B, C, E, J, N          |
| 32                 | 1 " L       | A, B, C, E, J, N          |
| 36                 | 1-1/8 " L   | A, B, C, E, J, N          |
| 40                 | 1-1/4 " L   | A, B, C, E, J, N          |
| Metric             |             |                           |
| 10                 | 10 mmL      | U                         |
| 13                 | 13 mmL      | U                         |
| 16                 | 16 mmL      | R                         |
| 19                 | 19 mmL      | R                         |
| 22                 | 22 mmL      | R, U                      |
| 30                 | 30 mmL      | R                         |
| 42                 | 42 mmL      | R                         |
| 50                 | 50 mmL      | R                         |

| ELEMENT TAPER TYPE/TOLERANCE |                        | RESISTANCE CODE VALUE IN OHMS |              |
|------------------------------|------------------------|-------------------------------|--------------|
|                              |                        | J                             | K            |
| (J)                          | Linear Wirewound       | (06) - 200                    | (10) - 1 K   |
|                              | 10-Turn ±5 %           | (08) - 500                    | (11) - 2 K   |
| (K)                          | Linear Hybritron®      | (10) - 1 K                    | (13) - 5 K   |
|                              | Elements 10-Turn ±10 % | (11) - 2 K                    | (15) - 10 K  |
|                              |                        | (13) - 5 K                    | (16) - 20 K  |
|                              |                        | (15) - 10 K                   | (18) - 50 K  |
|                              |                        | (16) - 20 K                   | (20) - 100 K |
|                              |                        | (18) - 50 K                   |              |
|                              |                        | (20) - 100 K                  |              |

| MODEL |                      |
|-------|----------------------|
| 83    | 10-Turn, PC Pins     |
| 84    | 10-Turn, Solder Lugs |

| SHAFT TYPE | AVAILABLE ONLY IN  |                        |
|------------|--|------------------------|
|            | LENGTHS (CODE)   | BUSHINGS (CODE)        |
| A          | Single Plain 1/4 " (6.35 mm) D   | 16,20,24,28 A, B, J    |
| B          | Single Slotted 1/4 " (6.35 mm) D   | 16,20,24,28 A, B, J    |
| C          | Single Flatted 1/4 " (6.35 mm) D   | 20,24,28 A, B, J       |
| E          | Single Slotted 1/8 " (3.18 mm) D   | 12,16,20,24,28 C, E, N |
| F          | Single Flatted 1/8 " (3.18 mm) D   | Consult Factory C, N   |
| G          | Dual Concentric Plain 1/4 " (6.35 mm) D - 1/8 " (3.18 mm) D Outer Operates Section 1     | 36,40 A, J             |
| K          | Dual Concentric Plain 1/8 " (3.18 mm) D - 5/64 " (1.98 mm) D Outer Operates Section 1    | 32,36 C, N             |
| L          | Dual Concentric Plain 1/4 " (6.35 mm) D - 1/8 " (3.18 mm) D Outer Operates Section 1/2   | 36,40 A, J             |
| M          | Dual Concentric Plain 1/8 " (3.18 mm) D - 5/64 " (1.98 mm) D Outer Operates Section 1    | 32,36 C, N             |
| N          | Dual Concentric Plain 1/4 " (6.35 mm) D - 1/8 " (3.18 mm) D Outer Operates Section 1/2/3 | 36,40 A, J             |
| P          | Dual Concentric Plain 1/8 " (3.18 mm) D - 5/64 " (1.98 mm) D Outer Operates Section 1/2  | 32,36 C, N             |
| R          | Single Slotted 6 mm D  | 16,19,22,50 R, S       |
| T          | Single Slotted 4 mm D  | 10, 13, 22 U           |
| V          | Dual Concentric Plain 6 mm D - 3 mm D Outer Operates Section 1                           | 30, 42 R               |

*Boldface features are Bourns standard options. All others are available with higher minimum order quantities.*

REV. 06/12

"Hybritron" is a registered trademark of Bourns, Inc. Specifications are subject to change without notice. Customers should verify actual device performance in their specific applications.

## Данный компонент на территории Российской Федерации

### Вы можете приобрести в компании MosChip.

Для оперативного оформления запроса Вам необходимо перейти по данной ссылке:

<http://moschip.ru/get-element>

Вы можете разместить у нас заказ для любого Вашего проекта, будь то серийное производство или разработка единичного прибора.

В нашем ассортименте представлены ведущие мировые производители активных и пассивных электронных компонентов.

Нашей специализацией является поставка электронной компонентной базы двойного назначения, продукции таких производителей как XILINX, Intel (ex.ALTERA), Vicor, Microchip, Texas Instruments, Analog Devices, Mini-Circuits, Amphenol, Glenair.

Сотрудничество с глобальными дистрибьюторами электронных компонентов, предоставляет возможность заказывать и получать с международных складов практически любой перечень компонентов в оптимальные для Вас сроки.

На всех этапах разработки и производства наши партнеры могут получить квалифицированную поддержку опытных инженеров.

Система менеджмента качества компании отвечает требованиям в соответствии с ГОСТ Р ИСО 9001, ГОСТ РВ 0015-002 и ЭС РД 009

### Офис по работе с юридическими лицами:

105318, г.Москва, ул.Щербаковская д.3, офис 1107, 1118, ДЦ «Щербаковский»

Телефон: +7 495 668-12-70 (многоканальный)

Факс: +7 495 668-12-70 (доб.304)

E-mail: [info@moschip.ru](mailto:info@moschip.ru)

Skype отдела продаж:

moschip.ru

moschip.ru\_4

moschip.ru\_6

moschip.ru\_9