

SPC-40-E
Standard Product Catalog



Bud Industries, Inc.

#1
Preferred
Enclosure
Brand

2009 Hearst
Business Survey

**Electronic
Enclosures**

Racks

Cabinets

Accessories



From steel to aluminum, plastic to fiberglass,
the Bud line of enclosures and racks is the
most extensive and often the most affordable.

*More than 2300 enclosures
available for same-day shipping.*

Enclosures Right Now, Right Price.



440-946-3200 • www.budind.com

CONTENTS

NUMERICAL INDEX - Pages 76-80



LARGE CABINET RACKS

19"/23" Equipment Cabinet	9
Budrack Professional Series	1
Distribution	10
Econoglas and See-Thru Doors	4
Economizer	4-5
NEMA12 Cabinet	8
Series 2000	6
Series 60	7
Server Rack Professional Series	2
Turnkey Cabinet Assy.	10
Valurack	3



CABINETS

Classic II	31
Econocab	32
Mega Network	31
Universal Network	31
VisionCab	30
Wall Mount Cabinet	30



OPEN RACKS

Aluminum	11
Cable Management Rack	14
Double Rack	13
Heavy Duty Steel	12
Open Rack Assembly	11-14
Series RR-1263	12
Series RR-1367	12
Server Rack Assy	14
Specialty Communication Racks	14
Swing Frame	11
Table Top	12
Wall Mount	11




COMMUNICATIONS

19"/23" Equipment Cabinet	9
Cable Management	14, 18-20
Distribution Cabinet Assy	10
Double Rack	13
Hinged Patch Panel Bracket	22
Mega Network Cabinet	31
Open Racks	11-14
Turnkey Cabinet Assy	10
Universal Network Cabinet	31



RACK MOUNTABLE CHASSIS

Plastic Rack Mount Box	29
Rack Mount Chassis	28
Small Rack Mount Chassis	28
Valuline	29



CHASSIS

Aluminum	41
Bottom Plates	41
Panel	41



SHEET METAL BOXES

NEMA 1 Junction Boxes with Hinged Cover	36
NEMA 1 Junction Boxes with Screw Cover	36
Push Button Boxes	48
SN-Series NEMA	49
SNB-Series NEMA	50

DIE-CAST ALUMINUM BOXES

Aluminum Die-Cast NEMA	44
Die-Cast Aluminum NEMA 4X Box with External Mounting Brackets	47
Econobox	42-43
AN-Series NEMA	45-47
CN-Series NEMA	47-48
Wall Mounting Boxes	42-48

FIBERGLASS BOXES

NFL-Series Fiberglass NEMA Box	49
--------------------------------	----



PLASTIC BOXES

Blue Transparent NEMA 4X	56
DIN Rail	64
Grabber	59-63
Hand-Held Plastic	71
Instrument Case	33
NEMA 4X	52-53, 57
NEMA Heavy Duty	56
PI-Series	67
Plastibox	68-70
Plasticase	65-67
Plastic NEMA 4X Box w/External Mtg. Bracket	58
Potting Box	75
Power Plug Box	74
Rack Mount Box	29
UL/NEMA/IEC	52-53
USB Enclosure	74
Utilibox	72-73



SMALL CABINETS

Aluminum Instrument Case	33
Champion	37
Compucab	40
Contour Utility	34
Converta Box	34
Extruded Aluminum Box	39
Futura	39
Keyboard	35
Miniboxes	40
Portacabs	36
Shadow	35
Showcase	32
Slimcab	35
Slope	39
Sloping Panel	38
Sloping Panel Prestige	38
Small Wall Mount Box	38
Transi-case	35
TR-Series	34
Utility	34

BRACKETS

Adapter Mounting	20
Cable	18-20
Chassis Support	18
Equipment Tie Down	19
Hinged Patch Panel Bracket	22
Slide Mounting	17
Triangular Mounting Brackets	21

ACCESSORIES

Blowers/Fans	15	Panels	25
Cable Management	18-20	Power Outlet Strips	21
Casters/Levelers	26	Shelves	20, 22-25
Desktops	22-23	Slides	17
Drawers	22	Temperature Control	17
Econoglas and See-Thru Doors	4	UL/NEMA/IEC Accessories	52-55
Fan Tray Assemblies	16		
Foot, Misc. Hardware	26		
Handles	27		
NEMA Cable Glands	55		
Panel Extender	19		
Panel Mounting Rails	18		

BUDRACK PROFESSIONAL SERIES

The Budrack Professional Series provides all of the features that one expects in a high end Cabinet Rack and more.

Design Features

- ◆ Sturdy and durable steel construction. Mounting rails — 14 GA, other parts 18 GA
- ◆ Furnished complete with ventilated tempered glass front door, locking rear door, removable sides
- ◆ EIA 310 compliant for 19" mount equipment
- ◆ Two pairs of fully adjustable panel mounting rails included. The panel mounting rails include unique notch at each "u" point to allow for rapid equipment location identification
- ◆ Top mount fan box installed. Two fans for 23" depth, four fans for 31" depth
- ◆ Includes ventilated shelves (one shelf in the 24U high cabinet, two shelves in the 40U and 45U cabinets)
- ◆ Includes four casters and four levelers (unassembled)
- ◆ Large cutout in base. Cutout comes covered by 2.5" deep metal cover plates that allow for adjustable opening providing as much or as little open space for cable access
- ◆ 2 additional 13" x 2.5" cutouts in front and rear of the base also come with readily removable covers
- ◆ Vented at top and bottom of sides, which also can be locked
- ◆ Comes fully assembled
- ◆ Finish: Black textured powder coating — easy to clean
- ◆ Other sizes and modifications are available upon request



ORDERING INFORMATION

Catalog No.	Panel Space (inches) (width x height)	"U"	Overall Dimensions	Clear Inside Depth (inches)	Wt. (Lbs.)	Additional Fixed Shelf	Wt. (Lbs.)
			(inches) (width x depth x height)				
BRP-12202	19.00 x 42.00	24	23.62 x 23.62 x 49.40	20.88	222	SH-12706	5
BRP-12206	19.00 x 70.00	40	23.62 x 23.62 x 77.40	20.88	305	SH-12706	5
BRP-12208	19.00 x 78.75	45	23.62 x 23.62 x 86.15	20.88	327	SH-12706	5
BRP-12212	19.00 x 42.00	24	23.62 x 31.50 x 49.40	28.75	254	SH-12708	6
BRP-12216	19.00 x 70.00	40	23.62 x 31.50 x 77.40	28.75	345	SH-12708	6
BRP-12218	19.00 x 78.75	45	23.62 x 31.50 x 86.15	28.75	370	SH-12708	6

• Contact the factory for other sizes and finishes and modifications

SERVER RACK PROFESSIONAL SERIES



New sizes provide additional 3.50" of space in front and rear both for wiring and accessories. Sturdy welded steel construction. Comes with a fan box with 4 fans and ventilated shelves. Ships fully assembled.

Design Features

Bud's Server Rack Professional Series provides all of the features that one expects in a high end Server Rack and more! Each Rack includes the following:

- ◆ Sturdy welded construction with 1700 lb. weight capacity
- ◆ Fully Ventilated locking front door that can be mounted left or right
- ◆ Split rear door with solid triple point latching system.
- ◆ Two pairs of panel mounting rails with unique notches at "u" increments to ease equipment installation
- ◆ Panel mounting rails are fully adjustable front and back
- ◆ Fan box with 4 fans
- ◆ Includes four casters and four levelers (unassembled)
- ◆ Includes ventilated shelves (one with 27U cabinet and two with 42U cabinet)
- ◆ 6 cable management brackets
- ◆ Sides are easily removable to allow quick assembly access
- ◆ Rack made of 18 ga. Steel with 14 ga. panel mounting rails
- ◆ Open base for convenient cable access
- ◆ Covered slot in top for additional cable access
- ◆ Vented at top and bottom of sides
- ◆ Comes fully assembled

Finish

Black textured powder coating
(easy to clean)

NEW SIZES

ORDERING INFORMATION

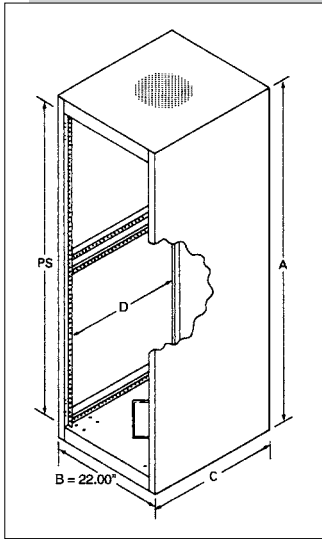
Catalog No.	Panel Space (inches) (width x height)	"U"	Overall Dimensions (width x depth x height) (inches)	Clear Inside Depth (inches)	Cabinet Wgt. (Lbs.)	Add'l Shelves	Shelf Wgt. (Lbs.)
SRP-8131	19.00 x 47.25	27	23.62 x 35.43 x 52.32	28.19"	270		
SRP-8134	19.00 x 73.50	42	23.62 x 35.43 x 78.70	28.19"	360	SH-12709	8
SRP-8137	19.00 x 78.75	45	23.62 x 35.43 x 83.95	28.19"	378		
SRP-8141	19.00 x 47.25	27	23.62 x 43.30 x 52.32	36.06"	293		
SRP-8144	19.00 x 73.50	42	23.62 x 43.30 x 78.70	36.06"	390	SH-12711	10
SRP-8147	19.00 x 78.75	45	23.62 x 43.30 x 83.95	36.06"	409		

*Additional 3.50" of space in front and rear both for wiring and accessories.
Contact the factory for other sizes and finishes*

UPRIGHT CABINET RACKS

VALURACK

This incredibly value-packed cabinet rack offers ready-to-use capability, welded-together strength and sturdiness, and unlimited versatility, at an unbeatable cost. It will accept all standard Bud accessories including doors, shelves, casters, and levelers.



Design Features

- ◆ EIA-310 compliant for 19" panel width equipment
- ◆ Integral, full height, front panel mounting rails
- ◆ Provisions for additional fully adjustable panel mounting rails
- ◆ Large 10.00" square cable access in bottom
- ◆ Ventilated top accepts Bud #FN-1282 Exhaust Fan (page 16)
- ◆ Suggested 700# equipment load capacity (higher when used with optional adjustable panel mounting rails for 4-point equipment mounting)
- ◆ Other sizes and colors are available by request

Finish

Black Texture

Accessories

Basic rack accepts many optional accessories including standard Economizer Cabinet Rack doors (mounted front or rear). When used with optional adjustable panel mounting rails, rack accepts all other standard Bud accessories. See pages 15–27 for more information.

ValuRack SERIES					OPTIONAL ACCESSORIES			
Ordering Information					Mounting Rails	Steel Doors		Econoglas Door w/Key Lock
Catalog Number	Panel Space	Overall Size H x W x D	Clear Inside Depth	Weight Lbs.	Catalog Number	Catalog Number Solid	Catalog Number Louvered	Catalog Number
VR-8924	61.25"	66.56" x 22.00" x 26.00"	24.00"	106	PMR-9452	ER-16534	ER-16594	V-9765-L
VR-8925	70.00"	75.31" x 22.00" x 26.00"	24.00"	114	PMR-9453	ER-16535	ER-16595	V-9766-L
VR-8926	78.75"	84.06" x 22.00" x 26.00"	24.00"	121	PMR-9454	ER-16536	ER-16596	V-9767-L

Typical Optional Accessories

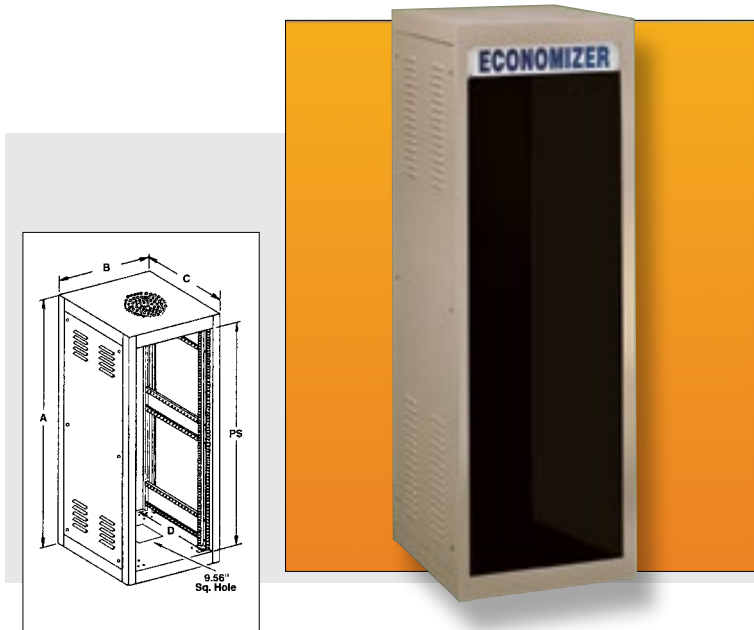
Catalog No.	Description
RC-7758-PR	Casters
RL-7771	Leveler Kit
SH-2385*	Shelf, Stationary, Ventilated
60-2381*	Shelf, Stationary, Non-Ventilated
SH-2393*	Shelf, Sliding, Ventilated
SH-2389*	Shelf, Sliding, Non-Ventilated
POS-194-S	Rack Mount Power Outlet Strip
FN-1282	Exhaust Fan
FT-1973	Fan Tray - 3 Fans
FT-1976	Fan Tray - 6 Fans
FT-1979	Fan Tray - 9 Fans
PA-1101-BT	1-U Panel
PA-1102-BT	2-U Panel
PA-1103-BT	3-U Panel

* Requires optional panel mounting rails

UPRIGHT CABINET RACKS

ECONOMIZER

This high quality, low cost cabinet rack has a 19" panel width in both ventilated and non-ventilated versions.



Finishes

Sand Texture (S), Royal Blue Texture (RB) and Black Texture (BT) are standard. Available in other Bud textured finishes at no extra cost.

Design Features

- ◆ Welded Frame: 14-gauge steel vertical rails. 16-gauge steel top and bottom. Uniquely designed, 16-gauge steel rail supports. Furnished complete with removable sides, rear door and one pair of panel mounting rails
- ◆ Panel Mounting Rails: 12-gauge steel. Fully adjustable, tapped #10-32 in front on E.I.A. universal spacing. (Use #7346 screws - order separately.) Separate flange with .28" diameter holes provided for mounting accessories
- ◆ Side Panel: 20-gauge steel. Removable from outside for easy access
- ◆ Bottom: Pierced for RC-7758 casters, and with one 9.56" square hole and four 1.11" knockouts for cable access
- ◆ 1200# equipment load capacity
- ◆ 24" panel width cabinets available on special order

Ventilated Features

- ◆ Cabinet sides and door feature ventilating louvers. Ventilated cabinet top has a perforated area using .25" dia. holes on .31" staggered centers, inside a 9.69" dia. bolt circle. This provides a 58% open area. Holes provided for mounting a 10.00" dia. exhaust fan (Bud Fan No. FN-1282.) See page 16.

ECONOGLAS AND SEE-THRU DOORS

For Economizer, ValuRack, 60 and 2000 Series Upright Cabinet Racks

Econoglas Door (fits Economizer and ValuRacks)		See-Thru Door (fits 60 and 2000 Series)	
Catalog No.	Catalog No.	Panel Space Height	Weight Lbs.
V-9760-L	V-9770-L	21.00"	6
—	V-9771-L	31.50"	8
V-9763-L	V-9772-L	42.00"	10
V-9764-L	V-9773-L	52.50"	12
V-9765-L	V-9774-L	61.25"	14
V-9766-L	V-9775-L	70.00"	16
V-9767-L	V-9776-L	78.75"	18

Design Features

Econoglas and See-Thru Doors

Aluminum frame door with gasketed .18" thick smoke gray plastic insert. Can be used in place of normal steel door. Comes standard with keylock and in 19" panel width. Econoglas door is used with Economizer and ValuRack upright cabinet racks. See-Thru door is used with 60 and 2000 Series upright cabinet racks.



See our online rack and accessory selector guide at www.budind.com/rackguide.html

All products can be custom modified to your specifications.

For full dimensional information, see our Web site at www.budind.com.

ECONOMIZER

ECONOMIZER RACKS

19" Panel Width

Catalog Number Non-Ventilated	Catalog Number Ventilated	Panel Space PS	Outside Height A	Outside Width B	Outside Depth C	Clear Inside Depth D	Weight Lbs.
ER-16502	ER-16602	42.00"	47.31"	22.00"	18.50"	17.00"	110
ER-16503	ER-16603	52.50"	57.81"	22.00"	18.50"	17.00"	124
ER-16504	ER-16604	61.25"	66.56"	22.00"	18.50"	17.00"	139
ER-16505	ER-16605	70.00"	75.31"	22.00"	18.50"	17.00"	151
ER-16506	ER-16606	78.75"	84.06"	22.00"	18.50"	17.00"	163
ER-16511		21.00"	26.31"	22.00"	25.50"	24.00"	94
ER-16512	ER-16612	42.00"	47.31"	22.00"	25.50"	24.00"	128
ER-16513	ER-16613	52.50"	57.81"	22.00"	25.50"	24.00"	145
ER-16514	ER-16614	61.25"	66.56"	22.00"	25.50"	24.00"	162
ER-16515	ER-16615	70.00"	75.31"	22.00"	25.50"	24.00"	175
ER-16516	ER-16616	78.75"	84.06"	22.00"	25.50"	24.00"	189
ER-16521		21.00"	26.31"	22.00"	30.75"	29.25"	109
ER-16522	ER-16622	42.00"	47.31"	22.00"	30.75"	29.25"	143
ER-16523	ER-16623	52.50"	57.81"	22.00"	30.75"	29.25"	160
ER-16524	ER-16624	61.25"	66.56"	22.00"	30.75"	29.25"	180
ER-16525	ER-16625	70.00"	75.31"	22.00"	30.75"	29.25"	194
ER-16526	ER-16626	78.75"	84.06"	22.00"	30.75"	29.25"	209

For full dimensional information, see our Web site at www.budind.com.

OPTIONAL ACCESSORIES

19" Panel Width Racks

Fits Panel Space	Mounting Rails Catalog No.	Steel Door Catalog No.	Econoglas Door with Key Lock Catalog No.	Louvered Steel Door Catalog No.
21.00"	PMR-9448	ER-16531	V-9760-L	
42.00"	PMR-9450	ER-16532	V-9763-L	ER-16592
52.50"	PMR-9451	ER-16533	V-9764-L	ER-16593
61.25"	PMR-9452	ER-16534	V-9765-L	ER-16594
70.00"	PMR-9453	ER-16535	V-9766-L	ER-16595
78.75"	PMR-9454	ER-16536	V-9767-L	ER-16596

Leveler Kit: One pair of levelers with mounting brackets and all mounting hardware. Leveler and caster cannot be used at the same location. Leveler Kit Catalog No.: RL-7770

Add-A-Rack System: Used to combine two or more racks into one integral system. Available in all sizes.

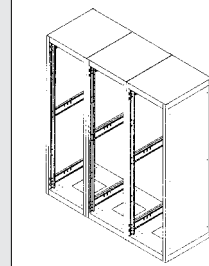
Econoglas Door: Aluminum framed, smoke gray plastic door that can be used in place of normal steel doors.

Mounting Rails: One pair of mounting rails is provided. Some accessories may require two sets of rails. Refer to accessory chart for additional sets.

Doors: Rear door provided. Optional Econoglas and steel front doors are available.

Accessories: The complete line of Bud standard accessories are compatible with the Economizer Rack. See pages 15-27.

ADD-A-RACK SYSTEM



Add-A-Rack System

When it is desirable to develop a series of racks into an integral system, Add-A-Rack assemblies can be used to obtain the optimum width and, at the same time, reduce costs considerably. Assembly consists of the welded frame, rear door, and one pair of panel mounting rails, that are used on the cabinet rack but are minus the side panels.

OPTIONAL ACCESSORIES

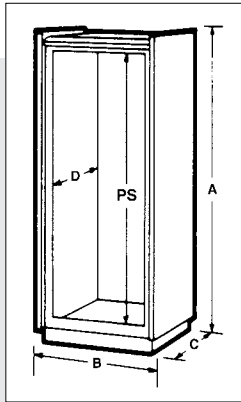
Add-A-Rack

Catalog No. Non-Vented	Catalog No. Vented	Weight Lbs.
ER-16552	ER-16652	95
ER-16553	ER-16653	106
ER-16554	ER-16654	118
ER-16555	ER-16655	127
ER-16556	ER-16656	136
ER-16561		83
ER-16562	ER-16662	107
ER-16563	ER-16663	119
ER-16564	ER-16664	132
ER-16565	ER-16665	140
ER-16566	ER-16666	150
ER-16571		95
ER-16572	ER-16672	117
ER-16573	ER-16673	128
ER-16574	ER-16674	143
ER-16575	ER-16675	151
ER-16576	ER-16676	162

UPRIGHT CABINET RACKS

SERIES 2000

Here are electronic enclosures that do more than house equipment. The sheer square lines of the Series 2000 and its symmetrical styling is the result of the experience and perception Bud designers have. All Series 2000 cabinet racks include welded frame, sides, top, and rear door.



Design Features

- ◆ Anodized aluminum extrusion top trim
- ◆ All welded 14 gauge steel frame with "U" shaped 16 gauge steel panel mounting rail supports
- ◆ Door, 20 gauge steel
- ◆ Sides and top, 18 gauge steel
- ◆ Adjustable front and rear panel mounting rails tapped #10-32 on E.I.A. universal spacing (use #7346 screws - order separately)
- ◆ Accommodates 19" wide E.I.A. Panels
- ◆ Bottom pierced for RC-7758 casters
- ◆ 1.109 inch diameter knockout holes in base
- ◆ 1200# equipment load capacity
- ◆ Ventilated version available upon request

Finishes

Gray Texture (GT) or Royal Blue Texture (RB)
Available in other Bud textured finishes at no extra cost

Accessories

See pages 15–27.
24" Panel Width Racks available on Special Order
See page 4 for See-Thru Doors

Bonus Features

- ◆ Interiors are accessible from front and rear for easy installation and maintenance of components
- ◆ Readily removable rear door
- ◆ Shipped completely assembled

SERIES 2000

Upright Cabinet Racks

Catalog No.*	Panel Space (PS)	Outside Height (A)	Outside Width (B)	Outside Depth (C)	Clear Inside Depth (D)	Weight (Lbs.)
E-2000	21.00"	30.25"	24.19"	23.87"	20.5	119
E-2003	42.00"	51.25"	24.19"	23.87"	20.5	168
E-2004	52.50"	61.75"	24.19"	23.87"	20.5	195
E-2005	61.25"	70.50"	24.19"	23.87"	20.5	216
E-2006	70.00"	79.25"	24.19"	23.87"	20.5	233
E-2007	78.75"	88.00"	24.19"	23.87"	20.50"	260
E-2008	21.00"	30.25"	24.19"	27.37"	24.00"	129
E-2011	42.00"	51.25"	24.19"	27.37"	24.00"	179
E-2012	52.50"	61.75"	24.19"	27.37"	24.00"	215
E-2013	61.25"	70.50"	24.19"	27.37"	24.00"	234
E-2014	70.00"	79.25"	24.19"	27.37"	24.00"	244
E-2015	78.75"	88.00"	24.19"	27.37"	24.00"	268
E30-2000	21.00"	30.25"	24.19"	32.62"	29.25"	150
E30-2003	42.00"	51.25"	24.19"	32.62"	29.25"	217
E30-2004	52.50"	61.75"	24.19"	32.62"	29.25"	248
E30-2005	61.25"	70.50"	24.19"	32.62"	29.25"	259
E30-2006	70.00"	79.25"	24.19"	32.62"	29.25"	303
E30-2007	78.75"	88.00"	24.19"	32.62"	29.25"	307

*Supplied with plain sides and plain rear door.


See our online rack and accessory selector guide at www.budind.com/rackguide.html

All products can be custom modified to your specifications.

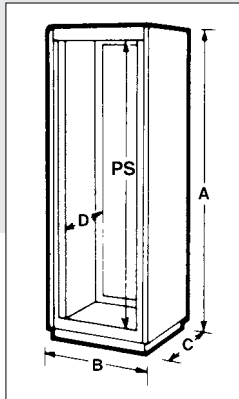
UPRIGHT CABINET RACKS

SERIES 60

These cabinet racks are proof of what Bud designers have striven for and achieved: Quality enclosures that enhance the function, appearance, and value of your products. All Series 60 Cabinet Racks include welded frame, sides, top, and rear door.



Add-A-Rack System



Finishes

Gray Texture (GT) or Royal Blue Texture (RB)

Available in other Bud textured finishes at no extra cost

Accessories

See pages 15–27

24" Panel Width Racks available on Special Order

See page 4 for See-Thru Doors

Design Features

- ◆ All welded 14 gauge steel frame with "U" shaped 16 gauge steel panel mounting rail supports
- ◆ Door, 20 gauge steel
- ◆ Sides and top, 18 gauge steel
- ◆ Adjustable front and rear panel mounting rails tapped #10-32 on E.I.A. universal spacing (use #7346 screws - order separately)
- ◆ Accommodates 19" wide E.I.A. panels
- ◆ Bottom pierced for RC-7758 casters
- ◆ 1.109" diameter knockout holes in base
- ◆ 1200# equipment load capacity
- ◆ Ventilated version available upon request

Bonus Features

- ◆ Interiors are accessible from front and rear for easy installation and maintenance of components
- ◆ One door furnished. May be used on front or rear
- ◆ Add-A-Rack System used to combine two or more enclosures into one integral system (same as cabinet rack except w/o sides)
- ◆ Shipped completely assembled

SERIES 60

Upright Cabinet Racks

Catalog No.	Panel Space (PS)	Outside Height (A)	Outside Width (B)	Outside Depth (C)	Clear Inside Depth (D)	Weight Lbs.
60-2300	21.00"	29.62"	24.06"	22.00"	20.50"	112
60-2301	31.50"	40.12"	24.06"	22.00"	20.50"	137
60-2302	42.00"	50.62"	24.06"	22.00"	20.50"	162
60-2303	52.50"	61.12"	24.06"	22.00"	20.50"	189
60-2304	61.25"	69.87"	24.06"	22.00"	20.50"	215
60-2305	70.00"	78.62"	24.06"	22.00"	20.50"	227
60-2306	78.75"	87.37"	24.06"	22.00"	20.50"	244
60-2307	21.00"	29.62"	24.06"	25.50"	24.00"	123
60-2308	31.50"	40.12"	24.06"	25.50"	24.00"	145
60-2309	42.00"	50.62"	24.06"	25.50"	24.00"	170
60-2310	52.50"	61.12"	24.06"	25.50"	24.00"	202
60-2311	61.25"	69.87"	24.06"	25.50"	24.00"	216
60-2312	70.00"	78.62"	24.06"	25.50"	24.00"	231
60-2313	78.75"	83.37"	24.06"	25.50"	24.00"	263
30-2300	21.00"	29.62"	24.06"	30.75"	29.25"	154
30-2301	31.50"	40.12"	24.06"	30.75"	29.25"	174
30-2302	42.00"	50.62"	24.06"	30.75"	29.25"	202
30-2303	52.50"	61.12"	24.06"	30.75"	29.25"	225
30-2304	61.25"	69.87"	24.06"	30.75"	29.25"	245
30-2305	70.00"	78.62"	24.06"	30.75"	29.25"	268
30-2306	78.75"	87.37"	24.06"	30.75"	29.25"	294

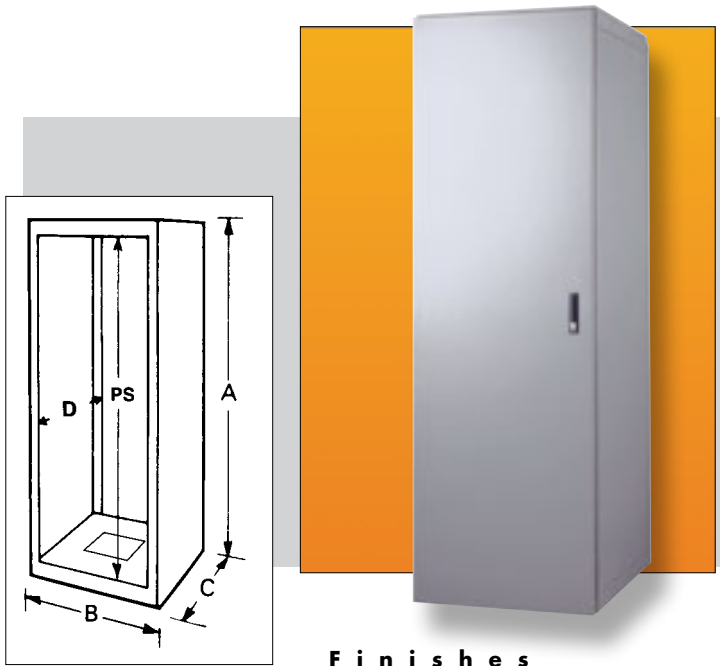
OPTIONAL ACCESSORIES

Front Door		Add-A-Rack	
Catalog No.	Weight Lbs.	Catalog No.	Weight Lbs.
60-2340	8	60-2500	92
60-2341	11.5	60-2501	113
60-2342	15.5	60-2502	115
60-2343	19	60-2503	145
60-2344	22.2	60-2504	148
60-2345	25.5	60-2505	152
60-2346	29	60-2506	158
60-2340	8	60-2507	109
60-2341	11.5	60-2508	130
60-2342	15.5	60-2509	132
60-2343	19	60-2510	162
60-2344	22.2	60-2511	165
60-2345	25.5	60-2512	169
60-2346	29	60-2513	175
60-2340	8	30-2500	133
60-2341	11.5	30-2501	155
60-2342	15.5	30-2502	182
60-2343	19	30-2503	207
60-2344	22.2	30-2504	230
60-2345	25.5	30-2505	250
60-2346	29	30-2506	269

UL/NEMA RACKS



The Bud UL/NEMA 12 Cabinet Rack has been designed, tested, and certified to UL508 type 12 for use in moist, dirty, and dusty environments. It will accommodate 19" and/or 23" panel width equipment and comes in two popular heights.



Finishes

Gray Texture (GT). Available in other Bud textured finishes at no additional cost.

Design Features

- ◆ Tested and listed under UL508 Type 12 for use in USA and Canada
- ◆ Adheres to NEMA 1, 2, and 12 and IEC 529 IP55 requirements
- ◆ Oil resistant gaskets
- ◆ Comes complete with frame, locking front and rear doors, externally removable side panels, and four adjustable 19"/23" panel width panel mounting rails that accept either M6 metric or #12-24 threaded cage nuts and screws [order separately: #851-DLH (M6 cage nut), #9621 (M6 screw), #307 (#12-24 cage nut), #9260 (#12-24 screw)].
- ◆ Sturdy all-welded heavy steel construction
- ◆ Gasketed 9.5" cable access ports in the top and bottom
- ◆ Doors equipped with 4-point latches for positive sealing

Bonus Features

- ◆ Accepts most standard Bud accessories
- ◆ Optional see-through doors
- ◆ Optional full-height internal rear panels
- ◆ Optional base posts
- ◆ Optional panels for base posts
- ◆ Can be converted to 24" panel width with optional panel mounting rails
- ◆ Optional Add-A-Rack kit allows joining of multiple cabinets while maintaining sealing integrity

UL/NEMA 12 Cabinet Rack

Catalog No.	Panel Space PS	Overall Dimensions A x B x C	Max. Clear Inside Depth D	Weight Lbs.
NR-10025	70.00" x 19" or 23"	75.31" x 27.00" x 30.75"	29.25"	321
NR-10026	78.75" x 19" or 23"	84.06" x 27.00" x 30.75"	29.25"	345

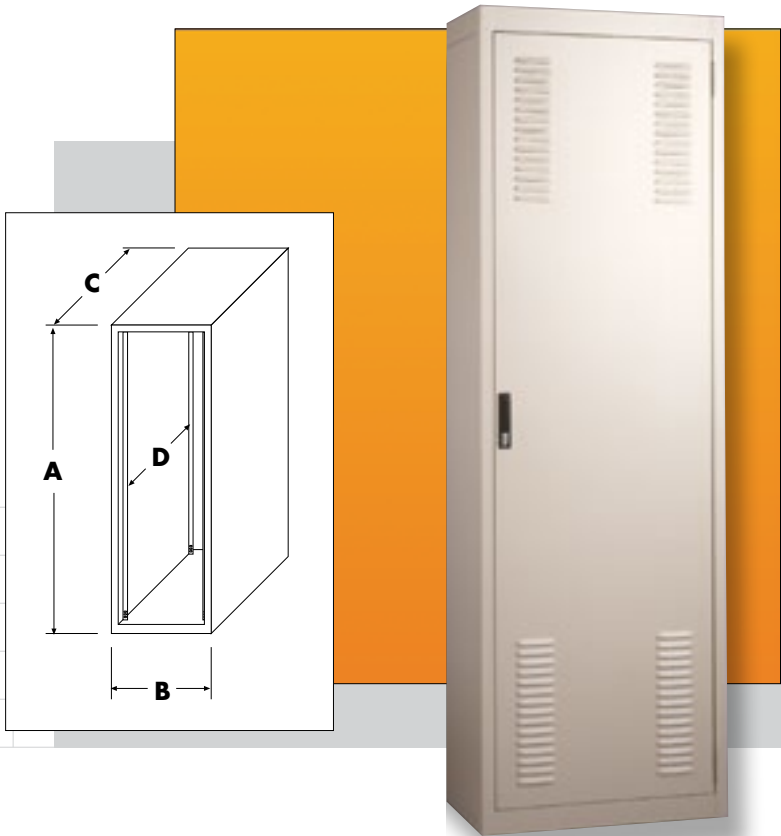
For full dimensional information, see our Web site at www.budind.com.

Optional Accessories

Catalog No.	Description	Use with Cabinet	Wgt. Lbs.
NRB-10081	Base Post Kit, 2.63"	NR-10025/NR-10026	5.1
NRB-10084	Base Panel Kit, 2.63"	NR-10025/NR-10026	5.1
NRD-10055	Plexiglas Doors 70.00"	NR-10025	60.0
NRD-10056	Plexiglas Doors 78.75"	NR-10026	66.0
NRP-10065	Internal Rear Panel, 70.12"	NR-10025	63.0
NRP-10066	Internal Rear Panel, 79.00"	NR-10026	69.0
NRX-10080	Add-A-Rack Kit	NR-10025/NR-10026	3.0
RC-7764-PR	Casters, 550#	NR-10025/NR-10026 NRB-10081	
RL-7766	Levelers	NR-10025/NR-10026 NRB-10081	
851-DLH	Cage Nut, M6	NR-10025/NR-10026	
9261	Screw, M6	NR-10025/NR-10026	
307	Cage Nut, #12-24	NR-10025/NR-10026	
9260	Screw, #12-24	NR-10025/NR-10026	

19"/23" EQUIPMENT CABINET RACKS

The Bud 19"/23" Equipment Cabinet Rack allows for the purchasing, stocking, and use of only one cabinet for all of your 19" and 23" panel width equipment installations. The unique panel mounting rail design allows the user to determine which panel width is required at the time of actual installation, eliminating expensive floor plans and equipment layouts to accommodate various cabinets for various equipment widths.



- ◆ Standard 84" high cabinet with 27" width and 30.75" overall depth
- ◆ 78.75" panel height with choice of either 19" or 23" panel width
- ◆ Sturdy all-welded steel frame
- ◆ Four 4.00" diameter cable access ports in the top and one 9.56" square cable access hole in the bottom
- ◆ Lockable ventilated front and rear doors
- ◆ Two pairs of L-shaped panel mounting rails that accept either M6 metric or #12-24 threaded cage nuts and screws (order separately: #851-DLH [M6 cage nut], #9621 [M6 screw], #307 [#12-24 cage nut], #9260 [#12-24 screw])
- ◆ Includes one #POS-194-S Surge Suppressed Power Outlet Strip
- ◆ 1200# equipment load capacity
- ◆ Accepts most Bud accessories (see pages 15–27)

Finish

Sand texture (S). Available in other Bud textured colors at no additional cost

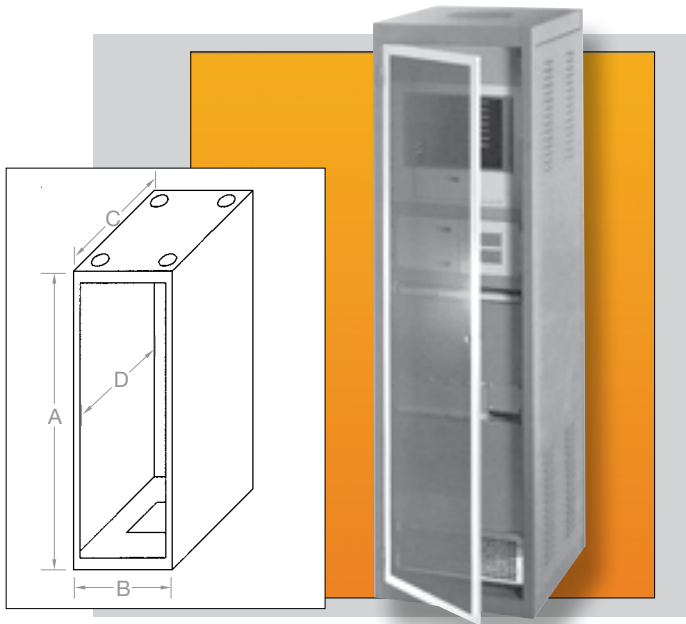
Ordering Information

Catalog No.	Panel Space	Overall Dimensions A × B × C	Max. Clear Inside Depth D	Weight Lbs.
DC-8010	78.75" × 19" or 23"	84.06" × 27.00" × 30.75"	29.25"	256

For full dimensional information, see our Web site at www.budind.com.

TURNKEY

The Bud Turnkey Cabinet Assemblies will accommodate all of your requirements for housing electronic equipment in a secured environment. They come completely assembled for immediate use and accept all of Bud's standard accessories. For accessories see pages 15–27.



Design Features

- ◆ Welded steel cabinet rack similar to Economizer with louvered side panels and rear door, ventilated top suitable for FN-1282 exhaust fan
- ◆ Accept 19.00" E.I.A. width panels
- ◆ 1200# equipment load capacity
- ◆ Four 4.00" diameter cable access holes in the top and one 9.56" square hole in the base
- ◆ Installed Locking Econoglas front door
- ◆ Two pairs of installed full height panel mounting rails. (Use #7346 screws - order separately)
- ◆ Style A includes two SH-2385 ventilated shelves
- ◆ Style B includes leveler kits

Finishes

Style A: Sand texture (S), Black Texture (BT), and Royal Blue Texture (RB), are standard.
 Style B: Black Textured (BT) is standard
 Both styles are available in other Bud textured colors at no additional cost

Ordering Information

Catalog Number	Style	Panel Space PS	Outside Height A	Outside Width B	Outside Depth C	Clear Inside Depth D	Weight Lbs.
DC-8002	A	70.00"	75.31"	22.00"	25.50"	24.00"	208
DC-8075	B	70.00"	75.31"	22.00"	25.50"	24.00"	208
DC-8076	B	78.75"	84.06"	22.00"	25.50"	24.00"	215
DC-8078	B	78.75"	84.06"	22.00"	30.75"	29.25"	229

For full dimensional information, see our Web site at www.budind.com.

DISTRIBUTION

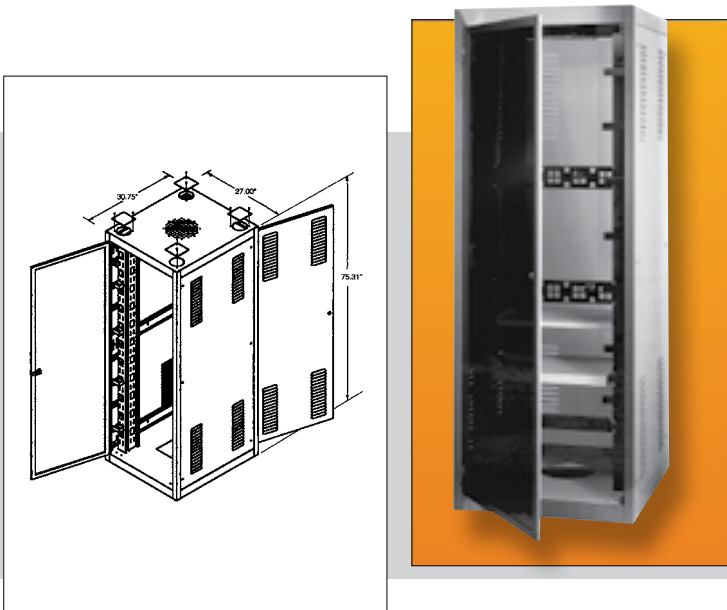
The Bud Communications Distribution Cabinet will fulfill your requirements for orderly and secure signal distribution. It comes completely assembled, ready for use and accepts all of Bud's standard accessories.

Design Features

- ◆ Large 27.00" wide × 75.31" high × 30.75" overall depth ventilated cabinet with 19.00" × 70.00" E.I.A. panel space
- ◆ Four 4.00" diameter cable access holes in the top and one 9.56" square hole in the base
- ◆ Two pairs of adjustable panel mounting rails (Use #7346 screws - order separately)
- ◆ Easy to use adjustable cable management system
- ◆ Lockable steel rear and see through Plexiglas front doors
- ◆ 1200# equipment load capacity

Finish

Black Texture (BT) is standard.
 Available in other Bud textured colors at no additional charge



Distribution Cabinet Assembly

Catalog Number	Panel Space	Overall Dimensions H × W × D	Weight Lbs.
DC-8050	19.00" × 70.00"	75.31" H × 27.00" W × 30.75" D	270

For full dimensional information, see our Web site at www.budind.com.

OPEN RACKS

ALUMINUM RACKS



Catalog Number	Panel Space	Height	Weight Lbs.
ARR-1272	77.00" x 19.00"	84.00"	37
ARR-1276	42.00" x 19.00"	50.00"	27
ARR-1294	77.00" x 23.00"	84.00"	40
ARR-1296	42.00" x 23.00"	50.00"	30

For full dimensional information, see our Web site at www.budind.com.

Ideal for installation where easy access to components is a top priority. Each built for years of solid, trouble-free service, as well as obvious ease of service where frequent attention is desired (i.e. telephone switching systems, etc.). For accessories see pages 15–27.

Design Features

These aluminum racks are available in two heights with 19" and 23" wide panel spaces. Panel mounting holes are #12-24 tapped on E.I.A. universal spacing on both the front and rear flanges.

(Use #9260 screws - order separately)

Base Angles: .25" x 3.50" x 6.00"

Top Angles: .18" x 1.50" x 1.50"

Uprights: .15" x 3.00" web with two .18" x 1.26" flanges

Overall Width: 20.25" for 19" rack; 24.25" for 23" rack

Overall Depth: 15.00" base, 3.00" upright, 6.00" top

Racks have been tested to 1000# equipment load capacity

Finishes

Natural Finish (NF) or Black Texture (BT)

Features

Racks are shipped knocked down in one (1) carton, with all necessary assembly hardware included

OPEN RACKS

WALL MOUNT RACK



Design Features

These racks provide open rack provisions when floor mounting space is not available. They feature 19" wide panel space, with mounting holes tapped with #12-24 thread on E.I.A. universal spacing on both front and rear flanges (use #9260 screws – order separately) and are constructed of standard natural finish aluminum with metallic gray finished heavy gauge steel wall mounting brackets. Racks have been tested to 400# equipment load capacity.


Catalog Number	Panel Space	Depth	Weight Lbs.
WRR-2242	42.00" x 19.00"	8.00"	27
WRR-2243	42.00" x 19.00"	12.00"	30
WRR-2244	42.00" x 19.00"	18.00"	34
WRR-2264	75.25" x 19.00"	18.00"	44

Includes all assembly hardware except for wall attachment fasteners.

For full dimensional information, see our Web site at www.budind.com.

OPEN RACKS

SWING FRAME



Design Features

These swingframe racks offer all the conveniences of a wall mounted rack, plus the added advantage of a swing out frame for easy access to the rear of your equipment.

- ◆ Left or right hand hinge
- ◆ #12-24 panel mounting hardware (Use #9260 screws – order separately)
- ◆ Velcro cable straps included
- ◆ 16" on center wall mounting (wall mounting hardware not included)
- ◆ 75# equipment load capacity
- ◆ Two Styles: Style A-Knockdown Assembly
Style B-Welded Assembly
- ◆ Finish: Black Texture (BT)

Catalog Number	Style	Panel Space	Overall Height & Width	Depth	Weight Lbs.
SF-2184	A	21.00" x 19.00"	24.00" x 21.25"	18.00"	33
SF-2194	A	35.00" x 19.00"	38.00" x 21.25"	18.00"	40
SF-2283	B	21.00" x 19.00"	24.00" x 21.25"	12.00"	24
SF-2284	B	21.00" x 19.00"	24.00" x 21.25"	18.00"	28
SF-2293	B	35.00" x 19.00"	38.00" x 21.25"	12.00"	32
SF-2294	B	35.00" x 19.00"	38.00" x 21.25"	18.00"	36

HEAVY DUTY STEEL RACK



Design Features

These heavy duty racks are available in 6' and 7' heights and 19" wide panel space. Panel mounting holes are #12-24 tapped on E.I.A. universal spacing. (Use #9260 screws – order separately.) Panel mounting holes are located on front flanges only. Base Angles: .25" x 3.50" x 4.87" Top Angles: .12" x 2.09" x 1.56" Uprights: .18" x 3.00" x 1.28" Overall Width: 20.37" Overall Depth: 12.75" base, 3.00" upright, 6.12" top


- ◆ Finish: Black Texture (BT)
- ◆ Racks are shipped knocked down in two (2) cartons, with all necessary assembly hardware included.

Ordering Information

Catalog Number	Panel Space	Height	Weight Lbs.
RR-1265	66.50" x 19.00"	72.25"	64
RR-1269	77.00" x 19.00"	82.75"	73

For full dimensional information, see our Web site at www.budind.com.

RR-1263 SERIES



Design Features

Exceptionally strong structure made up of chassis-type base and supporting angles. Uprights, .11" steel channels, 3.00" deep; top plate, 1.12" x 3.12". Rails tapped #10-32 on E.I.A. universal spacing. (Use #7346 screws - order separately) Base is 19.96" x 22.00" and drilled for RC-7758 casters. Racks have been tested to 650# equipment load capacity.

- ◆ Finish: Metallic Gray (MG) and Black Texture (BT).
- ◆ Racks are shipped knocked down in two (2) cartons, with all necessary assembly hardware included.

Ordering Information

Catalog Number	Panel Space	Height	Weight Lbs.
RR-1263	31.50" x 19.00"	35.62"	36
RR-1363	36.75" x 19.00"	40.87"	37
RR-1264	66.50" x 19.00"	70.62"	46
RR-1364	71.75" x 19.00"	75.62"	47
RR-1366	77.00" x 19.00"	81.12"	49

For full dimensional information, see our Web site at www.budind.com.

RR-1367 SERIES



Design Features

Extra-sturdy racks made of 14 & 12 gauge steel. Eight-inch deep welded "U" member and triangular bracket hold uprights to base(12GA.). Panel mounting rails tapped #10-32 on E.I.A. universal spacing. (Use #7346 screws – order separately.) Chassis type base, 20.87" x 26.00", drilled for RC-7758 casters. Racks may be bolted together in Add-A-Rack fashion.

- ◆ Finish: Metallic Gray (MG) and Black Texture (BT).
- ◆ Racks are shipped knocked down in two (2) cartons, with all necessary assembly hardware included.

Ordering Information

Catalog Number	Panel Space	Height	Width	Weight Lbs.
RR-1367	61.25" x 19.00"	64.62"	20.87"	74
RR-1368	70.00" x 19.00"	73.37"	20.87"	77
RR-1369	77.00" x 19.00"	80.37"	20.87"	81

For full dimensional information, see our Web site at www.budind.com.

TABLE TOP RACK



Design Features

Chassis-type base holds heavy components for table mounting applications. Supporting angles provide strength and rigidity. Panel mounting rails tapped #10-32 on E.I.A. universal spacing. (Use #7346 screws – order separately.) Standard 19" panel fits flush with front. Base, 20.37" x 12.00". Shipped knocked down.

- ◆ Finish: Metallic Gray (MG) and Black Texture (BT).

Ordering Information

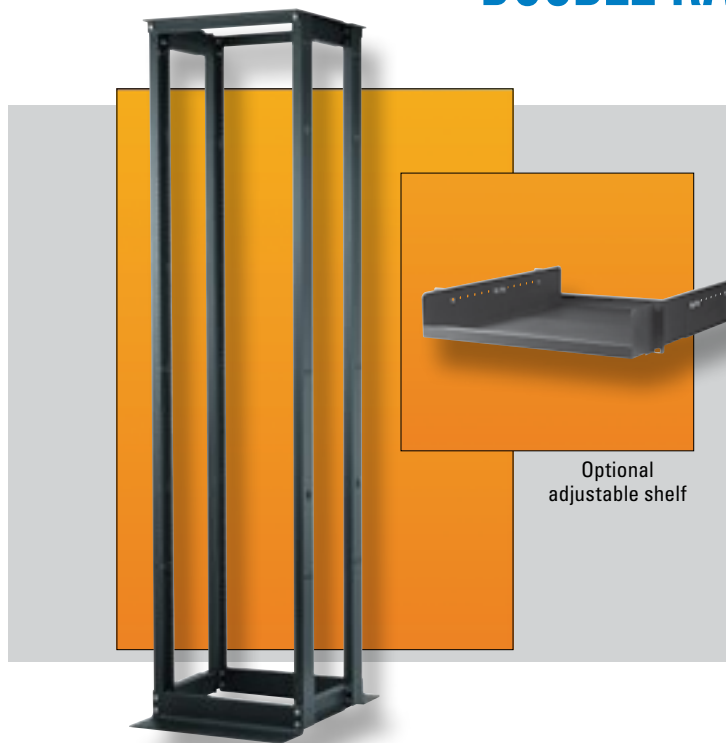
Catalog Number	Panel Space	Height	Weight Lbs.
RR-1248	21.00"	24.00"	14.25
RR-1249	28.00"	31.00"	16.75

All products can be custom modified to your specifications.

OPEN RACKS

DOUBLE RACK

Bud's Double Racks offer the ideal solution when full, natural ventilation and a strong four-point mounting system is required, but without the need for the security offered by a full cabinet rack. Offered in the standard 84" height and in three commonly used depths.



Optional adjustable shelf

Finish

Black Textured (BT). Other finishes available upon request.

Accessories

See pages 15–27.

Design Features

- ◆ Lightweight but sturdy, aluminum and steel construction
- ◆ Standard 19" × 77" (44-U) panel space with #12-24 tapped mounting holes
- ◆ Standard 84" overall height and 20.25" overall width
- ◆ Choice of three depths of 24", 30", or 36"
- ◆ Shipped knocked down in one carton; easily assembled with one 5/8" wrench
- ◆ Sturdy, solid four-point mounting for heavy networking equipment
- ◆ Dual mounting surfaces and choices in depth provide numerous mounting possibilities
- ◆ Unique depth extenders provide for wiring ladder and/or cableway mounting
- ◆ Can be mounted to the floor for additional sturdiness and security
- ◆ Meets EIA-310 standards
- ◆ 1100# equipment load capacity

Bonus Features

- ◆ Optional Adjusting Panel Mounting Rails provide depth adjustability across full panel height
- ◆ Optional Adjusting Brackets are ideal for those one or two pieces of equipment that are shallower than others in your rack, providing mounts up to 8.00" from mounting rail
- ◆ Optional Adjustable Shelf — 200# weight load limit
- ◆ Can be joined into multiple bay configurations with optional Add-A-Rack kit
- ◆ Accepts most other standard Bud accessories

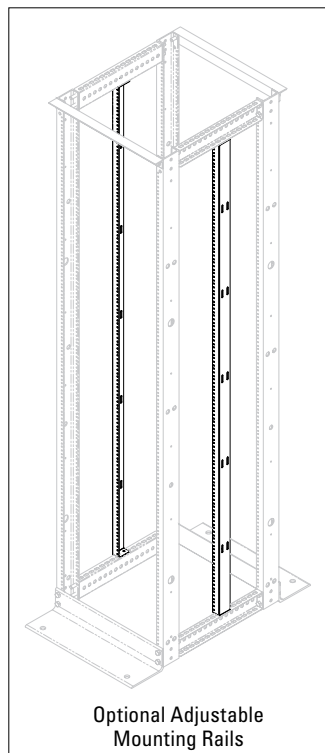
Ordering Information

Catalog No.	Panel Space	Overall Dimensions H × W × D	Weight Lbs.
DR-8092	19.00" × 77.00"	84.00" × 20.25" × 24.00"	54
DR-8093	19.00" × 77.00"	84.00" × 20.25" × 30.00"	56
DR-8094	19.00" × 77.00"	84.00" × 20.25" × 36.00"	59

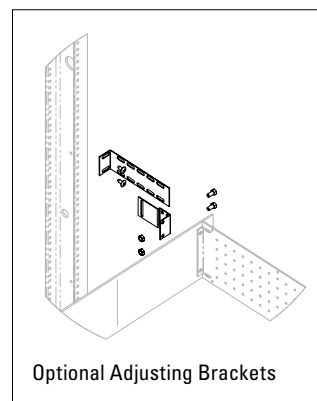
For full dimensional information, see our Web site at www.budind.com.

Optional Accessories

Catalog No.	Description	Weight Lbs.
SH-8096	Adjustable Shelf, 19.00" panel width × 3.5" (2-U) high	18.6
PMR-8088	Adjustable Mounting Rail, 75.25" (43-U)	13.0
AB-8089	Adjusting Brackets, 1.75" × 8.00"	1.2
HW-8097	Add-A-Rack Hardware Kit	0.3




Optional Adjustable Mounting Rails



Optional Adjusting Brackets

CABLE MANAGEMENT RACK



Bud's cable management rack offers all the advantages of a standard open rack plus the additional advantages of built in vertical cable management, horizontal cable trough at top of rack, and your choice of either 19" or 23" panel space width.

Design Features

- ◆ Extra deep 3.00" x 6.50" upright rails
- ◆ 77.00" of usable panel space height
- ◆ 19.00" or 23.00" panel width
- ◆ All aluminum, bolt together, construction
- ◆ Integral vertical and horizontal cable management
- ◆ Complete with cable management clips and straps, and all necessary hardware, in one convenient carton

C A B L E M A N A G E M E N T R A C K			
Ordering Information			
Catalog Number	Panel Space	Overall Dimensions H x D x W	Weight Lbs.
CMR-8040	19.00" or 23.00" x 77.00"	86.00" x 16.50" x 23.75" or 27.75"	47

Finish

Black Texture (BT)

For full dimensional information, see our Web site at www.budind.com.

DC-8035



Bud's open rack assembly allows you to order the popular ARR-1272-BT aluminum open rack, together with Bud's efficient cable management system, all under one easy part number.


Design Features

- ◆ ARR-1272-BT Black finished aluminum rack with 19.00" x 77.00" usable panel space
- ◆ Twelve CM-1196 Cableway Rings
- ◆ One pair CM-1197 Cableway Covers
- ◆ Six CM-1220 Cable rings
- ◆ All necessary assembly hardware
- ◆ Accepts all Bud open rack accessories
- ◆ Shipped knocked down in one carton

O P E N R A C K A S S E M B L Y			
Ordering Information			
Catalog Number	Panel Space	Overall Dimensions	Weight Lbs.
DC-8035	19.00" x 77.00"	26.25" W x 84.00" H	49

For full dimensional information, see our Web site at www.budind.com.

SERVER RACK ASSEMBLY



Bud's server rack assembly is the ideal framework for organizing your networking components. Comes complete with 23" panel width network frame, monitor shelf with switchbox compartment, power outlet strip, sliding keyboard shelf with mouse pad, and two heavy duty equipment shelves. All components are fully adjustable to your particular requirements.

Features

Shipped knocked down in one carton

Finish

Black Texture (BT)


S E R V E R R A C K A S S E M B L Y		
Ordering Information		
Catalog Number	Overall Dimensions W x H x D	Weight Lbs.
CSR-8060	24.25" x 66.50" x 23.00"	100

For full dimensional information, see our Web site at www.budind.com.

See our online rack and accessory selector guide at www.budind.com/rackguide.html

All products can be custom modified to your specifications.

FANS & BLOWERS




Design Features

All blowers are 19" panel width with standard E.I.A. notching for rack mounting. Motors are U.L. and CSA approved for 115 VAC 50/60 Hz.

BLOWER MODEL NUMBERS		
Features	B-60	B-62
Panel Height	3.50"	5.25"
Overall Depth	10.50"	7.69"
Motor		
Bearings	Ball	Ball
Watts	90	95
RPM	1500	3000
Run Amps	1.2	1.4
L.R. Amps	1.6	1.9
Air CFM	160	300
Exhaust	2	2
Noise Level	53*	58*
Power Cord		
Length In.	36.00"	36.00"
No. Wires	3	3
Weight Lbs.	18	13
Permanent Filter		
Part Number	BF-61	BF-63
Height	3.06"	4.81"
Weight	2 oz.	2.5 oz.
FR-68 Filter Reconditioner. Apply to washed filter to restore full original filtering capacity 12.8 oz.		
* DBA Includes molded-on plug		

FN-1282 10" EXHAUST FAN

Fan mounts in the top of ventilated Economizer racks. Supplied with finger guard and all mounting hardware. 36" power cord supplied. Standard UL/CSA rated with 535 CFM air flow. Weight: 5.3 lbs. Heatsinking aluminum housing with high strength UL94V-0 thermoplastic impeller. Shaded-pole, thermally protected, ball bearing motor draws .70/.78 amps at 115 VAC. Operating temperature range: -20 to +60 degrees Celsius. Noise level: 55 dBA.



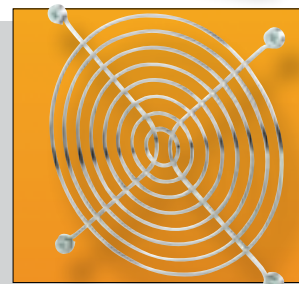
FN-1280 FAN

Fan mounts in FT-1170 Fan Tray or can be used individually in other applications. Supplied with one hardware cloth finger guard. UL approved. Specifications 110 Volt AC, .21 AMPs, 105CFM, -20°C to +60°C temperature range, weight 1.3 lbs. Noise level: 46 dBA.




FG-1281 FINGER GUARD

Used with FN-1280 fan. Zinc plated steel wire form. Mounting hardware supplied. Weight 2 oz.



FC-1283 FAN CORD

Used with FN-1280 fan in individual applications, or as a replacement cord for FN-1282 fan. 36" long, two conductor, 18GA., SPT-1 cable with molded on right angle fan plug and AC plug. Weight 1.7 oz.


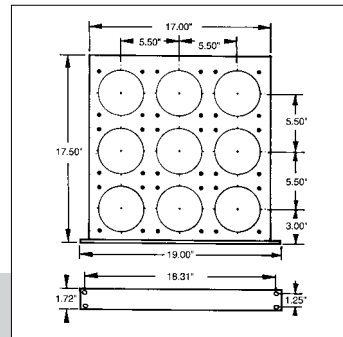


FAN TRAY ASSEMBLIES

FAN TRAY ASSEMBLY

FT-1170 FAN TRAY ASSEMBLY

Includes 9-position fan tray with preassembled front panel; a 9-outlet daisy chain cord and 6-foot power cord and adjustable support angles. Material: Fan Tray & Support Angles, 16-gauge steel; Front Panel, 12-gauge steel. Finish: Fan Tray, Front Panel, White Texture (WH) or Metallic Gray (MG). Weight 11 lbs. Order FN-1280 Fans and FG-1281 Finger Guards as required for your application.



COMPLETED FAN TRAY ASSEMBLIES

Fan Tray Assemblies that are completely assembled requiring only that you position them in place and plug them in. Available in 3, 6, or 9 fan versions to meet most applications.


Finish

Smooth Black

Design Features

- ◆ Standard EIA 19" panel width and 1-U (1.75") high
- ◆ Illuminated on/off switch conveniently located on the front panel
- ◆ 115VAC, 60Hz operation
- ◆ Additional support brackets included with 6 and 9 fan versions
- ◆ 7ft. long power cord

Environmental conditions affect fan tray performance. Testing is recommended.



Catalog Number	Number of Fans	Overall Size W x D x H	Est. Weight Lbs.
FT-1973	3	19.00" x 7.00" x 1.75"	11
FT-1976	6	19.00" x 12.00" x 1.75"	21
FT-1979	9	19.00" x 17.25" x 1.75"	31

For full dimensional information, see our Web site at www.budind.com.

FAN TRAY ASSEMBLY

WITH DIGITAL TEMPERATURE CONTROLLER

Fan Tray Assembly is completely assembled with fans and ready to use. Supplied with a unique digital temperature controller. Just position it in place, plug it in and set the desired temperature setting on the digital controller. Provides 540 total CFM.

Finish

Black textured powder coating



Design Features

- ◆ Standard EIA 19" panel width with mounting brackets and 1-U (1.75") high.
- ◆ Illuminated on/off switch conveniently located on the front panel.
- ◆ 110VAC, 60Hz operation.
- ◆ CE listed fans with long life sleeve bearing.
- ◆ Supplied with two rack mounting brackets — shipped unassembled.
- ◆ Detachable 5 ft. long power cord.
- ◆ Digital temperature controller range: 0°–50°C (32°–122°F).
- ◆ Digital temperature controller accuracy: ±1°C (±2°F).
- ◆ Easily locatable temperature sensor with 9 ft. long cable.

Catalog Number	Number of Fans	Overall Size H x W x D	Est. Weight Lbs.
FT-1986	6	1.75" x 19" x 18.56"	N/A

TEM-STAT TEMPERATURE CONTROLS

Prevent shut-downs caused by over-heating of electronic or electrical equipment in enclosures. Units react quickly to gradual or sudden temperature changes. Can also be used for temperature control in convection and radiant heating applications. UL and CSA listed. Weight: 2.0 oz.



Catalog Number	Range	Accuracy	Contacts: Normally open, close on temperature rise Contacts re-open after	Mounting	UL Electrical Ratings					
					Service Life 100,000 cycles (Full Load)			Service Life 30,000 cycles (Full Load)		
					120 VAC	240 VAC	DC	120 VAC	240 VAC	DC
TS-15	80°-170°F	±8°F	10°±5°F drop	Flush	4 Amps	2 Amps	—	6 Amps	3 Amps	—
TS-15-A*	80°-170°F	±8°F	10°±5°F drop	Flush	15 Amps	—	—	15 Amps	10 Amps	—
TS-16	32°-140°F	±7°F	12.5°±7°F drop	DIN	15 Amps	10 Amps	30 W	15 Amps	10 Amps	30 W

ACCESSORIES

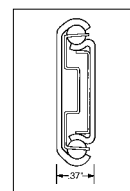
SLIDING MECHANISMS

Each of these zinc plated, alloy steel telescoping and linear motion mechanisms consists of an outer member, inner member, ball retainer, and ball bearings. All types offer a smooth, precise telescoping movement with long service life. Requires two pairs of panel mounting rails per cabinet rack.



Catalog No.	Slide Length	Travel	Load Rating* (Lbs.)	Ship Weight (Lbs.)	RECOMMENDED SLIDE MOUNTING BRACKET KIT	
					Universal Kit	Economy Kit
AS-5000-A	12.00"	8.00"	140	1.3	BAS-5106 Max. chassis width 2.00" less than rack panel width	BAS-5107
AS-5001-A	16.00"	12.00"	120	1.7		
AS-5002-A	20.00"	15.00"	92	2.3		
AS-5004-A	26.00"	19.00"	70	2.9		

* Load rating shown in table is "per pair".

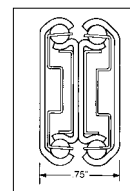


Two-piece slide with stationary delrin guides for stabilization in closed position. 3/4 extension, front disconnect, positive stop.



Catalog No.	Slide Length	Travel	Load Rating* (Lbs.)	Ship Weight (Lbs.)	RECOMMENDED SLIDE MOUNTING BRACKET KIT		
					Universal Kit	Economy Kit	Recessed Kit
AS-5042-A	20.00"	20.87"	91	4.2	BAS-5106 Max. chassis width 2.75" less than rack panel width	BAS-5107	BAS-5108 Max. chassis width 2.00" less than rack panel width

* Load rating shown in table is "per pair".



Three-piece slide full extension, front disconnect, positive stop.

For full dimensional information, see our Web site at www.budind.com.

ACCESSORIES

SLIDE MOUNTING BRACKET KITS

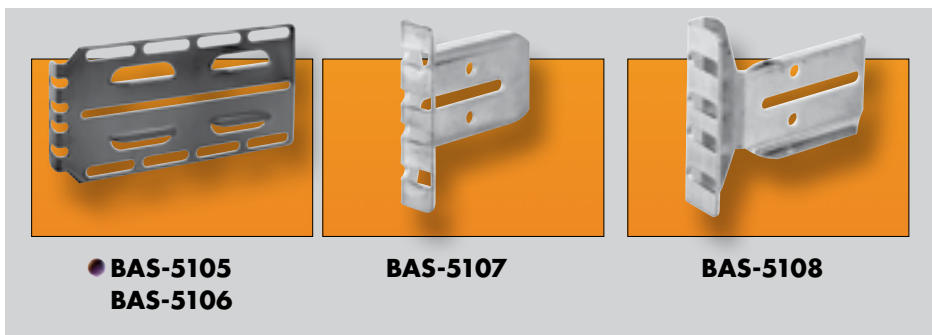
The **BAS-5105** Mounting Bracket Kit is similar to the BAS-5106 kit except that it is modified to allow slide-mounted accessories to fit Budrack Professional and Server Rack Professional Series cabinet racks. Weight 2 Lbs.

The **BAS-5106** Universal Mounting Bracket Kit is recommended for both two-piece and three-piece slides subject to maximum chassis width as shown above. It is easier to assemble allowing slides to be mounted to either panel mounting surface or accessory flange of panel mounting rails. Weight 2 Lbs.

The **BAS-5107** Economy Mounting Bracket Kit is recommended for a more economical approach to mounting a two-piece or three-piece slide to the front flange of panel mounting rails. Weight 1 Lb.


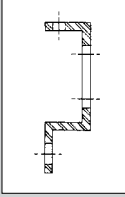
The **BAS-5108** Recessed Mounting Bracket Kit is recommended for a three-piece slide only when the chassis width is 2.00" less than rack panel width. Weight 2 Lbs.

All kits include necessary mounting brackets and hardware to install one pair of slides.



ACCESSORIES

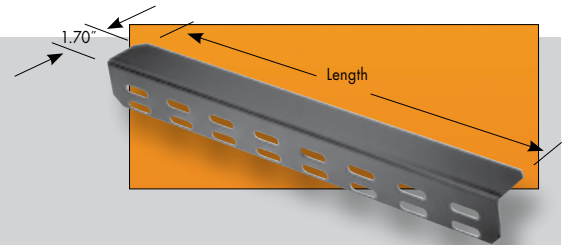
Standard Panel Mounting Rails



Use on Bud Cabinet Racks: Series 60, Series 2000, ValuRack, Classic II and Economizer. 12 Gauge Steel. Sold in pairs. Rail mounting hardware included. (Uses #7346 equipment mounting screws - order separately) Finish: Black

Catalog No.	Fits Cabinet Rack w/Panel Space	Weight (Lbs.)	Catalog No.	Fits Cabinet Rack w/Panel Space	Weight (Lbs.)
PMR-9448	21.00"	4	PMR-9451	52.50"	10
PMR-2331	24.50"	4.75	PMR-9452	61.25"	11
PMR-9449	31.50"	6	PMR-9453	70.00"	12
PMR-9450	42.00"	8	PMR-9454	78.75"	14

Chassis Support Brackets




Attaches to panel mounting rail accessory flange, heavy duty 14 ga. steel. Finish: Black. Sold in pairs. Requires two pairs of panel mounting rails per cabinet rack.

Catalog Number	Length	Weight (Lbs.)
CSB-1352	13.00"	1.75
CSB-1353	16.00"	2.25
CSB-1354	23.00"	3.25
CSB-1355	28.00"	3.75
CSB-8180	33.00"	4.75
CSB-8181	41.00"	5.50

L-Shaped Panel Mounting Rails


Use on Bud Cabinet racks: Series 60, Series 2000, ValuRack, Classic II, and Economizer when accessory flange on standard rails interferes with equipment installation. E.I.A. spaced equipment mounting holes accepts either #12-24 (Bud #307) or M6 (Bud #851-DLH) cage nuts - order separately. Four rails per package. Rail mounting hardware included. Finish: Black



Catalog No.	Fits Cabinet rack w/panel space	Wgt. Lbs.
PMR-9483	70.00"	24
PMR-9484	78.75"	28

Open Rack Adapter Bracket

5" long brackets adapt chassis support brackets for use on open rack. Package contains 2 pairs.



Catalog No.	Est. Weight (Lbs.)
CSB-1351	1

Cable Management Straps

Velcro cable straps in two styles. Comes in packages of 25 straps. Color: Black



Catalog No.	Style	Size (W x L)	Wgt. Oz.
CMS-2208-B	A	1.00" x 8.00"	3.4
CMS-2212-B	A	1.00" x 12.00"	5.0
CMS-2218-B	B	.75" x 18.00"	4.6

Cable Management Bracket Sets

Heavy gauge steel bracket mounts in any direction with one screw mounting. Package contains six brackets, six 12" Velcro cable straps and all mounting hardware. Finish: Black



Catalog No.	Size	Wgt. Lbs.
CM-2200	1.00" x 1.50" x 3.00"	1.0


Cable Management Panels

Heavy gauge steel panels occupy I-U (1.75") of panel space height, and are available for both 19" and 23" panel widths. Comes complete with 8" Velcro cable straps and all mounting hardware. Finish: Black



Catalog No.	Panel Width	No. of Straps	Wgt. Lbs.
CM-2201	19.00"	4	1.0
CM-2202	23.00"	5	1.1

Equipment Tie Down Bracket



Heavy gauge steel bracket, in 19" panel width, will secure your equipment within open or enclosed cabinet racks. Front panels are 1-U (1.75") high. Finishes: Black Texture (BT) or Metallic Gray (MG) Includes all mounting hardware

Catalog No.	Panel Width	Weight Lbs.
EB-1781	19.00"	1.1


Panel Extender



Heavy gauge steel brackets extend panels 5.00" beyond normal panel mounting rails. Panel mounting holes on E.I.A. universal spacing. Finish: Black. Sold in pairs. Includes all mounting hardware.

Catalog No.	Panel Height	Est. Weight Lbs.
PE-1600	3.50"	1
PE-1601	5.25"	2
PE-1602	7.00"	2


Cableway Ring



Mounts to side of open rack to provide vertical cableway. Can be used between two adjacent racks. Heavy gauge steel Available in two depths. Finish: Black. Includes all mounting hardware.

Catalog No.	Size (W x D)	Est. Weight Lbs.
CM-1195	3.00" x 4.00"	1
CM-1196	3.00" x 6.00"	1


Cable Rings



Heavy gauge steel rings occupy 1-U (1.75") of panel space. Finish: Black. Includes all mounting hardware.

Catalog No.	Size (W x D)	Est. Weight Lbs.
CM-1220	1.25" x 3.50"	1
CM-1221	3.00" x 3.50"	1

Cableway Cover



Formed steel covers mount to the front and rear of cableway rings to protect cables and present a finished look to your cabling installation. Finish: Black. Used on 7' tall open racks. Sold in pairs. Includes all mounting hardware.

Catalog No.	Size (W x D)	Est. Weight Lbs.
CM-1197	3.00" x 83.00"	10

Cable Bracket



Heavy gauge steel brackets occupy 1-U (1.75") of panel space. Finish: Black. Includes all mounting hardware.

Catalog No.	Size (W x D)	Est. Weight Lbs.
CM-1223	1.75" x 3.50"	1


Cable Management Panel



Designed for 19" panel width racks. Heavy 18 gauge formed steel panel, with twelve plastic cable clips. Finish: Black. Includes all mounting hardware. Accessories: Additional plastic cable clips catalog No. CM-1229. Twelve clips per package.

Catalog No.	Size (H x W)	Est. Weight Lbs.
CM-1225	1.75" x 19.00"	1


Cable Management Panel



Designed for 19" panel width racks. Heavy 18 gauge formed steel panel with twenty-four plastic cable clips and three CM-1220 cable rings. Finish: Black. Includes all mounting hardware. Accessories: Additional plastic cable clips catalog No. CM-1229. Twelve clips per package.

Catalog No.	Size (H x W)	Est. Weight Lbs.
CM-1227	3.50" x 19.00"	3


Cable Management Clips



Snap-in spring steel cable clips available in two sizes. In packages of 3 clips. Finish: Black

Catalog No.	Size (W x D)	Weight Lbs.
CM-2220	.56" x 3.75"	.5
CM-2221	1.62" x 2.50"	.4

Adapter Mounting Brackets



16-gauge steel brackets used for mounting 19" wide equipment into open racks with 23" and 24" wide panel spaces and enclosed cabinet racks with 24" wide panel spaces. Mounting hole locations conform to E.I.A. specs. Finish is Black Texture (BT). Comes complete with all mounting hardware. Brackets are packaged in pairs.

Catalog No.	Panel Height	Weight Oz.
AB-1851	1.75"	3
AB-1852	3.50"	6


Cable Carrier



Allows for the organization and protection of cables on slide-mounted equipment. Mounts to panel mounting rail at rear of cabinet rack, and can be used on both the left and right sides of the cabinet. Wide support arms allow for the use of either ribbon cable or bundled wire cables. Carrier requires .88" clearance at the rear of cabinet when closed. Permits up to 30" of chassis extension.

Catalog No.	Size	Est. Weight Lbs.
CC-5190	3.50" (2-U)	4
CC-5191	1.75" (1-U)	2


Stationary Keyboard/Mouse Shelf



Heavy gauge steel shelf mounts to any 19" panel width open rack. Comes with 9.00" x 7.00" mouse tray that can be bolted on to either the left or right hand side of the shelf. Takes up 1-U (1.75") of panel space. Finish: Black Texture (BT) or Metallic Gray (MG) Includes all mounting hardware

Catalog No.	Panel Width	Max. Keyboard Width	Weight Lbs.
SA-1775	19.00"	20.00"	6.3


Open Rack Monitor Shelf



19.00" deep heavy gauge steel shelf mounts to any 19" or 23" panel width open rack. Includes 4.00" high x 10.50" wide integrated switch box compartment. Supports 200 Lbs. Finish: Black Texture (BT) or Metallic Gray (MG) Includes all mounting hardware

Catalog No.	Panel Width	Weight Lbs.
SA-1796	19.00"	12.3
SA-1798	23.00"	13.7

Sliding Keyboard/Mouse Shelf



Sliding keyboard shelf fits 19" and 23" panel width racks. Mouse pad slides out from underneath the shelf in either the right or left side. Takes up 2-U (3.50") of panel space. Overall depth: 12.50". Finish: Black Texture (BT) or Metallic Gray (MG) Includes all mounting hardware


Catalog No.	Panel Width	Max. Keyboard Width	Weight Lbs.
KS-1785	19.00"	16.00"	13.4
KS-1787	23.00"	20.50"	15.1

See our online rack and accessory selector guide at www.budind.com/rackguide.html

All products can be custom modified to your specifications.

Power Outlet Strips


Power outlet strips can be used in cabinets, on walls or along work or test benches. Silver gray housings; no loose wires can come into contact with conductor wires. Strips snap into adjustable mounting clips. Grounding type 15 amp., 125 volt receptacles, 15 amp thermal-type circuit breaker with reset. 14 gauge, 3 wire, 6 foot power cord. All components U.L. approved.



Catalog No.	No. of Outlets	Length	Weight Lbs.
POS-4	4	17.50"	2.00
POS-6	6	12.25"	1.75
POS-7	7	48.00"	3.50
POS-9	9	60.00"	4.25
POS-11	11	72.00"	4.75

Surge Suppressed Power Outlet Strips

Provides protection to data or word processing equipment and other sensitive electrical equipment from sudden "spikes" or high energy voltage. Prevents equipment damage, lost or distorted data. Maximum surge current is 13000 amps, response time is < 5ns., 15 amp thermal type circuit breaker with reset. 14 gauge, 3 wire, 6 foot power cord, all components U.L. approved.



Catalog No.	No. of Outlets	Length	Weight Lbs.
POS-4-S	4	17.50"	2.00
POS-66	6	12.25"	1.75
POS-7-S	7	48.00"	3.50
POS-9-S	9	60.00"	4.25
POS-11-S	11	72.00"	4.75

Rackmount Power Outlet Strips-15AMP

Designed for 19" panel space open and enclosed racks. These units are easily installed to the panel mounting surface of the racks. They provide instant power distribution from either the front or rear of the unit, and are offered in 8 outlet versions.




- Features:
- 15 foot black 14/3 SJT power cord.
 - 15 AMP, 125 volt ratings.
 - Circuit Breaker and illuminated on/off switch on front panel.
 - 1.75" high x 3.79" deep x 19.00" wide panel space.
 - Meets UL 1363 and UL 1449 U.S. specifications.



Catalog No.	No. of Outlets	Outlet Location	Surge Protected	UL Surge Rating	Wgt. Lbs.
POS-194-S	8	Rear	Yes	330V	3.75
POS-195-S	8	Front	Yes	330V	3.75

Rackmount Power Outlet Strips-20AMP

Designed for 19" panel space open and enclosed racks. Units are easily installed to panel mounting surfaces. They provide instant power distribution from the front of the unit, and are available with one 8 outlet 20 AMP circuit.




- Features:
- 15 foot black 12/3 SJT power cord with either a standard non-locking or a UL rated locking 3 contact plug, for each circuit.
 - 20 AMP, 125 volt circuit ratings.
 - Circuit Breaker and neon light on front panel for each circuit.
 - 1.75" high x 2.37" deep x 19.00" wide panel space.
 - Meets UL 1363 specifications.



Catalog No.	No. of Circuits	No. of Outlets/Circuits	Outlet Location	Type of Plug	Wgt. Lbs.
POS-201	1	8	Front	Non-locking	5
POS-202	1	8	Front	Locking	5


Triangular Mounting Brackets



Heavy gauge steel; .75" flanges support chassis. Sold in pairs.

Catalog No.	Height	Depth	Weight Lbs.
MB-1266	5.00"	5.00"	.50
MB-1267	7.00"	7.00"	1.00
MB-1268	9.00"	9.00"	1.50

Sliding Drawer



Fit cabinets with 19" panel width. Front panel height, 8.75". Supports heavy loads even when fully extended. Requires two pairs of panel mounting rails per cabinet rack. Panel Finishes: White Texture (WH), Metallic Gray (MG) and Black Texture (BT).

Catalog No.	Size Inside	Wgt. Load Lbs.	Weight Lbs.
D-1722	16.56" x 6.31" x 16.18"	120	23
D-1723	16.56" x 6.31" x 19.18"	92	24


Desktop Drawer



Front panel height, 3.50". Hinged drawer top has plastic laminate bonded to aluminum. Requires two pairs of panel mounting rails per cabinet rack. Supports 92 Lbs. Panel Finishes: White Texture (WH), Black Texture (BT) and Metallic Gray (MG)

Catalog No.	Size Inside	Weight Lbs.
DD-2363	16.87" x 13.87" x 3.00"	23


Hinged Patch Panel Bracket



These wall or rack mounted brackets accommodate all popular patch panel sizes and allow ready access to the rear of the panel. Features: Wall or 19" rack mountable. Heavy duty 16-gauge steel construction. Welded-on heavy duty hinge. Finish: Black Texture (BT). E.I.A. spaced panel mounting holes. Three cable access knockouts in back panel.

Catalog No. A = 5.00"	Catalog No. A = 8.00"	Panel	Weight Lbs.
HWB-1790		3.50"	3
HWB-1792	HWB-2792	7.00"	5

Heavy Duty Open Rack Shelf



Center mounted shelf mounts between the upright rails of all standard 19" panel width open racks. Offered in ventilated and non-ventilated versions, shelf is 19.00" deep and 5.25" high. Rugged 16-gauge steel construction. Supports 200 Lbs. Finishes: Black Texture (BT) or Metallic Gray (MG)

Catalog No.	Panel Width	Version	Wgt. Lbs.
SA-1765	19.00"	Non-Ventilated	7
SA-1766	19.00"	Ventilated	7

Economizer Desktop




Supports 200 pounds. Easy to install: Just bolt pre-slotted, adjustable support channels to cabinet rack's mounting rails. Fits all cabinet depths. 18.00" deep, plastic laminated top. Requires two pairs of panel mounting rails per cabinet rack.

Finish: Antique White

19" Panel Space Cabinets			
Catalog No.	Application	Width	Weight Lbs.
DT-17400	1-BAY	22.00"	19.25

Equipment Shelf-Open Rack




Open rack shelves fit 19" wide panel spaces and 5.25" panel height. Shelves are one-piece, 16 gauge steel and are flanged for added support. They are offered in non-ventilated and ventilated versions, and include all mounting hardware. Supports 150 Lbs. Finishes: Metallic Gray (MG), Black Texture (BT)

Catalog No.	Type	Width	Depth	Est. Wgt. Lbs.
SA-1748	Non-Ventilated	17.62"	10.00"	5.5
SA-1749	Ventilated	17.62"	10.00"	5.5
SA-1750	Non-Ventilated	17.62"	15.00"	8
SA-1751	Ventilated	17.62"	15.00"	8
SA-1752	Non-Ventilated	17.62"	20.00"	10.5
SA-1753	Ventilated	17.62"	20.00"	10.5

ACCESSORIES


Shelf Assembly



May be attached over panel or direct to panel or direct to panel mounting rails. Overall height 7.00". Hardware furnished. Finishes: Gray Texture (GT) and Royal Blue texture (RB).

Catalog No.	Depth	Width	Wgt. Lbs.
SA-1719	16.00"	22.00"	13.25
SA-1720	20.00"	22.00"	15.25


Sliding Desktop



Requires only 1.75" panel space. Working area, 12.00" x 15.75". Supports 50 lbs., plastic laminate surface. Ball-bearing slide mechanism. Locks in open position. Panel Finishes: White Texture (WH), Metallic Gray (MG) and Black Texture (BT); Top surface is antique white. Requires two pairs of panel mounting rails per cabinet rack.

Catalog No.	Surface Area		Panel	Wgt. Lbs.
	Width	Depth		
60-2361	15.75"	15.37"	19.00" x 1.75"	11.00

Stationary Shelves Ventilated




Stationary shelves, available in ventilated and non-ventilated versions, fit 19" and 24" wide panel spaces and all cabinet rack depths. Shelves are one-piece, 16-gauge steel with flanged front and rear to support up to 200 lbs. All shelves come with necessary mounting hardware. Additional brackets are furnished to allow flexibility in mounting. Shelves allow sufficient room in rear for cables and power outlet strips. Requires two pairs of panel mounting rails per cabinet rack. Finish: Smooth Black

Ventilated

Catalog No.	CABINET RACKS		SHELVES		Approx. Wgt. Lbs.
	Panel Width	Max. Clear Inside Depth	Width	Depth	
SH-2383	19.00"	17.00"	17.90"	14.25"	6
SH-2384	19.00"	20.50"	17.90"	17.75"	7
SH-2385	19.00"	24.00"	17.90"	21.25"	8.25
SH-2386	19.00"	29.25"	17.90"	26.50"	9
SH-2483	24.00"	17.00"	22.90"	14.25"	7.5
SH-2484	24.00"	20.50"	22.90"	17.75"	8.25
SH-2485	24.00"	24.00"	22.90"	21.25"	10.25
SH-2486	24.00"	29.25"	22.90"	26.50"	11.25


Stationary Shelves Non-Ventilated



Non-Ventilated

Catalog No.	CABINET RACKS		SHELVES		Approx. Wgt. Lbs.
	Panel Width	Max. Clear Inside Depth	Width	Depth	
SH-2379	19.00"	17.00"	17.90"	14.25"	7
60-2380	19.00"	20.50"	17.90"	19.25"	7.5
60-2381	19.00"	24.00"	17.90"	22.75"	8.5
SH-2382	19.00"	29.25"	17.90"	26.50"	10.75
SH-2479	24.00"	17.00"	22.90"	14.25"	8.5
SH-2480	24.00"	20.50"	22.90"	17.75"	9.75
SH-2481	24.00"	24.00"	22.90"	21.25"	12
SH-2482	24.00"	29.25"	22.90"	26.50"	13.5

Adjustable Shelf-Open Rack




Open rack shelves fit 19.00" and 23.00" wide panel spaces. Shelves are 16 gauge steel and are flanged for added support. Shelves are adjustable for depth within rack, and come with all mounting brackets and hardware. Supports 150 Lbs. Finishes: Metallic Gray (MG) or Black Texture (BT)


Catalog No.	Width	Depth	Wgt. Lbs.
SA-1278	17.62"	16.00"	8.3
SA-1279	17.62"	20.00"	9.3
SA-1378	21.62"	16.00"	10
SA-1379	21.62"	20.00"	11

ACCESSORIES

Sliding Shelves Ventilated



Sliding Shelves Non-Ventilated



Sliding shelves, available in ventilated and non-ventilated versions, fit 19" and 24" wide panel spaces and all cabinet rack depths. Shelves are 16-gauge steel and flanged on all four sides for added support. Universal mounting brackets allow flexibility in mounting. Shelves allow sufficient room in rear for cables and power outlet strips. Requires two pairs of panel mounting rails per cabinet rack. Finish: Smooth Black

Ventilated

CABINET RACKS			SHELVES				
Catalog No.	Panel Width	Max. Clear Inside Depth	Width	Depth	Load Rating Lbs.	Travel	Approx. Wgt. Lbs.
SH-2391	19.00"	17.00"	17.00"	14.25"	140	8.00"	8.75
SH-2392	19.00"	20.50"	17.00"	17.75"	120	12.00"	9.75
SH-2393	19.00"	24.00"	17.00"	21.25"	92	15.00"	12
SH-2394	19.00"	29.25"	17.00"	26.50"	70	19.00"	13.5
SH-2491	24.00"	17.00"	22.00"	14.25"	140	8.00"	10
SH-2492	24.00"	20.50"	22.00"	17.75"	120	12.00"	11.5
SH-2493	24.00"	24.00"	22.00"	21.25"	92	15.00"	14
SH-2494	24.00"	29.25"	22.00"	26.50"	70	19.00"	15.75

Non-Ventilated

CABINET RACKS			SHELVES				
Catalog No.	Panel Width	Max. Clear Inside Depth	Width	Depth	Load Rating Lbs.	Travel	Approx. Wgt. Lbs.
SH-2387	19.00"	17.00"	17.00"	14.25"	140	8.00"	9.5
SH-2388	19.00"	20.50"	17.00"	17.75"	120	12.00"	11
SH-2389	19.00"	24.00"	17.00"	21.25"	92	15.00"	13.25
SH-2390	19.00"	29.25"	17.00"	26.50"	70	19.00"	15.5
SH-2487	24.00"	17.00"	22.00"	14.25"	140	8.00"	11.25
SH-2488	24.00"	20.50"	22.00"	17.75"	120	12.00"	12.75
SH-2489	24.00"	24.00"	22.00"	21.25"	92	15.00"	15.5
SH-2490	24.00"	29.25"	22.00"	26.50"	70	19.00"	18


Dual Sliding Shelf



Two independent sliding shelves mounted side-by-side within a 19" panel width. Ideal for installing computer towers or UPS systems in an open or enclosed rack. Each shelf will support 90# and lock in the extended position. Finish: Black

Catalog No.	Panel Space		Individual Shelf		
	Width	Depth	Width	Depth	Wgt. Lbs.
SH-2397	19.00"	22.75"	8.33"	14.92"	24.7


Universal Stationary Shelf



Vented shelf fits standard 19" panel space cabinet racks, and is made out of 16-gauge steel with flanged front and rear to support up to 200 lbs. Comes with all mounting hardware to mount to panel mounting rails. Requires two pairs of panel mounting rails. Finish: Black.

Catalog No.	Size	Wgt. Lbs.
SH-8190	17.5" x 31" Deep	11.0


Heavy Duty Sliding Shelf



Heavy duty, vented sliding shelves fit standard 19" panel space cabinet racks. They are made out of 16-gauge steel and are flanged on all four sides for added support. Comes with all hardware necessary for mounting to panel mounting rails. Requires two pairs of panel mounting rails. Finish: Black.

Catalog No.	Size	Travel	Load Rating Lbs.	Wgt. Lbs.
SH-8195	17.5" x 31" Deep	30"	240	29.0
SH-8196	17.5" x 39" Deep	36"	224	34.0

Tool-Less Shelf



Easily installed into any 19" panel width cabinet rack, with four standard Bud panel mounting rails, but without the need for tools. Mounting brackets attach to rails with supplied thumbscrews, and present a sturdy platform for the drop-in shelf. Supports 150# of equipment. Finish: Smooth Black

Catalog No.	Size	Est. Wt. (lbs.)
SH-1730	16.68" x 23" Deep	11.0

ACCESSORIES

Monitor Shelf With Fold-up Keyboard




Open rack shelf fits in 19" wide x 15.75" high panel spaces. Constructed of heavy gauge steel. Keyboard shelf folds up in front of the monitor when not in use, and accepts most keyboards up to 18.87" wide. Comes with detachable mouse pad.

Finish: Black Texture (BT)

Monitor			Keyboard		
Catalog No.	Width	Depth	Width	Depth	Wgt. Lbs.
SA-1746	17.50"	16.87"	18.87"	10.15"	22.0

Sliding Keyboard Shelf



Sliding shelf fits into any 19" panel width cabinet or rack yet still accepts all standard PC and most custom keyboards up to 23" wide. Ample storage space for keyboards, mouse, and manuals. Convenient adjustable mouse and/or notepad panel.

Finish: Black

Catalog No.	Panel Width	Max. Keyboard Width	Wgt. Lbs.
KS-1788	19.00"	23.00"	18.5

Standard Panels

For all cabinets, cabinet racks, relay racks and small enclosures, where applicable.



"Surface Shield" Panels, SFA-Series

Mill finish aluminum alloy panels. White, pressure-sensitive paper on one side protects and provides surface for laying out drilling or punching position. Available in .12" thickness; 19.00" width.

Standard Aluminum and Hard Aluminum Panels, PA Series

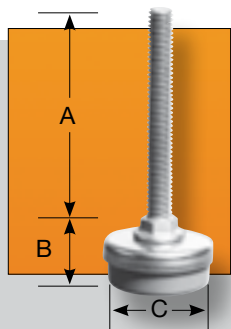
.12" standard aluminum alloy (3003-H14), and .12" hard aluminum alloy (6061-T6) in 19" panel width.

19 - INCH PANELS						
Panel Height	Surface Shield Aluminum		PA Series Aluminum			
	.12" Thick (3003-H14)		.12" Thick (6061-T6)		.12" Thick (3003-H14)	
	Catalog No.	Weight Lbs.	Catalog No.	Weight Lbs.	Catalog No.	Weight Lbs.
1.75"	SFA-1831	.37	PA-1131	.37	PA-1101	.37
3.50"	SFA-1832	.75	PA-1132	.75	PA-1102	.75
5.25"	SFA-1833	1.12	PA-1133	1.12	PA-1103	1.12
7.00"	SFA-1834	1.75	PA-1134	1.75	PA-1104	1.75
8.75"	SFA-1835	2.00	PA-1135	2.00	PA-1105	2.00
10.50"	SFA-1836	2.50	PA-1136	2.50	PA-1106	2.50
12.25"	SFA-1837	2.75	PA-1137	2.75	PA-1107	2.75
14.00"	SFA-1838	3.25	PA-1138	3.25	PA-1108	3.25
15.75"	SFA-1839	3.62	PA-1139	3.62	PA-1109	3.62
17.50"	SFA-1840	4.00	PA-1140	4.00	PA-1110	4.00
19.25"	SFA-1841	4.25	PA-1141	4.25	PA-1111	4.25
21.00"	SFA-1842	5.00	PA-1142	5.00	PA-1112	5.00
	Mill Finish		White Texture (WH) Metallic Gray (MG)		White Texture (WH) Metallic Gray (MG) Black Texture (BT)	

ACCESSORIES

Stem Levelers

Stem levelers. Zinc-plated steel cap and stem; 3/8-16 thread. RL-7766, rubber base. RL-7767 nylon base. RL-7771 nylon base. RL-7766 and RL-7767 furnished with 2 height adjusting nuts. RL-7770 Leveler kit consists of two levelers and mounting brackets. Used on Economizer. 200 lb. load rating (all).



Catalog No.	A	B	C	Load Rating Ea. Lbs.	Wgt. ea. Lbs.
RL-7766	3.00"	1.00"	1.50"	200	.20
RL-7767	3.00"	.75"	1.62"	200	.20
RL-7771	2.00"	.75"	1.62"	200	.10
RL-7770		KIT		200	2.00

Casters

Extra-heavy-duty, for use on Bud open and enclosed cabinet racks. Ball-bearing wheels made of hard tread composition. Casters are priced, sold and packaged in quantities of two with all necessary mounting hardware included.



Catalog No.	Height	Wheel Material	Load Rating Ea. Lbs.	Weight Lbs.
RC-7758-PR	3.25"	Hard Rubber	200	2
RC-7764-PR	3.50"	Nylon	550	3

Casters

Ball-bearing, swivel type. Wheels are hard tread rubber, 4.00" diameter x 1.25" wide. Available with or without side brake and come with formed 12-gauge adapter mounting brackets. Mount in all cabinet racks which currently accept RC-7758-PR casters. Increase overall height of cabinet by approximately 4.00". Casters are priced, sold, and packaged in pairs with all necessary mounting hardware included.




Catalog No.	Description	Load Rating Lbs.	Est. Weight Lbs.
RC-7761-PR*	w/ locking brake	240	7
RC-7762-PR	w/o locking brake	240	7

* Shim kit (7761-KIT) required when using with 60-Series and 2000-Series cabinets.

Rubber & Plastic Feet

F-8038 Self-adhesive sponge rubber pad. Can be applied to any surface. .75" diameter x .12" thick.



F-9653 Top-grade rubber. Fits into .43" Dia. hole. Press-fit holds it firmly into place.



F-7264-A Made of high-grade black plastic supplied with mounting hardware. Plastic portion is .75" diameter x .37" high.



F-7800-A Same as F-7264-A except plastic portion is .87" diameter x .50" high.

F-3581 Rubber feet with self-adhesive backing. Can be applied to any surface. .50" sq. x .21" high.



F-3599 Same as F-3581 except size is .81" sq. x .31" high.

Screws/Nuts/Washers


Catalog No.	Description
295	10-32 cage nut, zinc plate
307	12-24 cage nut, zinc plate
851-DLH	M6 cage nut, zinc plate
W-1573	.12" thick, nylon washer. Outside diameter same as Bud panel mounting screws. Inside diameter accepts both #10 & #12 screws. Natural color. Sold in packages of 25.
3313	6-32 x .50" flat head Phillips swage-form steel screw. Zinc plate.
7346	10-32 x .62" Phillips, truss head, steel machine screw. Zinc plate. For mounting panels.
9260	12-24 x .50" Phillips, truss head, steel machine screw. Zinc plate.
9261	M6 x 16mm screw
9621	12-24 U-type clip nut. Steel, black finish.

ACCESSORIES

HANDLES

Styled for all types of applications, designed for long wear; quality construction equals that of high-priced counterparts.

H-9110-B Chrome Plated. Mounting centers: 6.00".
Hardware: (2) 10-32 x .37" screws.
Hand clearance 1.25". Material: .37" dia. steel,
angular formed.



H-9111-B Chrome Plated. Mounting centers: 4.00".
Hardware: (2) 10-32 x .37" screws.
Hand clearance .93".
Material: .37" dia. steel.



H-9112-B Chrome Plated. Mounting centers: 6.00".
Hardware: (2) 10-32 x .37" screws.
Hand clearance .93".
Material: .37" dia. steel.



H-9113-B Chrome Plated. Mounting centers: 8.00".
Hardware: (2) 10-32 x .37" screws.
Hand clearance .93".
Material: .37" dia. steel.



H-9114-B Chrome Plated. Mounting centers: 8.00".
Hardware: (2) 1/4"-28 x .50" screws.
Hand clearance 1.50".
Material: .50" dia. steel.



H-9116-B Chrome Plated. Mounting centers: 6.00".
Hardware: (2) 1/4"-28 Hex nuts.
Hand clearance .93".
Material: .37" dia. steel.




H-9170-B Clear anodized aluminum.
Mounting centers: 2.75".
Hardware: (2) 8-32 x .62" screws.
Hand clearance 1.18"




H-9174-B Clear anodized aluminum.
Mounting centers: 4.00".
Hardware: (2) 8-32 x .37" screws.
Hand clearance 1.09"



H-9176-B Clear anodized aluminum.
Mounting centers: 3.25".
Hardware: (2) 8-32 x .37" screws.
Hand clearance .75"



H-9160-B Chrome Plated.
Mounting centers: 3.50".
Hardware: (2) 1/4"-28 Hex nuts.
Hand clearance 1.68".
Material: .37" dia. steel.



H-9161-B Chrome Plated.
Mounting centers: 5.25".
Hardware: (2) 1/4"-28 Hex nuts.
Hand clearance 1.68". Material: .37" dia. steel.




Catalog No.	H-9166-B	H-9168-B
Finish	Chrome Plated.	Chrome Plated.
Mounting centers:	1.90".	3.00".
Hardware:	(2) 6-32 x .50" screws.	(2) 6-32 x .50" screws.
Hand clearance:	1.00".	1.00".
Material:	.25" dia. brass.	.25" dia. brass.



H-9177-B Clear anodized aluminum.
Mounting centers: 4.37".
Hardware: (2) 8-32 x .37" screws.
Hand clearance .75"



H-9179-B Clear anodized aluminum.
Mounting centers: 4.00".
Hardware: (2) 8-32 x .37" screws.
Hand clearance. 62"



H-9180-B Clear anodized aluminum.
Black trim. Mounting centers: 4.00".
Hardware: (2) 8-32 x .25" screws.



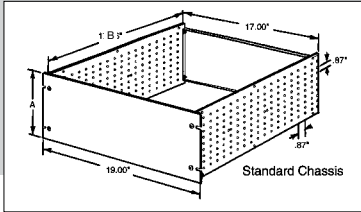

H-9183-B Clear anodized aluminum.
Mounting centers: 4.56".
Hardware: (2) 8-32 x .37" screws.
Minimum hand clearance 1.09"



LH-9358 NON-LOCKING LATCH HANDLE
Interchangeable with existing key lock
used on Series 60, Economizer, Series
2000 Doors.



RACK MOUNT CHASSIS



Side Panel mounting holes are punched on .87" grid to allow total flexibility in mounting of components. Rear Panel is fully adjustable from front to rear. Standard 19.00" Front Panels feature "Surface Shield" protection which provides surface for laying out drilling and punching positions.

Design Features

Included in standard chassis:

- ◆ Front Panel - .12" thick mill finish aluminum with "Surface Shield" protection.
- ◆ Side & Rear Panels - .09" aluminum.
- ◆ Finish - Natural. Other finishes available on request.
- ◆ Shipped unassembled with all necessary assembly hardware.
- ◆ 25 lb equipment load rating.
- ◆ 50 lb equipment load rating when using rear mounting bracket.

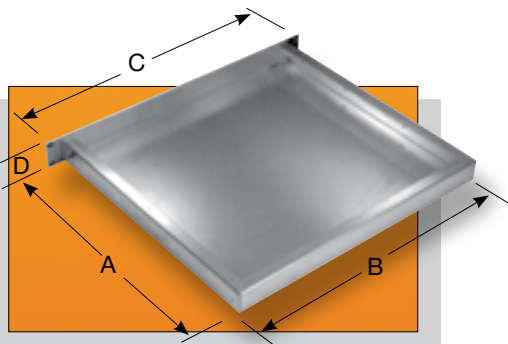
Optional Accessories

- ◆ Internal Chassis - .09" aluminum, natural finish. (see chart for Cat. Nos.) Can be mounted vertically or horizontally.
- ◆ Handles - Chrome plated steel (see chart for Cat. Nos). 2 Required
- ◆ Solid Top or Bottom Cover - .05" aluminum, natural finish. Can also be used on bottom as full depth chassis for mounting components.
- ◆ Ventilated Top or Bottom Cover - .05" aluminum, natural finish, .12" x .75" slots for maximum ventilation.
- ◆ Slides - Two-piece slide, 20.00" long with 15.00" travel. Supplied in pairs. (Order mounting brackets BAS-5106 separately.) Requires two pairs of panel mounting rails.
- ◆ Rear Mounting Brackets - 16 GA. steel used to support rear of chassis. Requires two pairs of panel mounting rails.

Catalog Number	Height A	Depth B	Weight Lbs.	OPTIONAL ACCESSORIES							
				Internal Chassis	Weight (Lbs.)	Handles	Solid Top or Bottom Cover	Ventilated Top or Bottom Cover	Slides (Pair)	Rear Mounting Bracket	
RM-14212	5.25"	17.06"	4.25	C-14242	.75	H-9160-B					
RM-14213	7.00"	17.06"	5.25	C-14243	1.00	H-9111-B					
RM-14214	8.75"	17.06"	6.50	C-14244	1.50	H-9112-B					
RM-14215	10.50"	17.06"	7.75	C-14245	1.75	H-9113-B					
RM-14222	5.25"	22.00"	4.75	C-14242	.75	H-9160-B					
RM-14223	7.00"	22.00"	5.90	C-14243	1.00	H-9111-B					
RM-14224	8.75"	22.00"	7.75	C-14244	1.50	H-9112-B					
RM-14225	10.50"	22.00"	8.75	C-14245	1.75	H-9113-B					
							TBC-14252	TBC-14262	AS-5002-A		
							Wgt. 1.50 Lbs.	Wgt. 1.25 Lbs.	Wgt. 2.30 Lbs.		
										MB-14273	
										Wgt. 2.00 Lbs.	
							TBC-14253	TBC-14263	AS-5002-A		
							Wgt. 2.00 Lbs.	Wgt. 2.305 Lbs.	Wgt. 2.30 Lbs.		
									or		
									AS-5004		
									Wgt. 2.9 Lbs.		

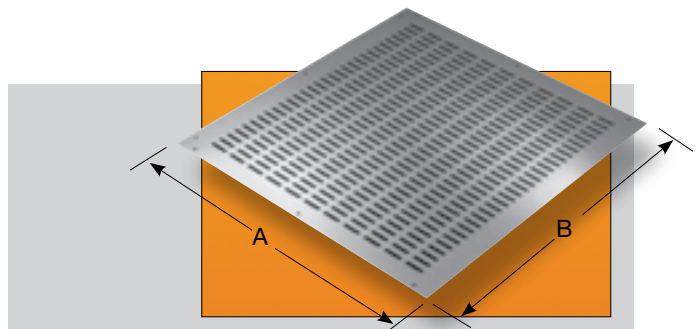
Small Rack Mount Chassis

Five sizes of aluminum rack mount chassis. 1U and 2U versions, in three different depths. Adaptable for slide mounting. Requires two pairs of panel mounting rails when used with slides. Panels are .10" thick aluminum. Chassis are .05" thick aluminum.



Catalog No.	Weight Lbs. (Approx.)	A	B	C	D
CH-14400	1.00	4.00"	17.00"	19.00"	1.75"
CH-14401	1.50	8.00"	17.00"	19.00"	1.75"
CH-14402	2.50	16.00"	17.00"	19.00"	1.75"
CH-14403	2.00	8.00"	17.00"	19.00"	3.50"
CH-14404	3.00	16.00"	17.00"	19.00"	3.50"

Small Rack Mount Chassis Cover



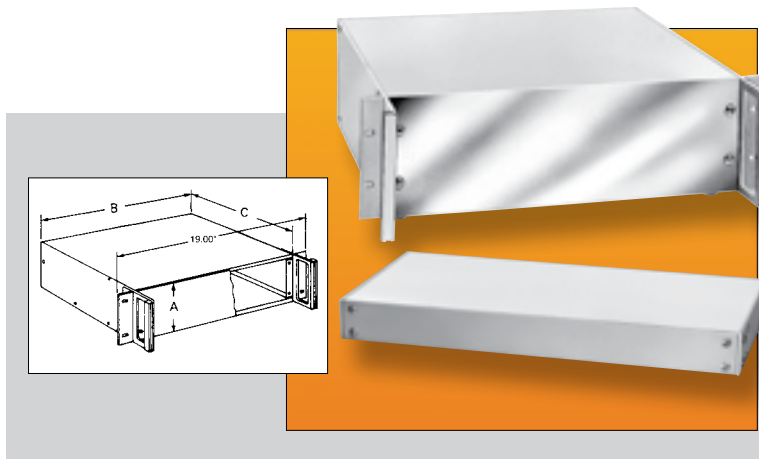
Ventilated chassis covers in .05" thick aluminum.

Catalog Number		Weight Oz. (Approx.)	A	B
Ventilated Cover	Solid Cover			
C-14430	C-14440	5.0	4.00"	17.00"
C-14431	C-14441	8.5	8.00"	17.00"
C-14432	C-14442	17.0	16.00"	17.00"

RACK MOUNTABLE CHASSIS

VALULINE SERIES

This Bud series has, for years, been one of the most requested by industry. The reasons: it's well styled, it's quality constructed, it's economical, and it's versatile — can be used independently or in a standard E.I.A. 19" cabinet.



Design Features

Front panel, 0.125" thick aluminum. Side panel, 0.09" thick aluminum; base, rear and top, 0.05" aluminum; handles, aluminum extrusions. Two detachable 11 gauge steel rack mounting brackets and rubber feet included. Accessory bails available. Shipped unassembled. Supports 25# equipment load.

Bonus Features

Adhesive-backed PVC protects front panel and provides surface for laying out position for drilling or punching. Some sizes available without handles.

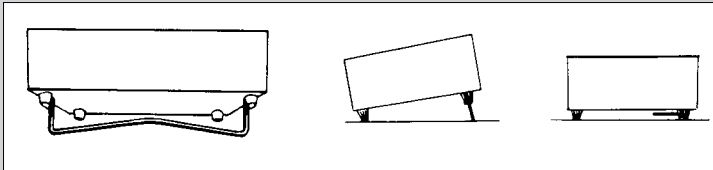
Finishes

Sides, White Texture (WH), rear and top, Smooth White.

BAILS

BAILS

Catalog No.	Width	Wgt. Oz.
BC-14210	10.00"	3.8
BC-14215	15.50"	4.2



Bail is attached to specially designed front feet. Necessary hardware including two rear feet furnished with bail.

Bail in upright position tilts the cabinet.

Bail in retracted position fits into clearance provided by feet.

Catalog Number		Panel Height	Width	Depth	Est. Wgt.
Without Handles	With Handles	(A)	(B)	(C)	lbs.
NHC-14150	—	1.75"	8.50"	8.00"	1.7
NHC-14151	HC-14097	1.75"	17.00"	8.00"	3.0
NHC-14152	HC-14098	1.75"	17.00"	13.00"	4.8
NHC-14153	—	3.50"	8.50"	8.00"	2.3
NHC-14154	HC-14099	3.50"	17.00"	8.00"	4.3
—	HC-14100	3.50"	12.75"	13.00"	6.6
NHC-14155	HC-14101	3.50"	17.00"	13.00"	7.5
—	HC-14102	5.25"	12.75"	13.00"	8.5
NHC-14156	HC-14103	5.25"	17.00"	13.00"	9.3
NHC-14157	HC-14104	7.00"	17.00"	13.00"	10.8
—	HC-14105	8.75"	17.00"	13.00"	14.2
—	HC-14106	10.50"	17.00"	13.00"	14.4
—	HC-14107	10.50"	17.00"	15.00"	15.8
—	HC-14108	12.25"	17.00"	15.00"	16.9
—	HC-14109	14.00"	17.00"	15.00"	18.6


RACK MOUNTABLE CHASSIS

RACK MOUNT BOX

Bud's Rack Mount Boxes were developed to house electronic components in a nonconductive 1-U, 2-U, and 3-U high plastic housing, which is 19" rack mountable to EIA standards. Unique construction allows for easy conversion into a desktop configuration.

Design Features

- ◆ Durable ABS plastic with a UL94-HB flammability rating
- ◆ Usable in either a desktop or a rack mount configuration
- ◆ Available in three popular heights 1-U, 2-U, and 3-U
- ◆ Fully ventilated side panels provide maximum cooling of internal components
- ◆ Internal PCB mounting bosses
- ◆ 5 lb equipment load



Catalog No.	Overall Dimensions		Weight Oz.
	H x W x D		
PRM-14460	1.75" (1-U) x 19.00" x 8.00"		32.4
PRM-14462	3.50" (2-U) x 19.00" x 8.00"		40.5
PRM-14464	5.25" (3-U) x 19.00" x 8.00"		48.6

CABINETS

WALL MOUNT CABINET EMPEROR SERIES



ORDERING INFORMATION

Catalog No.	Panel Space (inches)	"U"	Overall Dimensions (width x depth x height) (inches)	Center Section Depth (inches)	Wgt. (Lbs.)	Add'l Shelves	Shelf Wgt. (Lbs.)
WM-5601	19.00 x 21.00	12	23.62 x 15.75 x 25.00	12	85		
WM-5606	19.00 x 47.25	27	23.62 x 15.75 x 51.34	12	140	SH-12703	2
WM-5611	19.00 x 21.00	12	23.62 x 21.65 x 25.00	17.9	115		
WM-5616	19.00 x 47.25	27	23.62 x 21.65 x 51.34	17.9	175	SH-12704	4

• Contact the factory for other sizes and finishes and modifications

The Wall Mount Cabinet, Emperor Series is a high style high feature enclosure that provides three section flexibility at a value price.

Design Features

- ◆ Sturdy and durable steel construction. Mounting rails — 18 ga., other parts 20 ga.
- ◆ Furnished completely assembled with tempered glass front door and removable sides
- ◆ 130 lb. weight capacity
- ◆ EIA 310 compliant for 19" mount equipment
- ◆ Two pairs of fully adjustable panel mounting rails are included in the center section. One fixed pair of mounting rails is included in the rear section
- ◆ One ventilated shelf provided
- ◆ Includes two fans installed in the top of the center section
- ◆ Slots with readily removable covers are provided in the top and bottom of the rear section for easy cable installation
- ◆ Sides are readily removable but come with key lock and with ventilation at top and bottom of cabinet
- ◆ 4 mounting slots provided in rear unit for rapid wall mounting
- ◆ Other sizes and modifications are available upon request

Finish

Black textured powder coating (easy to clean)

CABINETS

VISIONCAB

Design Features

- ◆ Highly styled and versatile steel cabinet suitable for housing a variety of 19" panel width and EIA-310 compatible equipment.
- ◆ Four adjustable L-shaped mounting rails with square holes on EIA spacing; rails will accept either #12-24 (Bud #307) or M6 (#851-DLH) cage nuts.
- ◆ Supplied with See-Thru removable front door with tempered glass window.
- ◆ Supplied with one fixed ventilated steel shelf.
- ◆ Solid steel removable side panels.
- ◆ Style A (no suffix) has closed rear (no rear access) with secure wall-mounting brackets.
- ◆ Style B (-B suffix) has removable rear panel (rear access).
- ◆ Equipped with 110V AC, 65 CFM exhaust fan for cooling.
- ◆ Cable access holes on top and bottom.
- ◆ Supplied with steel wall-mounting bracket.
- ◆ Four mar-resistant feet on bottom surface.
- ◆ Finish: Smooth Black Powder Coating

ORDERING INFORMATION

Catalog No.	External Dimensions H x W x D	Useable Dimensions H x D	Panel Space Height Inches	U	Cabinet Wgt. (Lbs.)	Add'l Fixed Ventilated Shelf Catalog No.	Shelf Wgt. (Lbs.)
VC-9920	14.49" x 23.62" x 17.72"	11.38" x 11.22"	10.50"	6	50		
VC-9921	19.72" x 23.62" x 17.72"	16.61" x 11.22"	15.75"	9	57		
VC-9922	25.00" x 23.62" x 17.72"	21.89" x 11.22"	21.00"	12	69	SH-12704	4
VC-9923	30.27" x 23.62" x 17.72"	27.16" x 11.22"	26.25"	15	80		
VC-9924	35.40" x 23.62" x 17.72"	32.29" x 11.22"	31.50"	18	89		
VC-9930	14.49" x 23.62" x 23.62"	11.38" x 17.12"	10.50"	6	56		
VC-9930-B	14.49" x 23.62" x 23.62"	11.38" x 17.12"	10.50"	6	56		
VC-9931	19.72" x 23.62" x 23.62"	16.61" x 17.12"	15.75"	9	66		
VC-9931-B	19.72" x 23.62" x 23.62"	16.61" x 17.12"	15.75"	9	66		
VC-9932	25.00" x 23.62" x 23.62"	21.89" x 17.12"	21.00"	12	83	SH-12705	5
VC-9932-B	25.00" x 23.62" x 23.62"	21.89" x 17.12"	21.00"	12	83		
VC-9933	30.27" x 23.62" x 23.62"	27.16" x 17.12"	26.25"	15	100		
VC-9933-B	30.27" x 23.62" x 23.62"	27.16" x 17.12"	26.25"	15	100		
VC-9934	35.40" x 23.62" x 23.62"	32.29" x 17.12"	31.50"	18	117		
VC-9934-B	35.40" x 23.62" x 23.62"	32.29" x 17.12"	31.50"	18	117		

Accessories

VisionCab will accept most of Bud's standard 19" panel space accessories. Call factory for details.



FRONT VIEW



REAR VIEW STYLE A



CABINETS

MEGA NETWORK

Design Features

- ◆ Multiple equipment mounting surfaces - stationary 5-U vertical (hubs, routers, fiber) and swingdown 2-U (patch panels)
- ◆ Accepts conduit and surface raceway
- ◆ Supports copper/fiber interfaces
- ◆ Ventilated sides
- ◆ Reversible key locking front door
- ◆ Internal grounding bar
- ◆ Wall mounting on 16" centers
- ◆ Finish: Off white - other colors available upon request.

Catalog Number	Panel Space		Overall Dimensions	Wgt. Lbs.
	Swingdown	Stationary		
MNC-8085	3.50"(2-U)	8.75"(5-U)	31.00" H x 25.00" W x 12.00" D	58.0

CABINETS

UNIVERSAL NETWORK

These welded steel cabinets are wall mountable in all four directions to adapt to all networking hub configurations.

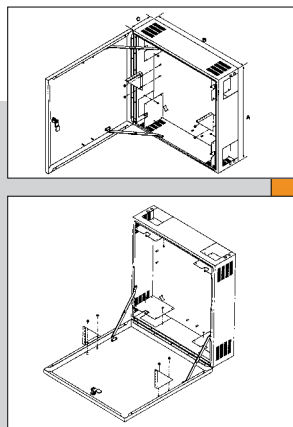
Design Features

- ◆ Welded 18 ga. steel construction
- ◆ 19" E.I.A. equipment brackets mount in either the cabinet body or cabinet door.
- ◆ Accepts equipment with up to 3.50" high panel space.
- ◆ Large cable access opening suitable for most non-metallic cableways.
- ◆ Lockable front door for security.
- ◆ Popular Sand Texture finish is standard.
- ◆ Mounts to wall on 16" centers.

Optional Accessories

- ◆ Cable take-up reel - UN-8086 (Wgt. Lbs. 1.0)

Catalog Number	A	B	C	Wgt. Lbs.
UN-8080	21.00"	22.00"	6.00"	28



CABINETS

CLASSIC II

Whether used independently or as a companion to the Classic II cabinet rack, the design of this distinctive cabinet harmonizes perfectly with the most sophisticated systems. While it's portable, it is equally effective for permanent installations.

Design Features

- ◆ Top, bottom and side panels .05" aluminum. Frame, 6063-T5 aluminum extrusions.
- ◆ Accommodate 19.00" panels.
- ◆ Panel Mounting Rails have #10-32 tapped holes on E.I.A. spacing (Use #7346 screws - order separately)
- ◆ Panels not included but are available.
- ◆ Cabinet - 500# equipment load capacity Carrying Handles limited to 150# capacity

Finishes

Gray Texture (GT) or Royal Blue Texture (RB). Available in other Bud textured finishes at no extra cost.

Accessories

See pages 15-27



Front

Bonus Features

- ◆ Recessed handles are attached to two steel flanges extending the length of the cabinet. This added support assures carrying safety.
- ◆ Two 16 gauge steel vertically adjustable chassis supports included.
- ◆ Shipped completely assembled.

Classic II Cabinets

Cabinet Catalog No.	Height	Panel Space	Wgt. Lbs.
AGC-9268	8.81"	7.00	30
AGC-9269	10.56"	8.75"	32
AGC-9270	12.31"	10.50"	33
AGC-9271	14.06"	12.25"	34
AGC-9272	15.81"	14.00"	35
AGC-9273	17.56"	15.75"	36
AGC-9274	19.31"	17.50"	37
AGC-9275	21.06"	19.25"	39
AGC-9276	22.81"	21.00"	40
AGC-9277	24.56"	22.75"	41
AGC-9278	26.31"	24.50"	42
AGC-9279	28.06"	26.25"	43
AGC-9280	29.81"	28.00"	45

(Clear inside depth 20.56", Overall depth 21.43", Overall width 20.81")

CABINETS ECONOCAB

This portable cabinet offers the same built-in quality as other Bud cabinets at economy pricing not found anywhere else in the industry.

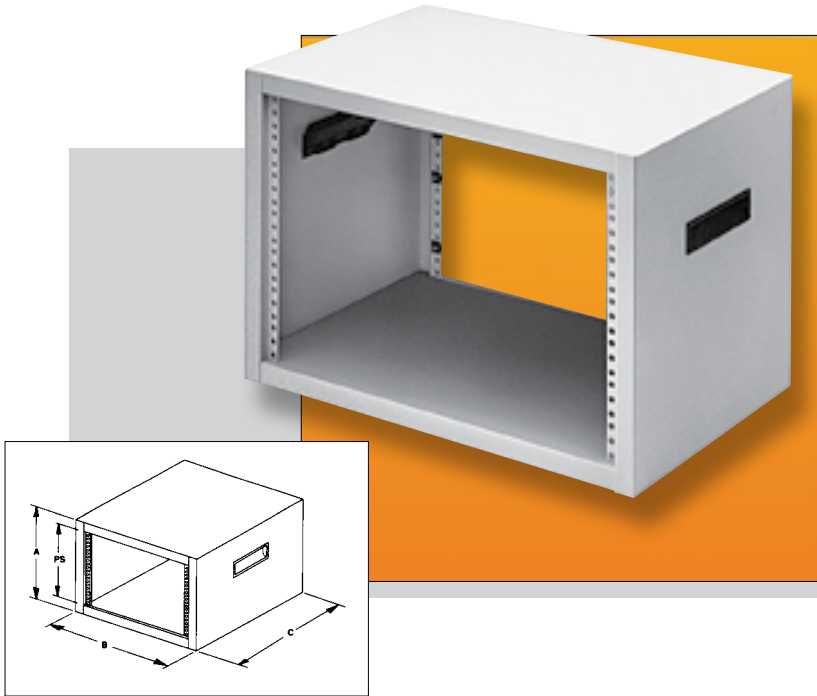
Design Features

- ◆ All welded 18-gauge steel construction.
- ◆ Stationary panel mounting rails resulting in a 14.50-inch clear inside depth. Rails have .28" dia. holes on E.I.A. universal spacing. (Use #295 cage nuts and #7346 screws - order separately)
- ◆ Accepts standard 19.00-inch wide panels.
- ◆ Available in 5 panel space heights.
- ◆ Snap-in handles and feet are included.
- ◆ Cabinet - 500# equipment load capacity Carrying Handles limited to 150#

Finishes

Standard finishes are Black Texture (BT) or Sand Texture (S). Special colors are available on request.

Catalog Number	Panel Space PS	Height A	Width B	Depth C	Weight Lbs.
EC-9902	7.00"	9.06"	21.06"	15.50"	14.00
EC-9903	8.75"	10.81"	21.06"	15.50"	14.75
EC-9904	10.50"	12.56"	21.06"	15.50"	15.50
EC-9905	12.25"	14.31"	21.06"	15.50"	16.25
EC-9906	14.00"	16.06"	21.06"	15.50"	17.00



SMALL CABINETS SHOWCASE

The design of this Bud unit makes it perfect for your portable instrumentation, yet the versatile, lightweight Showcase will do an effective job as a desktop instrument case, in systems or racks. Compounding its versatility is the fact that the Showcase comes in 9 sizes.

Design Features

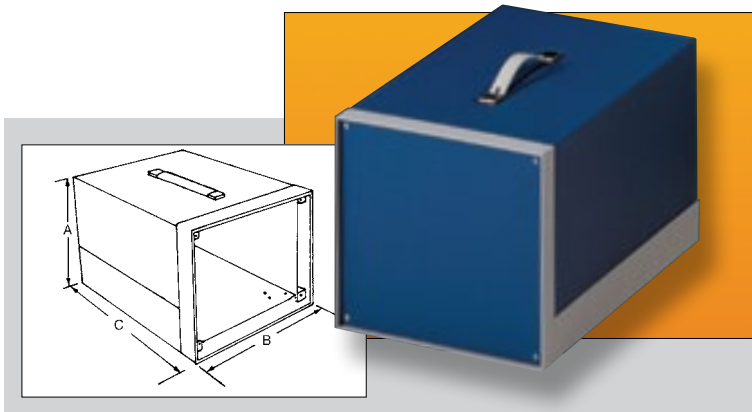
Top, sides and bottom, .05" aluminum; front panel, .09"; rear panel, .05." Extruded aluminum frame. Side gussets provide added strength. Strong, flexible handle is recessed and secured firmly into top for safe handling. Carrying handles limited to 25# load capacity. Ventilation slots under handle.

Bonus Features

Comes with front and rear panels and bail.

Finishes

Two color combination: Black Texture (BT) body with White frame; Royal Blue Texture (RB) with White frame.



Catalog No.	Height	Width	Depth	Panel Space		Weight Lbs.
	A	B	C	Front	Rear	
BB-1800	6.43"	5.50"	11.00"	6.18" x 5.25"	6.00" x 5.15"	3.75
BB-1801	6.43"	8.31"	11.00"	6.18" x 8.04"	6.00" x 7.96"	4.00
BB-1802	8.18"	5.50"	11.00"	7.93" x 5.25"	7.87" x 5.15"	3.75
BB-1803	8.18"	8.31"	11.00"	7.93" x 8.04"	7.87" x 7.96"	5.50
BB-1804	8.18"	11.06"	11.00"	7.93" x 10.82"	7.87" x 10.87"	5.75
BB-1806	9.93"	8.31"	11.00"	9.68" x 8.04"	9.50" x 7.96"	5.25
BB-1807	9.93"	8.31"	15.00"	9.68" x 8.04"	9.50" x 7.96"	6.25
BB-1808	9.93"	11.06"	11.00"	9.68" x 10.82"	9.50" x 10.87"	6.00
BB-1809	9.93"	11.06"	15.00"	9.68" x 10.82"	9.50" x 10.87"	7.00

PLASTIC INSTRUMENT CASE

These handsome instrumentation enclosures are not only lightweight and portable, but are also made out of economical ABS plastic. The adjustable handle allows for easy carrying and doubles as a tilt stand when used in a desktop configuration.


Design Features

- ◆ ABS plastic, UL94-HB flammability rating
- ◆ Adjustable plastic and aluminum handle
- ◆ Front and rear panels allow for easy modification
- ◆ Internal printed circuit board horizontal mounting bosses and vertical card guides

Finish

- ◆ Light gray top and bottom covers
- ◆ Black front and rear end panels

See also the aluminum extruded instrument case on page 34.




Catalog No.	External Dimensions				Internal Dimensions*			Wt. Oz.
	A	B	C	D	E	F		
IP-6130	2.57"	8.85"	6.52"	2.37"	8.63"	6.23"	18.0	
IP-6131	3.54"	8.85"	6.52"	3.30"	8.63"	6.23"	19.7	
IP-6136	2.56"	10.20"	7.08"	2.32"	9.98"	6.79"	23.1	
IP-6137	3.35"	10.20"	7.08"	3.15"	9.98"	6.79"	22.6	
IP-6138	4.13"	10.20"	7.08"	3.93"	9.98"	6.79"	23.9	

All boxes can be custom modified to your specifications.

SMALL CABINETS

ALUMINUM INSTRUMENT CASE



- ◆ Strong and stylish extruded aluminum body with plastic front and rear bezels
- ◆ Removable front and rear panels with protective plastic film allow for easy machining with protection from scratches
- ◆ Adjustable locking aluminum/plastic handle allows for multi-positional carrying and benchtop use
- ◆ Extruded internal grooves for horizontal mounting of circuit board, chassis, or panel
- ◆ Four scuff-resistant antiskid feet; front feet feature foldable bails
- ◆ Finish:
 Body: Fine textured earthtone powder coating
 Bezel: Light brown plastic
 Panels: Natural aluminum
 Handle: Light gray plastic/anodized aluminum finish
- ◆ Custom modifications available on request

ORDERING INFORMATION

Catalog No.	External Dimensions	Wgt. (Lbs.)
	H x W x D	
IA-6160	2.72" x 8.27" x 12.93"	3.8
IA-6161	2.72" x 10.16" x 12.93"	4.4
IA-6162	4.92" x 8.27" x 12.93"	5.3
IA-6163	4.02" x 10.16" x 12.93"	5.6

See also the plastic instrument case on page 70.

SMALL CABINETS

UTILITY CABINETS



Design Features

Available in 20 gauge steel or .04" aluminum. Sturdy, all-welded body.

Bonus Features

Economical cabinets have removable front and back panels.

Finishes


"CU" prefix: Steel with Metallic Gray (MG), "AU" prefix: Aluminum alloy in natural or Metallic Gray (MG). If no suffix is specified, natural finish will be supplied in utility cabinets.

Catalog No.	Height	Width	Depth	Wgt Lbs.
CU-883	4.00"	4.00"	2.00"	.75
CU-728	4.00"	5.00"	3.00"	1.00
CU-729	5.00"	6.00"	4.00"	1.75
CU-1098	6.00"	6.00"	6.00"	2.25
CU-1099	9.00"	6.00"	5.00"	3.00
CU-879	10.00"	8.00"	7.00"	3.25
CU-880	10.00"	10.00"	8.00"	6.25
CU-1124	12.00"	7.00"	6.00"	5.00
CU-881	12.00"	11.00"	8.00"	8.50
CU-882	15.00"	9.00"	7.00"	8.25
AU-1083	4.00"	4.00"	2.00"	.25
AU-1028	4.00"	5.00"	3.00"	.50
AU-1029	5.00"	6.00"	4.00"	.75
AU-1039	6.00"	6.00"	6.00"	1.00
AU-1040	9.00"	6.00"	5.00"	1.50

Bud can meet your special requirements by customizing any of our standard enclosures by punching, drilling, painting, finishing, and silk screening, quickly and economically.

SMALL CABINETS

TR-SERIES



Finishes

Royal Blue Texture (RB) body with White frame and bail.

With the TR, you'll give your instrumentation a look that sets it far apart from the conventional. Its styling and versatility makes the TR ideal for your application whether it be a portable enclosure, a desktop instrument case, or in systems.


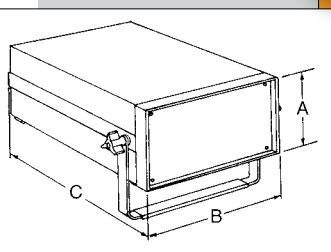
Design Features

Top and bottom, .05" aluminum; front panel, .09" aluminum. Extruded aluminum frame. Corner gussets for added support. Carrying handle may be used as tilting bail. Front panel, self-adhesive rubber feet and handle/bail included.

Bonus Features

Since chassis is reversible, two configurations are possible with one unit. Top and bottom easily removed for access to dust-free interior. Will accommodate an accessory chassis or .06" thick P.C. boards.

Catalog No.	Height (A)	Width (B)	Depth (C)	Panel Space	Wgt Lbs.
TR-6100	3.50"	8.31"	10.75"	3.25" x 8.04"	4.50
TR-6101	5.25"	8.31"	13.25"	5.00" x 8.04"	5.50
TR-6102	7.00"	11.06"	13.25"	6.75" x 10.82"	7.00
TR-6103	8.00"	12.00"	18.75"	7.75" x 11.04"	9.50



CONTOUR UTILITY

Design Features

20 gauge steel. Louvered rear panel. Rubber feet furnished.


Bonus Features

Removable flanged panels have rounded corners and edges to preserve the contoured styling of the highly versatile cabinet.

Finish

Gray Texture body (GT) with White Texture (WH) panels.

Catalog No.	Height	Width	Depth	Wgt Lbs.
CU-465	4.25"	6.25"	5.75"	2.00
CU-585	5.25"	8.25"	5.75"	3.00
CU-587	5.25"	8.25"	7.75"	3.50
CU-7125	7.25"	12.25"	5.75"	5.00
CU-7127	7.25"	12.25"	7.75"	5.75



CONVERTA BOX

Design Features

.05" aluminum. Welded base and two-sided cover attached with self-tapping screws.

Bonus Features

Components or controls can be mounted to any surface.

Finish

Natural

Catalog No.	Height	Width	Depth	Wgt Lbs.
CU-341-A	1.50"	4.00"	3.00"	.50
CU-452-A	2.00"	5.00"	4.00"	.75
CU-482-A	2.00"	8.00"	4.00"	1.25
CU-592-A	2.50"	9.50"	5.00"	1.75
CU-622-A	2.50"	12.00"	6.00"	2.25
CU-712-A	2.50"	15.00"	7.00"	3.00

KEYBOARD ENCLOSURES

General Features: Finish: Base: Gray Texture (GT). Cover: Prepainted smooth white. Self-adhesive black rubber feet. Keyboards are shipped completely assembled.

KB-13200

Base: .09", cover .05" aluminum, Two .50" knock-outs in rear, 7° 46' angle top. Weight 1 lb. 3 oz.

KB-13202

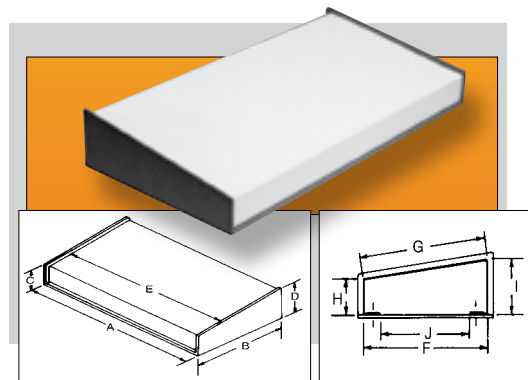
Base: .09", cover .05" aluminum, Two .87" knock-outs in rear, 7° 32' angle top. Weight 4 lbs. 2 oz.

KB-13201

Base: .09", cover .05" aluminum, Two .87" knock-outs in rear, 7° 40' angle top. Weight 2 lbs. 9 oz.

We can punch these enclosures to conform with your keyboard arrangements prior to forming. Prints available for your layouts.

Catalog No.	A	B	C	D	E	F	G	H	I	J	Wgt. (Lbs.)
KB-13200	7.21"	5.75"	1.71"	2.46"	7.00"	5.50"	5.54"	1.50"	2.25"	4.62"	1.2
KB-13201	12.84"	7.00"	1.84"	2.75"	12.62"	6.50"	6.56"	1.50"	2.37"	4.75"	2.4
KB-13202	17.46"	9.00"	1.84"	3.00"	17.25"	8.50"	8.57"	1.50"	2.62"	6.75"	3.4



SLIMCAB™ DESKTOP CABINETS

Design Features: Cover .05" aluminum, panels .12" "Surface Shield" Aluminum. Sides vented for cooling. Three sizes available, all 1-U (1.75") High.

Bonus Features: Suitable for desktop or 19" rack mount use with optional brackets.

Finishes: Available in Sand Texture or Smooth Black (EBL).

Catalog No.	Description	Size	Wgt. Lbs.
CS-11221	Cabinet	8.50" x 8.00"	1.50
CS-11225	Cabinet	17.00" x 8.00"	2.75
CS-11227	Cabinet	17.00" x 16.00"	4.50
CS-11230	Bracket		0.50



Design Features

.04" aluminum body. Portable. Flush fitting .05" aluminum panel. Bright nickel-plated hardware. Black plastic handle. Plastic feet on base and back.

Bonus Features

Knobs, dials, switches, etc. protected by slide-off lid; 1.50" clearance above panel.

Finishes

Royal Blue Texture (RB) and Gray Texture (GT).

Catalog No.	Height	Width	Depth	Panel Space	Space Below Panel	Wgt. Lbs.
TC-300	6.00"	10.06"	7.00"	9.00" x 5.93"	4.37"	2.50
TC-301	6.00"	11.50"	8.25"	10.43" x 7.25"	4.37"	3.25
TC-302	7.50"	13.00"	9.00"	11.93" x 7.93"	5.87"	4.00
TC-303	7.50"	16.50"	9.00"	15.43" x 7.93"	5.87"	4.75

Design Features

Tops, sides and bottom, 18 gauge steel. Panels, 16 gauge steel. Front, rear panels and bottom removable. Rubber feet furnished.

Bonus Features

Recessed front panel and beveled edges of body provide handsome styling, and prevent accidental movement of controls, knobs, switches, etc.

Finish


Metallic Gray (MG)

Catalog No.	Height	Width	Depth	Front Panel Space	Use Bud Alum. Chassis	Wgt. Lbs.
SB-2140	8.00"	14.25"	10.00"	6.56" x 12.81"	AC-424	11.50
SB-2141	7.50"	13.25"	9.00"	6.06" x 11.81"	AC-407	9.75
SB-2142	9.50"	17.00"	11.00"	8.06" x 15.56"	AC-411	15.25
SB-2143	6.00"	15.50"	9.00"	4.56" x 14.06"	AC-409	9.50

TRANSI-CASES



SHADOW CABINETS



SMALL CABINETS

Design Features

.05" aluminum. Front panel recessed .50" and fits contour of cabinet. Louvered sides. Welded back has opening. Four plastic feet furnished.

Bonus Features

Designed for bench or portable use. Lightweight yet strong. Reinforced flexible handle recessed to permit stacking. Carry handle limited to 25 Lb. load capacity.

Finish

Metallic Gray (MG).

	OVERALL SIZE			Recommended		Louvered		
Catalog No.	Height	Width	Depth	Bud Chassis	Panel Space	Rear Opening	Per side	Wgt Lbs.
WA-1540	8.00"	6.12"	8.00"	AC-402	7.79" x 5.92"	2.00" x 4.50"	1 Set	2.00
WA-1541	9.00"	8.12"	12.00"	AC-407	8.79" x 7.92"	2.00" x 6.50"	2 Sets	3.50
WA-1542	8.00"	10.12"	8.00"	AC-406	7.79" x 9.92"	2.00" x 8.50"	1 Set	3.75
WA-1543	11.00"	11.12"	18.00"	AC-416	10.79" x 10.92"	2.00" x 9.50"	3 Sets	5.50

PORTACABS



SHEET METAL BOXES

NEW PRODUCT

NEMA 1 JUNCTION BOXES WITH HINGED COVER

Easy-open hinged cover for access to electrical wiring. Removable concentric knockouts on all four sides. Heavy-duty steel box for all types of industrial and commercial wiring.

ORDERING INFORMATION

Catalog No. w/Knockouts	External Dimensions H x W x D	Wgt. (Lbs.)
JBH-4944-KO	6" x 4" x 3.5"	3
JBH-4953-KO	6" x 4" x 4"	3
JBH-4954-KO	6" x 6" x 3"	3
JBH-4945-KO	6" x 6" x 3.5"	3
JBH-4955-KO	6" x 6" x 4"	4
JBH-4956-KO	8" x 6" x 4"	5
JBH-4957-KO	8" x 8" x 4"	6
JBH-4958-KO	10" x 8" x 4"	7
JBH-4959-KO	10" x 8" x 6"	7
JBH-4960-KO	10" x 10" x 4"	8
JBH-4961-KO	10" x 10" x 6"	8

Design Features

- ◆ Heavy duty 16 ga. welded steel construction
- ◆ Hinged cover with slotted head cam lock
- ◆ Easily removable concentric knockouts on all four sides for industry standard conduit sizes. 3" depth box do not have knockouts on hinge side.
- ◆ Four wall mounting holes in back
- ◆ Embossed grounding hole in bottom allows easy access and flush wall mounting.
- ◆ Complies with NEMA and UL-50 Type 1 rating
- ◆ UL listed

Finish

Durable ANSI 65 grey powder coating



SHEET METAL BOXES

NEW PRODUCT

NEMA 1 JUNCTION BOXES WITH SCREW COVER

Lift-off screw cover for easy access to electrical wiring. Embossed grounding hole in bottom allows flush wall mounting. Available with or without knockouts.

ORDERING INFORMATION


Catalog No. w/o Knockouts	Catalog No. w/Knockouts	External Dimensions H x W x D	Wgt. (Lbs.)
JB-3950	JB-3950-KO	4" x 4" x 3"	
JB-3951	JB-3951-KO	4" x 4" x 4"	
JB-3952	JB-3952-KO	6" x 4" x 3"	
JB-3944	JB-3944-KO	6" x 4" x 3.5"	
JB-3953	JB-3953-KO	6" x 4" x 4"	
JB-3954	JB-3954-KO	6" x 6" x 3"	
JB-3945	JB-3945-KO	6" x 6" x 3.5"	
JB-3955	JB-3955-KO	6" x 6" x 4"	
JB-3956	JB-3956-KO	8" x 6" x 4"	
JB-3957	JB-3957-KO	8" x 8" x 4"	
JB-3958	JB-3958-KO	10" x 8" x 4"	
JB-3959	JB-3959-KO	10" x 8" x 6"	
JB-3960	JB-3960-KO	10" x 10" x 4"	
JB-3961	JB-3961-KO	10" x 10" x 6"	

Design Features

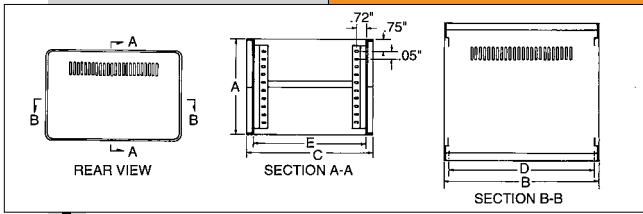
- ◆ Heavy duty 16 ga. welded steel construction
- ◆ Screwed on flat cover with key holes for easy assembly
- ◆ Easily removable concentric knockouts on all four sides for industry standard conduit sizes
- ◆ Four wall mounting holes in back
- ◆ Embossed grounding hole in bottom allows flush wall mounting
- ◆ Complies with NEMA and UL-50 Type 1 rating
- ◆ UL listed

Finish

Durable ANSI 65 grey powder coating



CHAMPION SERIES




Design Features

- ◆ Top, bottom, front and rear panels, .05" aluminum
- ◆ Ventilation slots in bottom and rear panel
- ◆ Easily assembled with eight self-threading screws
- ◆ No screws on front or rear panels
- ◆ Designed to allow for maximum interior space
- ◆ Removable top and bottom provide easy access to components
- ◆ Four self-adhesive rubber feet provided

Finishes

Black Texture (BT) top and bottom, with smooth White front & rear panels.

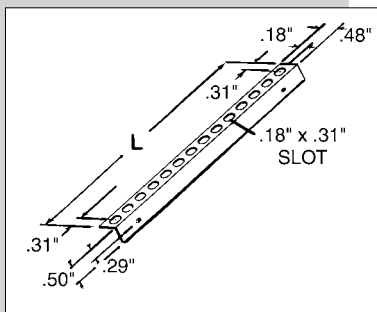


CHAMPION SERIES						
Catalog No.	Height A	Width B	Depth C	Clear Inside Width D	Clear Inside Depth E	Wgt. Lbs.
CS-11202	4.00"	6.00"	6.00"	5.37"	5.12"	1.5
CS-11204	4.00"	9.00"	8.00"	8.37"	8.12"	2.0
CS-11206	4.00"	12.00"	8.00"	11.37"	17.12"	2.5
CS-11208	6.00"	9.00"	8.00"	8.37"	7.12"	2.5
CS-11210	6.00"	12.00"	8.00"	11.37"	7.12"	3.0
CS-11212	6.00"	12.00"	10.00"	11.37"	9.12"	3.5
CS-11214	8.00"	9.00"	8.00"	8.37"	7.12"	3.0
CS-11216	8.00"	12.00"	10.00"	11.37"	9.12"	4.0

OPTIONAL ACCESSORIES

SUPPORT ANGLE KIT

Kit includes 2 support angles, 4 screws and 4 clip nuts.
Material: .05" aluminum, natural finish.



DESIGN FEATURES

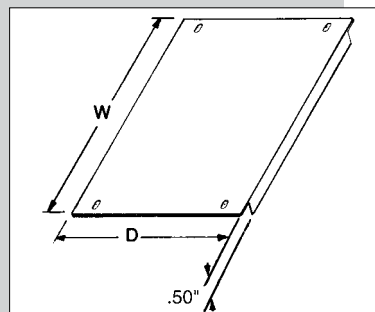
- ◆ Support angles attach with only two screws per angle
- ◆ Component mounting holes punched on .50" centers
- ◆ Angles may be adjusted up and down at .50" increments
- ◆ Support angles, attached to front and rear panels, allow easy assembly of interior components before attaching top and bottom

Catalog No.	Fits	Length	Wgt. Oz.
CSA-11262	CS-11202	5.12"	1.2
CSA-11264	CS-11204, 06, 08, 10, 14	7.12"	1.5
CSA-11266	CS-11212, 16	9.12"	1.8

CSH-11280 HARDWARE KIT: Additional hardware for component mounting consists of (4) #6-32 x .31" screws and (4) #6-32 clip nuts.

CHASSIS KIT

Kit includes 1 chassis, 2 support angles, 8 screws and 8 clip nuts.
Material: .05" aluminum, natural finish.



DESIGN FEATURES

- ◆ .53" clearance between chassis and front and rear panels
- ◆ Chassis may be moved to front or back by .50" allowing maximum clearance for components and wire routing
- ◆ .50" flange on front and rear of chassis provides increased stiffness

Catalog No.	Fits	Length	Wgt. Oz.	
CSC-11242	CS-11202	5.25"	4.06"	3.5
CSC-11244	CS-11204, 08, 14	8.25"	6.06"	6.3
CSC-11246	CS-11206, 10	11.25"	6.06"	8.0
CSC-11248	CS-11212, 16	11.25"	8.06"	10.2

Design Features

16 gauge steel. Snap-in handles.

Bonus Features

Solid steel hinged top, with rear ventilation slots, opens completely. Remove 19" panels by simply removing panel trim bar.

Finish

Metallic Gray (MG)

Catalog No.	Overall Height	Panel Space/Slope	Overall Depth	Wgt. Lbs.
C-1555	11.90"	3.50" Vertical (plus 7.00" Sloping)	14.18"	26
C-1557	14.78"	3.50" Vertical (plus 10.50" Sloping)	16.25"	29

SLOPING PANEL PRESTIGE CABINETS



Design Features

Nine sizes, each with removable front panel.

Bonus Features


Hinged top opens completely for access to components mounted on chassis.

Finish

Metallic Gray (MG)

Catalog No.	Height	Width	Depth	Chassis to Fit	Wgt. Lbs.
C-1584	6.50"	7.06"	7.31"	AC-402	3.50
C-1585	6.50"	9.06"	7.31"	AC-405	2.50
C-1586	6.50"	11.06"	7.31"	AC-1413	3.75
C-1587	8.00"	8.06"	8.00"	AC-405	4.38
C-1588	8.00"	10.06"	8.00"	AC-406	5.06
C-1892	8.00"	13.06"	8.50"	AC-407	5.50
C-1893	10.00"	18.06"	10.50"	AC-415	12.50
C-1894	8.00"	14.06"	8.00"	AC-409	6.31
C-1896	9.00"	18.06"	8.18"	AC-1416	9.75

SLOPING PANEL CABINETS



Design Features

All steel construction with hinged front door. Slots on rear surface allow boxes to be easily mounted to a wall, panel, or post.

Finish

White Texture (WH)

Catalog No.	Height (A)	Width (B)	Depth (C)	Est. Wgt. Lbs.
WM-5510	8.00"	8.00"	4.00"	3.0
WM-5511	10.00"	8.00"	4.00"	3.5
WM-5512	12.00"	10.00"	4.00"	4.8
WM-5513	10.00"	10.00"	5.00"	4.6
WM-5514	12.00"	12.00"	6.00"	6.5

SMALL WALL MOUNT BOX



FUTURA BOXES

Design Features

Straight, 18 gauge steel front vertical panel. One-piece side and top. 20 gauge steel sides, top, base and rear panel. Sides fit into flanges on base.


Bonus Features

Chassis may be attached to base, front, or rear panels. Sides and top can be removed from base for easy access to interiors. Rubber feet furnished.

Finish

Royal Blue Texture (RB) body and rear panel,
White Texture (WH) front panel.

Catalog No.	H	W	D	Front Panel Space	Wgt Lbs.
MD-1960	7.00"	13.00"	8.00"	5.87" x 11.87"	6.75
MD-1961	8.00"	14.00"	9.00"	6.87" x 12.87"	7.75
MD-1962	8.00"	16.00"	9.00"	6.87" x 14.87"	8.50



EXTRUDED ALUMINUM BOXES

Design Features

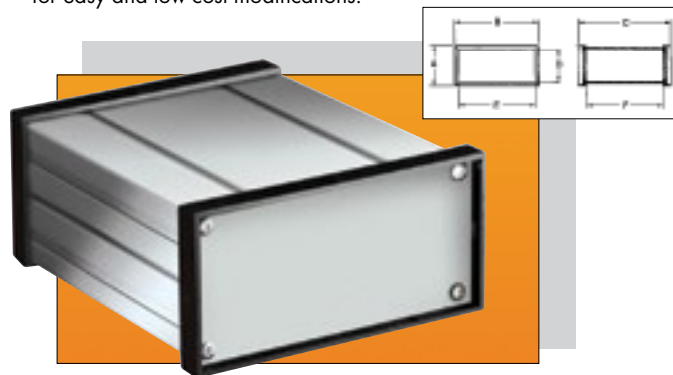
- ◆ One piece extruded aluminum housing
- ◆ Individual aluminum end panels
- ◆ ABS plastic panel bezels
- ◆ Internal PCB card guides

Finishes

Silver housing finish with black plastic bezels

Catalog No.	External Dimensions			Internal Dimensions			Wt.
	A	B	C	D	E	F	Oz
EX-4500	1.57"	3.14"	3.81"	1.14"	2.47"	3.00"	4.1
EX-4501	1.57"	3.14"	5.38"	1.14"	2.47"	4.56"	5.4
EX-4502	1.57"	3.14"	6.96"	1.14"	2.47"	6.14"	6.8
EX-4521	3.18"	6.14"	5.38"	2.80"	5.35"	4.56"	6.9
EX-4522	3.18"	6.14"	6.96"	2.80"	5.35"	6.14"	8.5
EX-4523	3.18"	6.14"	9.32"	2.80"	5.35"	8.50"	10.9
EX-4541	3.78"	3.78"	5.38"	3.04"	3.04"	4.56"	11.2
EX-4542	3.78"	3.78"	6.96"	3.04"	3.04"	6.14"	14.0
EX-4543	3.78"	3.78"	9.32"	3.04"	3.04"	8.50"	17.9

These low-cost extruded aluminum enclosures offer an alternative to the standard die-cast or fabricated aluminum box. The silver colored finish is offset by the black plastic bezels producing a classic, yet futuristic, appearance to your product. Removable end panels allow for easy and low-cost modifications.



SLOPE ENCLOSURES

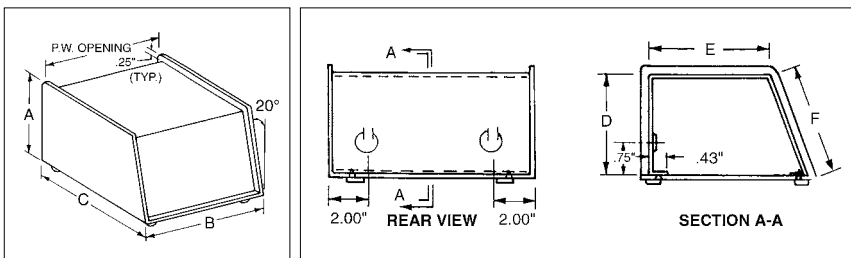
The clean, contemporary design of both units gives you excellent visibility of panel mounted components.

2 Piece Design

Base, .09" aluminum; cover, .05" aluminum. Rubber feet furnished.


Finishes

Base, Black Texture (BT). Cover, Smooth White.



Catalog No.	A	B	C	D	E	F	PW	Wgt. Lbs.
SC-12100	4.25"	4.93"	5.00"	3.87"	3.06"	4.12"	4.75"	1.25
SC-12101	3.25"	11.93"	10.00"	2.87"	8.43"	3.06"	11.75"	3.5

SC-12101



SC-12100



MINIBOXES

Design Features

.04" aluminum alloy. Two sections slip together and may be joined by either built-in snap lock or sheet metal screws (included).

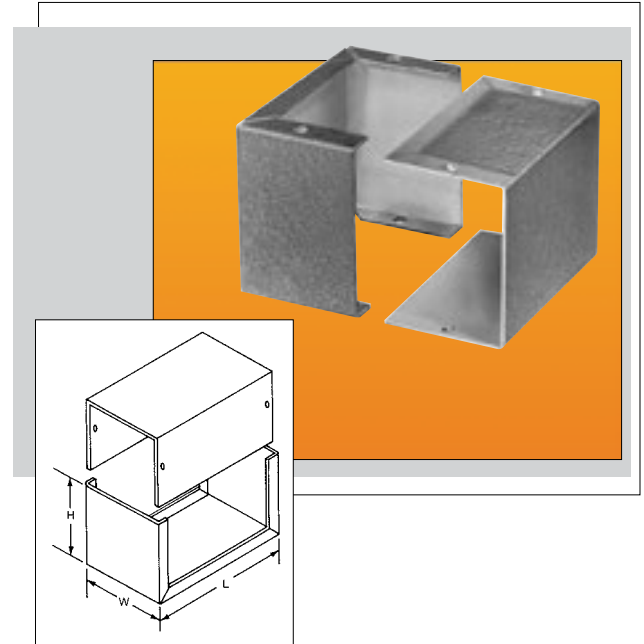
Bonus Features

Flanged sections assure proper shielding. Units can be used as separate housings or as part of larger assemblies.

Finishes

Natural (A) or Smooth Gray (B).

(Smooth Gray) Cat. No.	(Natural) Cat. No.	L	W	H	Wgt L-Bs.
CU-2100-B	CU-3000-A	2.75"	2.12"	1.62"	.25
CU-2101-B	CU-3001-A	3.25"	2.12"	1.62"	.25
CU-2102-B	CU-3002-A	4.00"	2.12"	1.62"	.25
CU-2103-B	CU-3003-A	4.00"	2.25"	2.25"	.25
CU-2104-B	CU-3004-A	5.00"	2.25"	2.25"	.25
CU-2105-B	CU-3005-A	5.00"	4.00"	3.00"	.50
CU-2106-B	CU-3006-A	5.25"	3.00"	2.12"	.25
CU-2107-B	CU-3007-A	6.00"	5.00"	4.00"	.75
CU-2108-B	CU-3008-A	7.00"	5.00"	3.00"	.75
CU-2109-B	CU-3009-A	8.00"	6.00"	3.50"	1.00
CU-2110-B	CU-3010-A	10.00"	6.00"	3.50"	1.25
CU-2111-B	CU-3011-A	12.00"	7.00"	4.00"	1.75

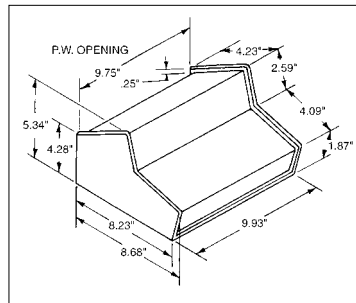
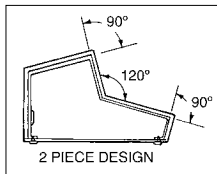


COMPUCAB SERIES

Another best-seller from Bud for good reason: These standard dual-slope enclosures have that custom-designed keyboard styling and, equally important, they can be used for a variety of instruments.


Design Features

Base and side, .09" aluminum; back panel and cover, .05" aluminum. Rubber feet furnished. Two configurations.



Catalog No.	Shipping Weight Lbs.
SC-13100	3.25
SC-13101	7.0

SC-13100



SC-13101

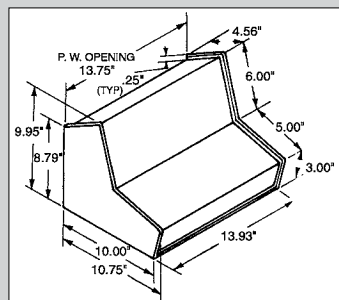
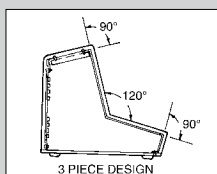


Bonus Features

Maximum visibility, no exposed screws on front panel area. Knockouts in louvered rear panel.


Finishes

Base, Black Texture (BT). Cover, Smooth White.



CHASSIS

ALUMINUM CHASSIS



From Bud, the widest selection of aluminum chassis in the industry: 45 sizes. Each is welded at stress points for assured, maximum strength and rigidity. Sides folded in at bottom for additional support. Bottom plate easily attached. Natural finish.

ALUMINUM CHASSIS						
Catalog No.	Width	Length	Height	Gauge	Wgt Lbs.	
*AC-1402	3.50"	4.50"	1.00"	.04"	.12	
AC-1404	4.00"	5.00"	2.00"	.04"	.25	
AC-1405	4.00"	6.00"	1.50"	.04"	.25	
AC-430	4.00"	6.00"	3.00"	.04"	.33	
AC-431	4.00"	6.00"	2.00"	.04"	.25	
AC-1407	4.50"	8.00"	1.50"	.04"	.25	
AC-402	5.00"	7.00"	2.00"	.04"	.33	
AC-429	5.00"	7.00"	3.00"	.04"	.50	
AC-403	5.00"	9.50"	2.00"	.04"	.50	
AC-401	5.00"	9.50"	2.50"	.04"	.50	
AC-421	5.00"	9.50"	3.00"	.04"	.62	
AC-404	5.00"	10.00"	3.00"	.04"	.62	
AC-1413	6.00"	8.00"	2.00"	.04"	.33	
AC-1414	6.00"	14.00"	3.00"	.05"	1.12	
AC-433	6.00"	17.00"	3.00"	.05"	1.25	
AC-405	7.00"	7.00"	2.00"	.04"	.50	
AC-406	7.00"	9.00"	2.00"	.04"	.50	
AC-407	7.00"	11.00"	2.00"	.04"	.62	
AC-408	7.00"	12.00"	3.00"	.04"	.87	
AC-409	7.00"	13.00"	2.00"	.04"	.75	
AC-411	7.00"	15.00"	3.00"	.05"	1.25	

* Not welded

ALUMINUM CHASSIS						
Catalog No.	Width	Length	Height	Gauge	Wgt Lbs.	
AC-1416	7.00"	17.00"	2.00"	.05"	1.12	
AC-423	7.00"	17.00"	3.00"	.05"	1.50	
AC-1418	8.00"	10.00"	2.50"	.04"	1.00	
AC-1419	8.00"	12.00"	2.50"	.05"	1.12	
AC-424	8.00"	12.00"	3.00"	.05"	1.25	
AC-412*	8.00"	17.00"	3.00"	.05"	1.75	
AC-1421	9.00"	15.00"	3.00"	.05"	1.50	
AC-413	10.00"	12.00"	3.00"	.05"	1.25	
AC-414	10.00"	14.00"	3.00"	.05"	1.50	
AC-415*	10.00"	17.00"	2.00"	.05"	1.50	
AC-416*	10.00"	17.00"	3.00"	.05"	1.75	
AC-427*	10.00"	17.00"	4.00"	.05"	2.50	
AC-1422	10.00"	17.00"	5.00"	.05"	2.25	
AC-1424	12.00"	12.00"	3.00"	.05"	1.50	
AC-418*	12.00"	17.00"	3.00"	.05"	2.25	
AC-419*	13.00"	17.00"	2.00"	.05"	2.62	
AC-420*	13.00"	17.00"	3.00"	.05"	2.75	
AC-428*	13.00"	17.00"	4.00"	.05"	3.25	
AC-1426	13.00"	17.00"	5.00"	.05"	3.50	
AC-1427	14.00"	17.00"	3.00"	.05"	2.75	
AC-1428	15.00"	17.00"	4.00"	.05"	3.25	
AC-1429	15.00"	17.00"	6.00"	.05"	4.12	
AC-1430	17.00"	17.00"	3.00"	.05"	3.25	
AC-1431	17.00"	17.00"	4.00"	.05"	3.87	

* Holes for customer supplied mounting brackets provided.

CHASSIS BOTTOM PLATES


Fits all chassis sizes. Used to protect wiring or components, or as dust covers on underside of chassis. Material: .04" thick aluminum.

CHASSIS BOTTOM PLATES			
Aluminum Natural Finish Cat. No.	Fits Width	Chassis Length	Wgt. Ozs.
BPA-1502	3.50"	4.50"	1
BPA-1504	4.00"	5.00"	2
BPA-1505	4.00"	6.00"	2
BPA-1507	4.50"	8.00"	3
BPA-1589	5.00"	7.00"	2
BPA-1590	5.00"	9.50"	2
BPA-1591	5.00"	10.00"	4
BPA-1513	6.00"	8.00"	3
BPA-1514	6.00"	14.00"	5
BPA-1515	6.00"	17.00"	6
BPA-1592	7.00"	7.00"	3
BPA-1593	7.00"	9.00"	4
BPA-1594	7.00"	11.00"	4
BPA-1595	7.00"	12.00"	5
BPA-1596	7.00"	13.00"	8
BPA-1516	7.00"	15.00"	8
BPA-1517	7.00"	17.00"	8
BPA-1518	8.00"	10.00"	4
BPA-1519	8.00"	12.00"	6
BPA-1520	8.00"	17.00"	8
BPA-1522	9.00"	15.00"	8
BPA-1523	10.00"	12.00"	8
BPA-1524	10.00"	14.00"	8
BPA-1597	10.00"	17.00"	10
BPA-1527	12.00"	12.00"	10
BPA-1528	12.00"	17.00"	12
BPA-1598	13.00"	17.00"	14
BPA-1529	14.00"	17.00"	15
BPA-1530	15.00"	17.00"	16
BPA-1531	17.00"	17.00"	17

ALUMINUM PANEL CHASSIS

Fastens to mounting rails in racks. Can be used as a vertical chassis where depth is limited or where front service is required. Panel depth 5.28". Made of .05" aluminum alloy. Natural finish.

Catalog No.	Height	Weight Lbs.
CB-1370	1.75"	.75
CB-1371	3.50"	1.25
CB-1372	5.25"	1.50
CB-1373	7.00"	2.00
CB-1374	8.75"	2.25
CB-1375	10.50"	2.75
CB-1376	12.25"	3.00
CB-1377	14.00"	3.25



DIE-CAST ALUMINUM BOXES

ECONOBOX

THE LOW COST, Die-cast ALUMINUM ENCLOSURE

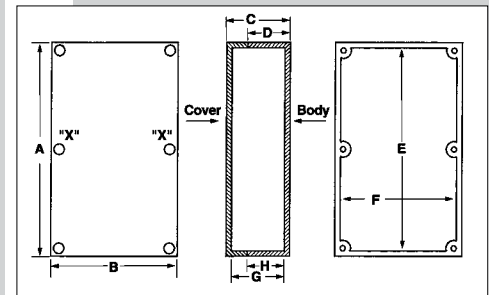
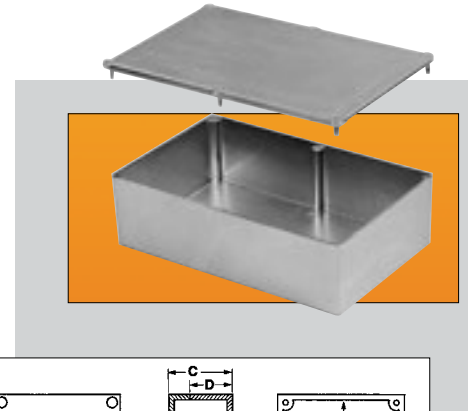
Bud offers fifteen box sizes, each with close-fitting flanged covers fastened to bosses in the body with screws. This, plus the thickness of the #ADC-12 aluminum alloy, offers excellent screening properties. These lightweight, easy to machine enclosures have a number of uses: instrument and meter cases, filter networks, junction bosses, switching, and many other applications requiring a small box. In addition, they're ideal for concealed or other interior use where a safety closure is necessary.

Finishes

Natural finish or Gray (add suffix G)

Catalog No.	External Dimensions				Internal Dimensions*				Wall	Wgt.
	Style A	A	B	C	D	E	F	G	H	Thickness
CU-123	3.62"	1.50"	1.21"	1.06"	3.30"	1.18"	1.09"	1.00"	.06"	.50
CU-124	4.37"	2.37"	1.21"	1.06"	4.05"	2.05"	1.09"	1.00"	.06"	.50
CU-234	4.68"	3.68"	2.21"	2.06"	4.24"	3.24"	2.09"	2.00"	.09"	.75
CU-247	7.39"	4.70"	2.21"	2.06"	7.08"	4.33"	2.09"	2.00"	.09"	1.25
CU-347	7.39"	4.70"	3.21"	3.06"	7.08"	4.33"	3.09"	3.00"	.09"	1.50
CU-470	2.00"	2.00"	1.25"	1.09"	1.80"	1.80"	1.10"	1.01"	.06"	.25
CU-471	4.33"	3.25"	1.75"	1.59"	4.06"	3.00"	1.60"	1.51"	.09"	.75
CU-472	4.75"	3.15"	2.33"	2.17"	4.43"	2.35"	2.18"	2.09"	.09"	.75
CU-473	4.68"	3.68"	1.34"	1.18"	4.43"	3.43"	1.19"	1.10"	.09"	.75
CU-474	4.75"	4.75"	2.33"	2.17"	4.43"	4.43"	2.18"	2.09"	.09"	1.00
CU-475	4.75"	4.75"	3.75"	3.59"	4.30"	4.30"	3.60"	3.51"	.09"	1.25
CU-476	6.00"	3.25"	2.00"	1.84"	5.68"	2.93"	1.85"	1.76"	.09"	1.00
CU-477	7.39"	4.70"	1.50"	1.34"	7.14"	4.45"	1.35"	1.16"	.09"	1.00
CU-478	7.50"	7.50"	2.62"	2.46"	7.18"	7.18"	2.47"	2.38"	.09"	2.00
CU-479	4.37"	2.37"	2.13"	1.98"	4.05"	2.05"	1.98"	1.90"	.06"	.60

*Reference only - Request drawing for internal configuration and dimensions.
6-32 x .50" flat head cover mounting screws furnished.



DIE-CAST ALUMINUM BOXES

ECONOBOX

WITH MOUNTING BRACKET

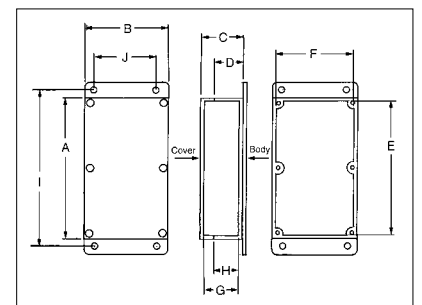

Low-cost die-cast aluminum boxes, with external mounting brackets, increase both adaptability and use.

Design Features

- ◆ ADC-12 aluminum alloy
- ◆ Excellent screening properties
- ◆ Close fitting covers attach with #6-32 screws
- ◆ Easily machined or modified to any application requirement
- ◆ Mounts to wall or panel with #10 size screws (not furnished)
- ◆ Heavy duty .09" thick external wall mounting bracket

Finishes Natural or smooth black powdercoat (add -B suffix to part number)

Catalog No.	External Dimensions				Internal Dimensions				Mtg. Dim.		Wall	Est. Wt.
	A	B	C	D	E	F	G	H	I	J	Tkns	Oz.
CU-4123	3.6"	1.50"	1.21"	1.06"	3.30"	1.18"	1.09"	1.00"	4.25"	0.50"	.06"	9.0
CU-4124	4.3"	2.37"	1.21"	1.06"	4.05"	2.05"	1.09"	1.00"	5.00"	1.25"	.06"	10.5
CU-4234	4.6"	3.68"	2.21"	2.06"	4.24"	3.24"	2.09"	2.00"	5.25"	2.56"	.09"	15.0
CU-4247	7.3"	4.70"	2.21"	2.06"	7.08"	4.33"	2.09"	2.00"	8.00"	3.50"	.09"	26.0
CU-4347	7.3"	4.70"	3.21"	3.06"	7.08"	4.33"	3.09"	3.00"	7.88"	3.50"	.09"	30.0
CU-4470	2.0"	2.00"	1.25"	1.09"	1.80"	1.80"	1.10"	1.01"	2.63"	.87"	.06"	5.0
CU-4471	4.3"	3.25"	1.75"	1.59"	4.06"	3.00"	1.60"	1.51"	5.00"	2.12"	.09"	14.5
CU-4472	4.7"	3.15"	2.33"	2.17"	4.43"	2.35"	2.18"	2.09"	5.38"	2.00"	.09"	14.5
CU-4473	4.6"	3.68"	1.34"	1.18"	4.43"	3.43"	1.19"	1.10"	5.25"	2.56"	.09"	14.5
CU-4474	4.7"	4.75"	2.33"	2.17"	4.43"	4.43"	2.18"	2.09"	5.38"	3.50"	.09"	19.5
CU-4475	4.7"	4.75"	3.75"	3.59"	4.30"	4.30"	3.60"	3.51"	5.25"	3.50"	.09"	23.5
CU-4476	6.00"	3.25"	2.00"	1.84"	5.68"	2.93"	1.85"	1.76"	6.63"	2.12"	.09"	20.0
CU-4477	7.39"	4.70"	1.50"	1.34"	7.14"	4.45"	1.35"	1.16"	8.00"	3.50"	.09"	20.5
CU-4478	7.50"	7.50"	2.62"	2.46"	7.18"	7.18"	2.47"	2.38"	8.13"	6.25"	.09"	39.0
CU-4479	4.37"	2.37"	2.13"	1.98"	4.05"	2.05"	1.98"	1.90"	5.00"	1.25"	.06"	11.5



DIE-CAST ALUMINUM BOXES

ECONOBOX

WITH MOUNTING BRACKET COVER

Low-cost die-cast aluminum boxes, with external mounting brackets cast into the cover, increase both adaptability and use.


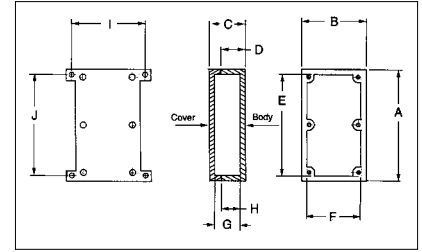
Design Features

- ◆ ADC-12 aluminum alloy
- ◆ Excellent screening properties
- ◆ Close fitting covers attach with #6-32 screws
- ◆ Easily machined or modified to any application requirement
- ◆ Mounts to wall or panel with #6 size screws (not furnished)

Catalog No.	External Dimensions				Internal Dimensions				Mtg. Dim.		Wall	Est. Wt.
	A	B	C	D	E	F	G	H	I	J	Tkns	Oz.
CU-5123	3.62"	1.50"	1.21"	1.06"	3.30"	1.18"	1.09"	1.00"	1.97"	3.25"	.06"	9.0
CU-5124	4.37"	2.37"	1.21"	1.06"	4.05"	2.05"	1.09"	1.00"	2.84"	3.99"	.06"	10.5
CU-5234	4.68"	3.68"	2.21"	2.06"	4.24"	3.24"	2.09"	2.00"	4.15"	4.31"	.09"	15.0
CU-5247	7.39"	4.70"	2.21"	2.06"	7.08"	4.33"	2.09"	2.00"	5.17"	7.02"	.09"	26.0
CU-5347	7.39"	4.70"	3.21"	3.06"	7.08"	4.33"	3.09"	3.00"	5.17"	7.02"	.09"	30.0
CU-5470	2.00"	2.00"	1.25"	1.09"	1.80"	1.80"	1.10"	1.01"	2.46"	1.62"	.06"	5.0
CU-5471	4.33"	3.25"	1.75"	1.59"	4.06"	3.00"	1.60"	1.51"	3.72"	3.96"	.09"	14.5
CU-5472	4.75"	3.15"	2.33"	2.17"	4.43"	2.35"	2.18"	2.09"	3.62"	4.38"	.09"	14.5
CU-5473	4.68"	3.68"	1.34"	1.18"	4.43"	3.43"	1.19"	1.10"	4.15"	4.31"	.09"	14.5
CU-5474	4.75"	4.75"	2.33"	2.17"	4.43"	4.43"	2.18"	2.09"	5.21"	4.37"	.09"	19.5
CU-5475	4.75"	4.75"	3.75"	3.59"	4.30"	4.30"	3.60"	3.51"	5.21"	4.37"	.09"	23.5
CU-5476	6.00"	3.25"	2.00"	1.84"	5.68"	2.93"	1.85"	1.76"	3.72"	5.60"	.09"	20.0
CU-5477	7.39"	4.70"	1.50"	1.34"	7.14"	4.45"	1.35"	1.16"	5.17"	7.02"	.09"	20.5
CU-5478	7.50"	7.50"	2.62"	2.46"	7.18"	7.18"	2.47"	2.38"	7.97"	7.12"	.09"	39.0
CU-5479	4.37"	2.37"	2.13"	1.98"	4.05"	2.05"	1.98"	1.90"	2.84"	3.98"	.06"	11.5

Finishes

Natural or smooth black powdercoat (add -B suffix to part number)




DIE-CAST ALUMINUM BOXES

ANS-SERIES

WITH EMI/RFI SHIELDING

These die-cast boxes meet NEMA 1,2,4,4X 12, 13 and IP65 ratings and can be mounted without need of removing cover with exposure of internal components.



Design Features

- ◆ Rugged #ADC-12 die-cast aluminum alloy
- ◆ Thick wall (0.098 inch, 2.5 mm) construction provides strength and rigidity for heavy duty applications
- ◆ One-piece molded outer Silicone gasket provides reliable and long lasting sealing to meet NEMA 4X and IP65 requirements
- ◆ Second wire-mesh with sponge rubber gasket provides excellent EMI/RFI protection
- ◆ Captive cover assembly screws (M4) are located outside the sealing area
- ◆ Recessed area on cover surface for decals
- ◆ Available in natural finish or in smooth black powder-coat finish
- ◆ Easily machined and modified to your particular requirements

DIE-CAST ALUMINUM BOXES

IPS-SERIES


ALUMINUM NEMA 4X BOX

Design Features

- ◆ Rugged #ADC-10 die cast aluminum alloy.
- ◆ Thick wall (0.098 inch, 2.5 mm) construction provides strength and rigidity for heavy duty applications.
- ◆ One-piece molded outer Silicone gasket provides reliable and long lasting sealing to meet NEMA 4X and IP67 requirements for outdoor and limited submerged applications up to one meter depth.
- ◆ Captive cover assembly screws (M4) are located outside the sealing area.
- ◆ Recessed area on cover surface for decals.
- ◆ Available in natural finish
- ◆ Easily machined and modified to your particular requirements

Accessories

External wall mounting bracket kit available. Order P/N ANX-1390, ANX-1390-B OR ANX-1390-G to match finish.



ORDERING INFORMATION

Catalog No.		Dimensions		
Natural Finish	Black Finish	Overall L x W x D Exc. Mtg. Ears (Inches)	Inside L x W x D* (Inches)	Wgt. (Oz.)
ANS-3801	ANS-3801-B	3.79 x 3.79 x 1.77	2.83 x 2.64 x 1.53	10.4
ANS-3803	ANS-3803-B	3.79 x 3.79 x 2.64	2.83 x 2.64 x 2.40	11.6
ANS-3805	ANS-3805-B	7.56 x 3.78 x 1.77	6.69 x 2.91 x 1.54	17.4
ANS-3807	ANS-3807-B	7.56 x 3.78 x 2.64	6.69 x 2.91 x 1.95	19.2
ANS-3809	ANS-3809-B	10.79 x 6.81 x 2.60	9.92 x 5.94 x 2.36	37.7
ANS-3811	ANS-3811-B	10.79 x 6.81 x 3.94	9.92 x 5.94 x 3.70	44.0
ANS-3813	ANS-3813-B	5.91 x 3.94 x 1.97	5.03 x 3.06 x 1.73	17.6
ANS-3815	ANS-3815-B	5.91 x 3.94 x 2.95	5.03 x 3.06 x 2.71	21.5
ANS-3817	ANS-3817-B	7.87 x 5.91 x 1.97	7.00 x 5.03 x 1.73	30.3
ANS-3819	ANS-3819-B	7.87 x 5.91 x 2.95	7.00 x 5.03 x 2.71	35.6

*Inside depth dimension excludes mounting bosses. For clearance above mounting bosses, deduct 0.31" from depth dimension (D).

Accessories

- ◆ External wall mounting bracket kit available. Order P/N ANX-1390, ANX-1390-B OR ANX-1390-G to match finish.

ORDERING INFORMATION

Natural Finish Catalog No.	Overall Dimensions L x W x D Exc. Mtg. Ears	Inside dimensions L x W x D**
IPS-3901	3.79" x 3.79" x 1.77	2.83" x 2.64" x 1.53"
IPS-3903	3.79" x 3.79" x 2.64	2.83" x 2.64" x 2.40"
IPS-3905	7.56" x 3.78" x 1.77	6.69" x 2.91" x 1.54"
IPS-3907	7.56" x 3.78" x 2.64	6.69" x 2.91" x 1.95"
IPS-3909	10.79" x 6.81" x 2.60	9.92" x 5.94" x 2.36"
IPS-3911	10.79" x 6.81" x 3.94	9.92" x 5.94" x 3.70"
IPS-3913	5.91" x 3.94" x 1.97	5.03" x 3.06" x 1.73"
IPS-3915	5.91" x 3.94" x 2.95	5.03" x 3.06" x 2.71"
IPS-3916	7.87" x 5.91" x 1.10	7.06" x 5.09" x 0.94"
IPS-3917	7.87" x 5.91" x 1.97	7.00" x 5.03" x 1.73"
IPS-3919	7.87" x 5.91" x 2.95	7.00" x 5.03" x 2.71"
IPS-3921	5.98" x 4.41" x 1.18	5.12" x 3.54" x .98"
IPS-3923	5.98" x 4.41" x 2.17	5.12" x 3.54" x 1.97"
IPS-3925	6.38" x 6.38" x 2.17	5.51" x 5.51" x 1.97"
IPS-3927	6.38" x 6.38" x 3.15	5.51" x 5.51" x 2.95"
IPS-3929	7.95" x 5.59" x 2.17	7.09" x 4.72" x 1.97"
IPS-3931	7.95" x 5.59" x 3.15	7.09" x 4.72" x 2.95"
IPS-3933	10.31" x 7.17" x 2.17	9.45" x 6.30" x 1.97"
IPS-3935	10.31" x 7.17" x 3.54	9.45" x 6.30" x 3.35"

**Inside depth dimension excludes mounting bosses. For clearance above mounting bosses, refer to detail drawing posted on website.



Die-cast in aluminum alloy and resistant to atmospheric and marine corrosion, these enclosures are ideal for housing sensitive electronic assemblies and pneumatic, hydraulic, and electrical devices in wet and dirty commercial and industrial environments.

Design Features


- ◆ Designed to IP65 of IEC 529 and NEMA 1, 2, 4, 4X, 12, and 13 specifications.
- ◆ Wallmounting holes (on Style A) and cover attaching screws are outside the sealing area, preventing ingress of moisture and dust. (Style B does not have wallmounting holes).
- ◆ Cover incorporates a recessed gasket.
- ◆ Internal bosses for mounting PCBs horizontally or for connecting terminals, ground, etc. (Requires hardware kit #57-58, ordered separately).
- ◆ Most models have internal guide slots for mounting PCB assemblies vertically.
- ◆ Cover mounting holes are roll threaded and screws are recessed.
- ◆ Tested and passed UL508-4 requirements.
- ◆ 80°C maximum operating temperature.
- ◆ Optional brackets. See page 46.

Specifications

Body & cover: Aluminum Alloy #ADC-12.
 Gasket: Silicone.
 Cover Screws: M4 Stainless Steel, non-magnetic.

Finishes

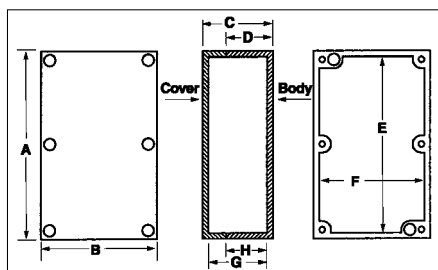
Natural finish or Gray (add suffix G).
 All sizes are available in natural finish. Some sizes are also available in smooth gray powder-coat finish as standard stocking items.



Catalog Numbers		External Dimensions				Internal Dimensions*				Internal Grounding or PCB Mounting Holes		Wall	Wgt.
Style A	Style B	A	B	C	D	E	F	G	H	0.125" Dia. ¹	0.136" Dia. ¹	Thickness	Oz.
	AN-1300	3.54"	1.42"	1.18"	0.98"	3.17"	1.04"	0.97"	0.87"	2	0	0.11"	5
	AN-1301	2.52"	2.28"	1.38"	1.17"	2.19"	1.95"	1.17"	1.07"	2	0	0.13"	5
	AN-1302	4.53"	2.56"	1.18"	0.98"	4.13"	2.15"	0.98"	0.88"	4	0	0.13"	8
	AN-1303	4.53"	2.56"	2.17"	1.96"	4.03"	2.07"	1.96"	1.86"	4	0	0.13"	12
	AN-1304	4.53"	3.54"	2.17"	1.96"	4.01"	3.03"	1.96"	1.86"	4	0	0.13"	14
	AN-1305	5.83"	4.25"	2.95"	2.52"	5.34"	3.76"	2.71"	2.42"	4	0	0.13"	24
	AN-1306	6.73"	4.76"	2.17"	1.73"	6.27"	4.30"	1.89"	1.60"	4	0	0.13"	24
	AN-1307	8.75"	5.75"	2.17"	1.98"	8.27"	5.29"	1.95"	1.85"	4	0	0.12"	49
	AN-1308	8.75"	5.75"	3.25"	1.98"	8.27"	5.29"	3.02"	1.85"	4	0	0.12"	70
	AN-1309	4.75"	4.75"	4.00"	3.20"	4.38"	4.38"	3.80"	3.10"	4	0	0.13"	30
	AN-1310	6.25"	6.25"	4.00"	3.20"	5.88"	5.88"	3.80"	3.10"	4	0	0.13"	35
	AN-1311	1.97"	1.77"	1.12"	0.89"	1.78"	1.58"	0.93"	0.77"	0	1	0.12"	2.6
	AN-1312	3.85"	2.52"	1.35"	0.99"	3.61"	2.28"	1.12"	0.87"	0	4	0.12"	6.9
	AN-1313	4.90"	3.14"	1.59"	0.99"	4.60"	2.83"	1.36"	0.87"	3	4	0.12"	12.5
	AN-1314	4.90"	3.14"	2.26"	1.67"	4.60"	2.83"	2.03"	1.54"	3	4	0.12"	15.1
	AN-1315	5.91"	2.52"	1.45"	1.04"	5.63"	2.24"	1.13"	0.88"	0	4	0.15"	12.5
	AN-1316	6.29"	3.93"	2.37"	1.58"	5.98"	3.62"	2.13"	1.46"	1	6	0.12"	22.9
	AN-1317	6.29"	3.93"	3.19"	2.40"	5.98"	3.62"	2.95"	2.28"	1	6	0.12"	27.4
	AN-1318	2.19"	1.61"	1.22"	1.06"	1.91"	1.34"	1.10"	1.00"	1	0	0.06"	1.9
	AN-1319	3.13"	2.93"	2.05"	1.58"	2.85"	2.65"	1.91"	1.51"	6	0	0.07"	8
	AN-1320	4.04"	2.07"	1.00"	0.85"	3.79"	1.80"	0.87"	0.78"	2	0	0.07"	3.4
	AN-1321	6.89"	3.15"	2.36"	1.58"	6.61"	2.86"	2.22"	1.51"	2	0	0.07"	16.3
	AN-1322	7.87"	4.72"	2.95"	2.17"	7.56"	4.43"	2.81"	2.10"	12	0	0.07"	27.2
	AN-1323	10.24"	6.30"	3.56"	2.78"	9.84"	5.93"	3.39"	2.71"	17	0	0.07"	54.8

* Reference Only - Request drawing for internal configuration and dimensions.
¹ Use hardware kit #57-58 (contains [4] M3.5 x 6mm self tapping screws, [4] M3.5 lock washers, [4] M4 x 6mm self tapping screws, and [4] M4 lock washers).

For enclosures with external mounting brackets, see page 46.



DIE-CAST ALUMINUM BOXES

AN-SERIES

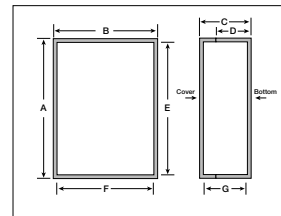

NEMA DIE-CAST ALUMINUM BOX WITH HINGED COVER

Design Features

- ◆ Hinged cover allows for easy access without risk of damage to cover
- ◆ External mounting brackets (included) allow the box to be mounted on a wall or panel without having to remove the cover and exposing internal components to the environment
- ◆ Rugged aluminum alloy die-cast box with NEMA 1, 2, 4, 4X, 12, and 13 and IP65 ratings
- ◆ Available in black powder coat finish
- ◆ Gasketed cover attaches with screws
- ◆ Easily machined and modified to your particular requirements

Finish

Smooth black powdercoat




Catalog No.	External Dimensions				Internal Dim.			Wt.
NEMA Hinged	A	B	C	D	E	F	G	Oz.
AN-2900	3.95"	3.04"	1.98"	1.39"	3.69"	2.43"	1.73"	9.75
AN-2901	4.54"	3.88"	2.19"	1.60"	4.28"	3.28"	1.93"	14.20

DIE-CAST ALUMINUM BOXES

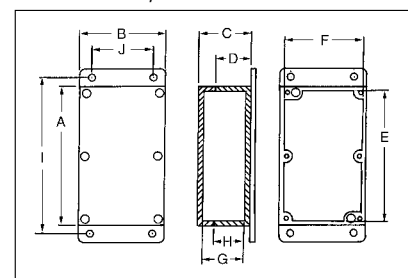
AN-SERIES

NEMA DIE-CAST ALUMINUM BOX WITH MOUNTING BRACKET

Die-cast aluminum NEMA boxes meet NEMA 1, 2, 4, 4X, 12, and 13 with external mounting brackets increasing both adaptability and use. These boxes allow for the mounting of the box without having to remove the cover, thereby possibly compromising the NEMA rating.



- ◆ Tested and listed to UL-508 Type 4X requirements (UL File #E194432)
- ◆ ADC-12 aluminum alloy
- ◆ Excellent screening properties
- ◆ Gasketed covers attach with M4 stainless steel screws
- ◆ Internal bosses for mounting PCBs horizontally or for connecting terminals, ground, etc. (Requires hardware kit #57-58, ordered separately)
- ◆ Most models also allow for vertical PCB mounting
- ◆ Mounts to wall or panel with #10 size screws (not furnished)
- ◆ Heavy duty .09" thick external wall mounting bracket
- ◆ Silicone gaskets (installed in natural finish boxes; included but not installed in black finish boxes)



NEW SIZES

Catalog Numbers	External Dimensions				Internal Dimensions*				Mtg. Dim.		Internal Grounding or PCB Mounting Holes .125" Dia. ¹	Wall Thickness	Wgt. Oz.
	A	B	C	D	E	F	G	H	I	J			
AN-2800	3.54"	1.42"	1.18"	.98"	3.17"	1.04"	.97"	.87"	4.25"	—	2	.11"	6.0
AN-2801	2.52"	2.28"	1.38"	1.17"	2.19"	1.95"	1.17"	1.07"	3.13"	1.25"	2	.13"	6.0
AN-2802	4.53"	2.56"	1.18"	.98"	4.13"	2.15"	.98"	.88"	5.19"	1.62"	4	.13"	10.0
AN-2803	4.53"	2.56"	2.17"	1.96"	4.03"	2.07"	1.96"	1.86"	5.19"	1.62"	4	.13"	14.0
AN-2804	4.53"	3.54"	2.17"	1.96"	4.01"	3.03"	1.96"	1.86"	5.25"	2.56"	4	.13"	16.0
AN-2805	5.83"	4.25"	2.95"	2.52"	5.34"	3.76"	2.71"	2.42"	6.38"	3.25"	4	.13"	28.0
AN-2806	6.73"	4.76"	2.17"	1.73"	6.27"	4.30"	1.89"	1.60"	7.38"	3.81"	4	.13"	28.0
AN-2807	8.75"	5.75"	2.17"	1.98"	8.27"	5.29"	1.95"	1.85"	9.38"	4.75"	4	.12"	57.0
AN-2808	8.75"	5.75"	3.25"	1.98"	8.27"	5.29"	3.07"	1.85"	9.38"	4.75"	4	.12"	78.0
AN-2809	4.75"	4.75"	4.00"	3.20"	4.38"	4.38"	3.80"	3.10"	5.25"	3.25"	4	.13"	33.5
AN-2810	6.25"	6.25"	4.00"	3.20"	5.88"	5.88"	3.80"	3.10"	6.75"	5.12"	4	.13"	40.0
AN-2811	1.97"	1.77"	1.12"	.89"	1.78"	1.58"	.93"	.77"	2.63"	.87"	1	.12"	3.6
AN-2812	3.85"	2.52"	1.35"	.99"	3.61"	2.28"	1.12"	.87"	4.50"	1.62"	2	.12"	9.0
AN-2813	4.90"	3.14"	1.59"	.99"	4.60"	2.83"	1.36"	.87"	5.56"	2.25"	6	.12"	16.0
AN-2814	4.90"	3.14"	2.26"	1.67"	4.60"	2.83"	2.03"	1.54"	5.62"	2.25"	6	.12"	18.5
AN-2815	5.91"	2.52"	1.45"	1.04"	5.63"	2.24"	1.13"	.88"	6.56"	1.62"	2	.15"	16.0
AN-2816	6.29"	3.93"	2.37"	1.58"	5.98"	3.62"	2.13"	1.46"	6.94"	3.00"	6	.12"	28.0
AN-2817	6.29"	3.93"	3.19"	2.40"	5.98"	3.62"	2.95"	2.28"	6.94"	3.00"	6	.12"	33.5
AN-2818	2.19"	1.61"	1.22"	1.06"	1.91"	1.34"	1.10"	1.00"	2.88"	.69"	1	.06"	N/A
AN-2819	3.13"	2.93"	2.05"	1.58"	2.85"	2.65"	1.91"	1.51"	3.75"	2.00"	6	.07"	N/A
AN-2820	4.04"	2.07"	1.00"	0.85"	3.79"	1.80"	0.87"	0.78"	4.69"	1.13"	2	.07"	N/A
AN-2821	6.89"	3.15"	2.36"	1.58"	6.61"	2.86"	2.22"	1.51"	7.63"	2.25"	2	.07"	N/A
AN-2822	7.87"	4.72"	2.95"	2.17"	7.56"	4.43"	2.81"	2.10"	8.63"	3.75"	12	.07"	N/A
AN-2823	10.24"	6.30"	3.56"	2.78"	9.84"	5.93"	3.39"	2.71"	10.88"	5.25"	6	.07"	N/A

* Reference Only - Request drawing for internal configuration and dimensions.

¹ Use hardware kit #57-58 (contains [4] M3.5 x 6mm self tapping screws, [4] M3.5 lock washers, [4] M4 x 6mm self tapping screws, and [4] M4 lock washers).

Finishes

Natural or smooth black powdercoat
(add -B suffix to part number)



DIE-CAST ALUMINUM BOXES

AN-SERIES

DIECAST ALUMINUM NEMA 4X BOX WITH EXTERNAL MOUNTING BRACKETS

- ◆ Integrally molded external mounting brackets allow the box to be mounted on a wall or panel without having to remove the cover and exposing internal components to the environment
- ◆ Rugged #ADC-12 alloy die cast aluminum box with NEMA 4X and IP65 ratings
- ◆ UL listed for UL508A Type 4, 4X, 12 and 13 - UL file #E194432
- ◆ Available in natural finish or in smooth black powder-coat finish
- ◆ Silicone sponge gasket provides long lasting seal under varying environmental conditions
- ◆ Stainless steel cover screws
- ◆ Easily machined and modified to your particular requirements
- ◆ Offers EMC protection

Catalog Number		Dimensions			Weight
Natural Finish	Black	Length	Width	Depth	(Oz.)
AN-2850	AN-2850-B	3.54"	1.42"	1.18"	6.0
AN-2851	AN-2851-B	2.52"	2.28"	1.38"	6.0
AN-2852	AN-2852-B	4.53"	2.56"	1.18"	10.0
AN-2853	AN-2853-B	4.53"	2.56"	2.17"	14.0
AN-2854	AN-2854-B	4.53"	3.54"	2.17"	16.0
AN-2855	AN-2855-B	5.83"	4.25"	2.95"	28.0
AN-2856	AN-2856-B	6.73"	4.76"	2.17"	28.0
AN-2857	AN-2857-B	8.75"	5.75"	2.17"	57.0
AN-2858	AN-2858-B	8.75"	5.75"	3.25"	78.0

Molded external mounting brackets protect internal components, allowing mounting without removing the cover. Silicone sponge gasket provides long lasting seal in varying environmental conditions.



Finishes

Available in natural finish or smooth black powder coating

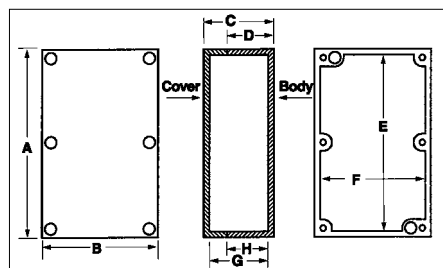
DIE-CAST ALUMINUM BOXES

CN-SERIES

NEMA DIE-CAST BOXES

Die-cast aluminum NEMA boxes meet NEMA 1, 2, 4, 4X, 12, 13 and IP65 ratings. Many sizes have internal card guides for PC board mounting or partitioning.


Catalog Numbers	External Dimensions				Internal Dimensions				Wall	Wgt.	Molded-in Card Guides
	A	B	C	D	E	F	G	H	Thickness	Oz.	
CN-5700	2.36	2.16	1.22	1.02	2.25	2.05	1.11	0.97	0.06	2.5	Yes
CN-5701	3.15	2.16	1.00	0.80	3.03	2.04	0.88	0.74	0.06	2.9	Yes
CN-5702	3.52	1.38	1.22	1.02	3.40	1.26	1.10	0.96	0.06	2.5	No
CN-5703	4.51	2.50	1.22	1.02	4.39	2.38	1.10	0.96	0.06	4.3	No
CN-5704	4.51	2.50	2.22	2.02	4.39	2.38	2.10	1.96	0.06	5.8	No
CN-5705	4.54	3.57	2.22	2.02	4.39	3.41	2.06	1.94	0.08	8.1	No
CN-5706	4.73	3.95	1.44	1.24	4.59	3.79	1.28	1.16	0.08	8.7	Yes
CN-5707	5.47	4.01	3.05	2.85	5.31	3.85	2.89	2.77	0.08	14.0	Yes
CN-5708	6.51	5.01	3.05	2.85	6.35	4.85	2.89	2.77	0.08	18.0	Yes
CN-5709	6.78	4.77	2.22	2.02	6.62	4.61	2.06	1.94	0.08	15.3	No
CN-5710	6.78	4.77	4.21	4.01	6.62	4.61	4.05	3.93	0.08	22.2	No
CN-5711	8.75	5.74	2.25	2.05	8.59	5.58	2.09	1.97	0.08	22.2	No
CN-5712	8.75	5.74	4.22	4.02	8.59	5.58	4.06	3.94	0.08	30.3	No
CN-5713	9.85	9.85	4.01	3.81	9.65	9.65	3.81	3.71	0.10	56.2	Yes
CN-5714	10.81	6.89	2.64	2.44	10.79	6.87	2.62	2.43	0.01	33.7	Yes



Design Features

- ◆ ADC-12 aluminum alloy
- ◆ Self-adhesive gasket easily attaches to cover
- ◆ Cover attaches with 4 or 6 screws for a secure and tight seal
- ◆ Internal card guides for PC Board mounting or partitioning (see table)
- ◆ Natural finish (other finishes available upon request)
- ◆ Easily machined and modified to your particular requirements

DIE-CAST EXTERNAL MOUNTING BRACKETS




External mounting brackets enable die-cast boxes to be wall or panel mounted without opening the box. Can be used with all AN and ANS series Bud die-cast boxes except the AN-2900 and AN-2901. Package consists of 4 brackets and attaching screws.

ORDERING INFORMATION		
Catalog No.	Description	Weight (oz.)
ANX-1390	Wall Mounting Bracket Kit - Natural	1.1
ANX-1390-B	Wall Mounting Bracket Kit - Black	1.1
ANX-1390-G	Wall Mounting Bracket Kit - Gray	1.1

DIE-CAST ALUMINUM BOXES

CN-SERIES

NEMA DIE-CAST BOXES WITH MOUNTING FLANGE

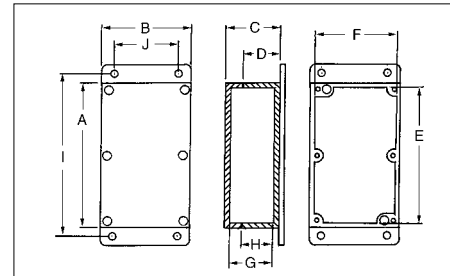


Die-cast aluminum NEMA boxes with mounting flanges can be wall- or panel-mounted without having to remove the cover. Mounting flanges are molded-in, eliminating welded-on plates that could trap fluids.

Design Features

- ◆ ADC-12 aluminum alloy
- ◆ Meets NEMA 1, 2, 4, 4X, 12, 13 and IP65 ratings
- ◆ Self-adhesive gasket easily attaches to cover
- ◆ Mounting flanges located on short side of the base
- ◆ Cover attaches with 4 or 6 screws for a secure and tight seal
- ◆ Internal card guides for PC Board mounting or partitioning
- ◆ Natural finish (other finishes available upon request)
- ◆ Easily machined and modified to your particular requirements

Catalog Numbers	External Dimensions				Internal Dimensions				Mtg. Dim.		Wall	Wgt.	Molded-in Card Guides
	A	B	C	D	E	F	G	H	I	J	Thickness	Oz.	
CN-6702	3.52	1.38	1.22	1.02	3.40	1.26	1.10	0.96	4.00	-----	0.06	3.0	Yes
CN-6703	4.51	2.50	1.22	1.02	4.39	2.38	1.10	0.96	5.00	1.18	0.06	5.0	Yes
CN-6704	4.51	2.50	2.22	2.02	4.39	2.38	2.10	1.96	5.00	1.18	0.06	7.8	Yes
CN-6705	4.54	3.57	2.22	2.02	4.42	3.45	2.10	1.96	5.00	1.97	0.06	10.0	Yes
CN-6706	4.73	3.95	1.44	1.24	4.57	3.79	1.28	1.16	5.40	2.37	0.08	10.6	Yes
CN-6707	5.47	4.01	3.05	2.85	5.31	3.85	2.89	2.77	6.18	2.37	0.08	18.1	Yes
CN-6708	6.51	5.01	3.05	2.85	6.35	4.85	2.89	2.77	7.17	3.15	0.08	22.4	Yes
CN-6709	6.78	4.77	2.22	2.02	6.62	4.61	2.06	1.94	7.44	3.15	0.08	18.5	Yes
CN-6710	6.78	4.77	4.21	4.01	6.62	4.61	4.05	3.93	7.44	3.15	0.08	30.1	Yes
CN-6711	8.75	5.74	2.25	2.05	8.59	5.58	2.09	1.97	9.37	3.86	0.08	26.0	Yes



SHEET METAL BOXES

PUSH BUTTON BOXES

Perfect for industrial applications requiring pushbuttons or switches in corrosive environments. Variety of sizes and depths available. 1-4 holes.



ORDERING INFORMATION				
Part Number 22.5mm Pushbutton	Part Number 30.5mm Pushbutton	No. of Pushbutton Holes	External Dimensions H x W x D	Wgt. (Lbs.)
SPB-3901	SPB-3921	1	3.50" x 3.25" x 2.75"	
SPB-3902	SPB-3922	2	5.75" x 3.25" x 2.75"	
SPB-3903	SPB-3923	3	8.00" x 3.25" x 2.75"	
SPB-3904	SPB-3924	4	10.25" x 3.25" x 2.75"	

Finish

Durable ANSI 65 grey powder coating

Design Features

- ◆ Heavy duty 14 ga. steel seam welded construction
- ◆ Cover with captive screws and sealing washer
- ◆ Cover screws thread into sealed nuts for additional sealing protection
- ◆ Cover has oil resistant die-cut gasket for reliable and lasting protection against dust, water and oil
- ◆ Cover supplied with 22.5mm or 30.5mm four-way pushbutton holes
- ◆ Welded ground nut inside body
- ◆ External flanges with holes for wall mounting
- ◆ Designed to comply with NEMA and UL-508A Type 12 and 13 rating
- ◆ UL listed



FIBERGLASS BOXES

FIBERGLASS NEMA BOX



ORDERING INFORMATION

Catalog No.		External Dimensions (without mounting feet) H x W x D	Internal Dimensions H x W x D
Latch	No Latch		
NFL-6630	NF-6610	7.74" x 7.74" x 4.50"	6.10" x 6.10" x 4.20"
NFL-6631	NF-6611	9.64" x 7.76" x 4.50"	8.00" x 6.10" x 4.20"
NFL-6632	NF-6612	11.78" x 9.90" x 6.50"	10.10" x 8.26" x 6.10"
NFL-6633	NF-6613	13.78" x 11.90" x 6.50"	12.10" x 10.30" x 6.10"
NFL-6634	NF-6614	15.79" x 13.89" x 6.50"	14.15" x 12.25" x 6.10"

No Latch Version: Hinged cover, no latch. Cover secured with two stainless steel screws.

Latch Version: Hinged cover with quick-release, padlockable stainless steel latch.

*UL listing is pending for latch version.

Design Features

- ◆ Durable and easy to machine fiberglass reinforced plastic (SMC)
- ◆ Provides outstanding protection against corrosion
- ◆ Chemical resistant and impervious to dents
- ◆ Designed to meet NEMA 1, 2, 4, 4X, 12, 13, and IP66
- ◆ Stainless steel hinge, screws, and wall mounting brackets
- ◆ UL listed and tested to UL508-4X requirements (UL listing pending for Latch version)
- ◆ Finish: Light gray
- ◆ Includes removable 14 ga. white powder coated steel inner panel



Applications

- ◆ Instrument cases
- ◆ Control housings
- ◆ Terminal wiring enclosures
- ◆ Meter cases
- ◆ Junction boxes
- ◆ Wash down environments
- ◆ Wet, dry and/or corrosive environments

STEEL BOXES

SN-SERIES

NEMA SHEET METAL BOX



These sheet metal boxes meet NEMA 1, 2, 4, 4X, 12, 13 and IP65 ratings and can be mounted without need to remove cover and expose internal components.

Design Features

- ◆ Made from durable 14 ga. Steel (0.078" thick)
- ◆ Smooth continuous welded seams
- ◆ External mounting brackets allow the box to be mounted on a wall or panel without having to remove the cover and exposing internal components to the environment
- ◆ Hinged cover clamps to base with stainless steel screws and brackets for a watertight seal
- ◆ Weld nuts for inner panel mounting
- ◆ Bonding studs for grounding are provided on base and door
- ◆ Easily machined and modified to your particular requirements
- ◆ Indoor/outdoor
- ◆ Internal panel included
- ◆ Tested and passed UL508-4X requirements

Catalog No.	External Dimensions			Wgt. (Lbs.)
	H	W	D	
SN-3700	6"	4"	3"	4.2
SN-3701	8"	6"	3.5"	7.2
SN-3702	6"	6"	4"	6.2
SN-3703	12"	10"	5"	16.0
SN-3704	10"	8"	6"	12.6
SN-3705	12"	12"	6"	19.6
SN-3706	14"	12"	6"	21.6
SN-3707	16"	14"	6"	27.0
SN-3708	14"	12"	8"	24.0
SN-3709	16"	14"	10"	32.6

Finish

Gray powdercoat

Accessories

Comes with a 14 ga. steel, powder-coated removable inner panel



STEEL BOXES

SNB-SERIES

NEMA SHEET METAL BOX



- ◆ Continuous seam welded 16 ga. steel or stainless steel construction.
- ◆ Hinged cover clamps to the base with keyed quarter turn latch for a watertight seal.
- ◆ External mounting brackets allow box to be mounted on a wall or panel without having to remove the cover and exposing internal components to the environment.
- ◆ Bonding studs for grounding are provided on base and door.
- ◆ Internal panel and hardware included.
- ◆ Tested and listed to UL-508 Type 4x requirements (UL File #E194432).
- ◆ Easily machined and modified to your particular requirements.
- ◆ Note: SNB-3738 through SNB-3743 part numbers are pending UL listing. All stainless steel versions are pending UL listing.



Finish

Smooth Gray powder coat. Internal Panel — Clear zinc plate.

ORDERING INFORMATION				
Powder Coated Steel			304 Stainless Steel	
Catalog No.	External Dimensions H x W x D	Wgt. (Lbs.)	Catalog No.	Width
SNB-3730	9.84" x 7.87" x 5.91"	8.6	SNB-3730-SS	5.91"
SNB-3731	11.81" x 9.84" x 5.91"	11.6	SNB-3731-SS	7.87"
SNB-3732	11.81" x 9.84" x 7.87"	12.8	SNB-3732-SS	7.87"
SNB-3733	11.81" x 11.81" x 5.91"	13.0	SNB-3733-SS	9.84"
SNB-3734	11.81" x 11.81" x 7.87"	14.8	SNB-3734-SS	9.84"
SNB-3735	15.75" x 11.81" x 5.91"	16.2	SNB-3735-SS	9.84"
SNB-3736	15.75" x 11.81" x 7.87"	18.2	SNB-3736-SS	9.84"
SNB-3737	15.75" x 15.75" x 7.87"	22.6	SNB-3737-SS	13.78"
SNB-3738	7.87" x 5.91" x 5.91"	5.2	SNB-3738-SS	3.94"
SNB-3739	7.87" x 7.87" x 3.98"	4.6	SNB-3739-SS	5.91"
SNB-3740	9.84" x 9.84" x 5.91"	9.7	SNB-3740-SS	7.87"
SNB-3741	9.84" x 7.87" x 3.98"	5.7	SNB-3741-SS	5.91"
SNB-3743	15.75" x 13.98" x 7.87"	19.8	SNB-3743-SS	12.01"



STAINLESS STEEL

Finish

Natural, exterior polished. Internal Panel — Clear zinc plate.



SNC-SERIES

WITH LIFT-OFF SCREW COVER

ORDERING INFORMATION			
Catalog No.	External Dimensions H x W x D	Weight (Lbs.)	
SNC-3750	9.84" x 7.87" x 5.91"	8.65	
SNC-3751	11.81" x 9.84" x 5.91"	11.15	
SNC-3752	11.81" x 9.84" x 7.87"	12.65	
SNC-3753	11.81" x 11.81" x 5.91"	12.80	
SNC-3754	11.81" x 11.81" x 7.87"	14.30	
SNC-3755	15.75" x 11.81" x 5.91"	15.80	
SNC-3756	15.75" x 11.81" x 7.87"	18.30	
SNC-3757	15.75" x 15.75" x 7.87"	19.90	

Similar to the popular SNB series, the SNC provides the option of an alternative secure screw closure.

Design Features

- ◆ Designed to meet NEMA 1, 2, 4, 4X, 12, 13, and IP65 ratings
- ◆ UL listed to UL508-4X requirements (pending)
- ◆ Continuous seam welded 16 ga. steel construction
- ◆ Screw mounted lift off cover
- ◆ Bonding studs for grounding are provided on base and cover
- ◆ Finish: smooth gray powder coat
- ◆ Easily machined and modified to your particular requirements
- ◆ Includes stainless steel wall mounting bracket kit
- ◆ Includes 14 ga. steel, zinc plated removable inner panel

PLASTIC BOXES

UL/NEMA/IEC

NBF-SERIES

These gasketed all-plastic enclosures have been designed to meet NEMA 1, 2, 4, 4x, 12, 13 and IEC529-IP66 requirements, which allows them to be used in many wet, dirty and/or corrosive environments.

Design Features

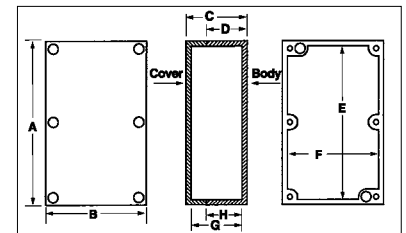
- ◆ Designed to IP66 of IEC 529 and NEMA 1, 2, 4, 4x, 12, and 13 specifications.
- ◆ All plastic construction including hinge pins.
- ◆ Comes complete with stainless steel wall mounting brackets and hardware.
- ◆ Style A has two or three plastic latches.
- ◆ Style B has two plastic latches and one stainless steel padlockable latch.

Indoor Versions:

- ◆ ABS plastic enclosures are molded out of light gray material with UL94-HB flammability rating. (Not UL Listed.)
- ◆ ABS/PC blended plastic enclosures are molded out of light gray material with UL94-5VA flammability rating. Suggested service temperature range -40°C to +70°C.
- ◆ Clear doors, for all models, are molded out of polycarbonate material with UL94-V0 flammability rating.

Outdoor Versions:

- ◆ *PC/PBT blended plastic enclosures are molded out of light gray material with UL94-5VA flammability rating and UV stabilized.



N B F - S e r i e s D i m e n s i o n s

ABS Version Catalog No.	Indoor Version Catalog Number		Outdoor Version Catalog Number		Style	Nominal External Dimensions Inches [Millimeters]				Actual Internal Dimensions Inches (±0.06)			Wgt. Lbs.
	Solid Door	Solid Door	Clear Door	Solid Door		Clear Door	A	B	C	D	E	F	
NBF-32002	NBF-32102	NBF-32202	NBF-32302	NBF-32402	A	5.11 [130]	3.93 [100]	2.75 [70]	1.97 [50]	4.55	3.42	2.52	0.6
NBF-32004	NBF-32104	NBF-32204	NBF-32304	NBF-32404	A	5.90 [150]	3.93 [100]	7.25 [70]	1.97 [50]	5.37	3.42	2.52	0.7
NBF-32006	NBF-32106	NBF-32206	NBF-32306	NBF-32406	A	7.87 [200]	3.93 [100]	2.75 [70]	1.97 [50]	7.31	3.42	2.52	0.8
NBF-32008	NBF-32108	NBF-32208	NBF-32308	NBF-32408	A	10.63 [270]	3.93 [100]	2.75 [70]	1.97 [50]	10.02	3.42	2.52	0.8
NBF-32010	NBF-32010	NBF-32210	NBF-32310	NBF-32410	A	5.90 [150]	5.90 [150]	3.54 [90]	2.76 [70]	5.22	5.22	3.31	0.8
NBF-32012*	NBF-32012*	NBF-32212*	NBF-32312*	NBF-32412*	A	7.87 [200]	5.90 [150]	3.93 [100]	2.95 [75]	7.70	5.73	3.70	1.2
NBF-32014*	NBF-32114*	NBF-32214*	NBF-32314*	NBF-32414*	A	7.08 [200]	7.08 [200]	5.90 [150]	4.72 [120]	7.09	7.09	5.67	1.5
NBF-32016*	NBF-32116*	NBF-32216*	NBF-32316*	NBF-32416*	A	11.81 [300]	7.87 [200]	5.11 [130]	4.02 [102]	11.18	7.20	4.82	2.0
NBF-32018	NBF-32118	NBF-32218	NBF-32318	NBF-32418	A	11.81 [300]	7.87 [200]	6.29 [160]	5.20 [132]	11.18	7.20	6.00	2.7
NBF-32020*	NBF-32120*	NBF-32220*	NBF-32320*	NBF-32420*	A	11.81 [300]	7.87 [200]	7.87 [200]	6.81 [173]	11.18	7.20	7.58	2.8
NBF-32022*	NBF-32122*	NBF-32222*	NBF-32322*	NBF-32422*	A	13.78 [350]	9.84 [250]	5.90 [150]	4.72 [120]	12.99	9.06	5.61	3.0
NBF-32024*	NBF-32124*	NBF-32224*	NBF-32324*	NBF-32424*	A	13.78 [350]	9.84 [250]	7.08 [200]	5.91 [150]	12.99	9.06	7.58	4.7
NBF-32026	NBF-32126	NBF-32226	NBF-32326	NBF-32426	A	15.74 [400]	11.81 [300]	6.29 [160]	5.20 [132]	15.14	11.02	5.96	5.6
NBF-32028*	NBF-32128*	NBF-32228*	NBF-32328*	NBF-32428*	A	17.71 [450]	13.78 [350]	6.29 [160]	5.12 [130]	16.65	12.64	5.96	6.9
NBF-32030*	NBF-32130*	NBF-32230*	NBF-32330*	NBF-32430*	A	17.71 [450]	13.78 [350]	7.87 [200]	6.69 [170]	16.65	12.64	7.54	8.9
NBF-32032	NBF-32132	NBF-32232	NBF-32332	NBF-32432	A	19.68 [500]	15.74 [400]	6.29 [160]	5.12 [130]	18.82	14.88	5.96	9.6
NBF-32034*	NBF-32134*	NBF-32234*	NBF-32334*	NBF-32434*	A	19.68 [500]	15.74 [400]	7.87 [200]	6.69 [170]	18.82	14.88	7.54	10.6
NBF-32036*	NBF-32136*	NBF-32236*	NBF-32336*	NBF-32436*	A	20.86 [530]	16.92 [430]	6.29 [160]	5.12 [130]	19.69	15.71	5.96	10.6
NBF-32038	NBF-32138	NBF-32238	NBF-32338	NBF-32438	A	20.86 [530]	16.92 [430]	7.87 [200]	6.69 [170]	19.69	15.71	7.54	11.7
NBF-32040*	NBF-32140*	NBF-32240*	NBF-32340*	NBF-32440*	B	23.62 [600]	19.68 [500]	7.08 [200]	5.91 [150]	23.58	19.69	6.71	13.9
NBF-32042	NBF-32142	NBF-32242	NBF-32342	NBF-32442	B	23.62 [600]	19.68 [500]	9.84 [250]	8.66 [220]	23.62	19.69	9.47	16.1
NBF-32044*	NBF-32144*	NBF-32244*	NBF-32344*	NBF-32444*	B	27.55 [700]	19.68 [500]	7.08 [200]	5.91 [150]	27.52	19.65	6.71	15.8
NBF-32046	NBF-32146	NBF-32246	NBF-32346	NBF-32446	B	27.55 [700]	19.68 [500]	9.84 [250]	8.66 [220]	27.56	19.69	9.47	18.2

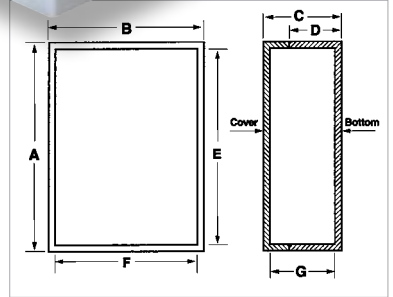
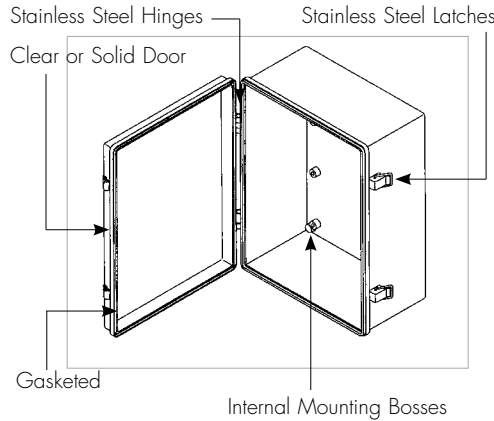
* Non-stocking item. Contact factory for price and availability.



PLASTIC BOXES

UL/NEMA/IEC

NBA SERIES



Most of these gasketed enclosures have been tested and approved to UL508-4X specifications, with a few being approved to UL50-4X. All enclosures meet NEMA 1, 2, 4, 4X, 12, and 13 and IEC529-IP65 requirements. (NBA is not NEMA 12.)

Indoor Versions:

- ◆ ABS plastic enclosures are molded out of light gray material with a UL94-HB flammability rating
- ◆ UL508-4X enclosures are molded out of light gray ABS/PC blended plastic with a UL94-5VB flammability rating
- ◆ Clear doors for all models are Polycarbonate plastic with a UL94V-0 flammability rating

Outdoor Versions:

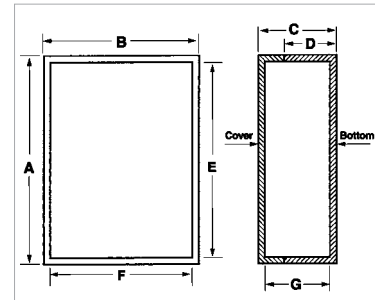
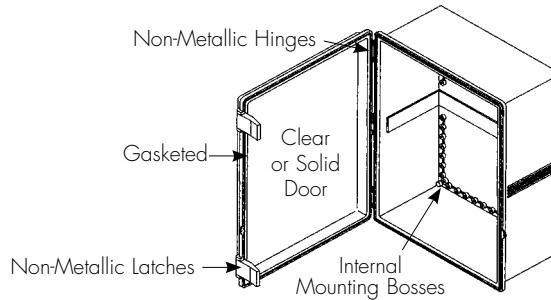
- ◆ UL508-4X enclosures are molded out of light gray PC/PBT blended plastic with a UL94-5VA flammability rating

NBA Series Dimensions											
Indoor Version Cat. No.		Outdoor Version Cat. No.		External				Internal*		Wgt.	
Solid Door	Clear Door	Solid Door	Clear Door	A	B	C	D	E	F	G	Lbs.
NBA-10142	NBA-10162			11.80"	7.85"	5.97"	4.80"	11.00"	7.02"	5.69"	3.4
NBA-10144	NBA-10164			11.80"	7.85"	7.09"	5.90"	11.00"	7.02"	6.80"	3.8
NBA-10148	NBA-10168			15.75"	11.80"	7.09"	5.90"	14.93"	10.94"	6.80"	6.2
NBA-10152	NBA-10172			19.68"	15.75"	7.87"	6.69"	18.85"	14.90"	7.60"	10.4
NBA-10156	NBA-10176			23.61"	15.75"	9.06"	7.87"	22.78"	14.90"	8.80"	13.5

*Reference Only - Request drawing for Internal configuration and dimensions.

FRONT DOORS HAVE STAINLESS STEEL HINGES AND LATCHES

NBB SERIES



FRONT DOORS HAVE PLASTIC HINGES AND SNAP-ACTION LATCHES

NBB Series Dimensions													
ABS Version** Cat. No.	UL508-4X Indoor Version Cat. No.	UL508-4X Outdoor Version Cat. No.	External				Internal*			Wgt.			
Solid Door	Solid Door	Clear Door	Solid Door	Clear Door	Solid Door	A	B	C	D	E	F	G	Lbs.
NBB-22220	NBB-10220	NBB-10230				5.11"	3.94"	2.75"	1.96"	4.37"	3.18"	2.53"	0.6
NBB-22221	NBB-10221	NBB-10231				5.90"	3.94"	2.75"	1.96"	5.11"	3.18"	2.53"	0.7
NBB-22222	NBB-10222	NBB-10232				7.87"	3.94"	2.75"	1.96"	7.08"	3.18"	2.53"	0.8
NBB-22223	NBB-10223	NBB-10233				10.63"	3.94"	2.75"	1.96"	9.88"	3.18"	2.53"	1.1
NBB-22240	NBB-10240	NBB-10260	NBB-15240			5.90"	5.90"	3.57"	2.75"	5.04"	5.04"	3.27"	1.1
NBB-22241	NBB-10241	NBB-10261				10.73"	6.79"	4.33"	3.15"	9.84"	5.90"	4.07"	1.8
NBB-22243	NBB-10243	NBB-10263	NBB-15243			11.28"	7.47"	5.50"	4.33"	10.46"	6.65"	5.25"	2.8
NBB-22245	NBB-10245	NBB-10265	NBB-15245			13.00"	13.00"	7.04"	5.86"	12.14"	12.14"	6.79"	5.6
NBB-22247	NBB-10247	NBB-10267	NBB-15247			15.68"	11.73"	6.30"	5.11"	14.88"	10.89"	6.03"	5.6
NBB-22251	NBB-10251	NBB-10271				14.52"	10.55"	5.90"	4.72"	13.74"	9.76"	5.64"	4.6
NBB-22253	NBB-10253	NBB-10273	NBB-15253			19.17"	14.64"	7.85"	6.67"	18.33"	13.75"	7.60"	9.6
NBB-22258	NBB-10258	NBB-10278	NBB-15258			28.91"	21.03"	9.87"	8.66"	27.56"	19.67"	9.53"	22.2
NBB-32640						5.90"	5.90"	3.57"	2.76"	5.30"	5.30"	3.35"	0.8
NBB-32643						11.28"	7.47"	6.30"	5.12"	10.85"	6.91"	6.09"	2.8
NBB-32647						15.68"	11.73"	6.30"	5.12"	14.75"	10.81"	6.09"	5.6
NBB-32653						19.17"	14.88"	6.30"	5.12"	18.67"	14.74"	6.06"	9.6

*Reference Only - Request drawing for Internal configuration and dimensions.

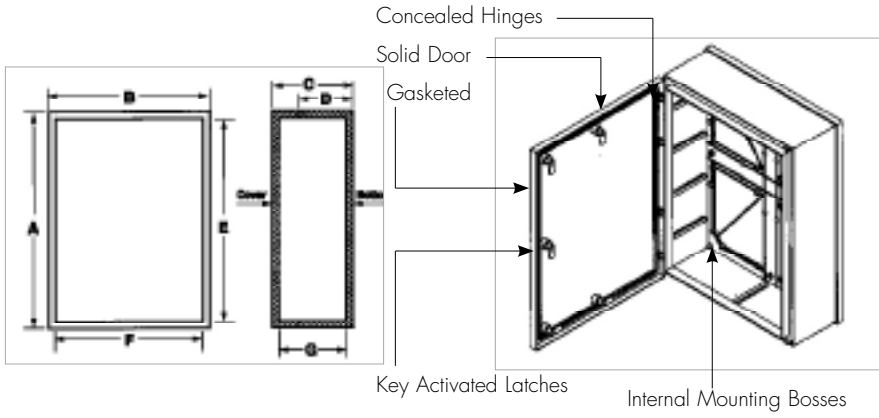
**Not UL listed

Economy version has all-plastic construction, is NEMA 1, 2, 4, 4X, 12 and 13 compliant, and is not UL listed.



PLASTIC BOXES

NBC SERIES


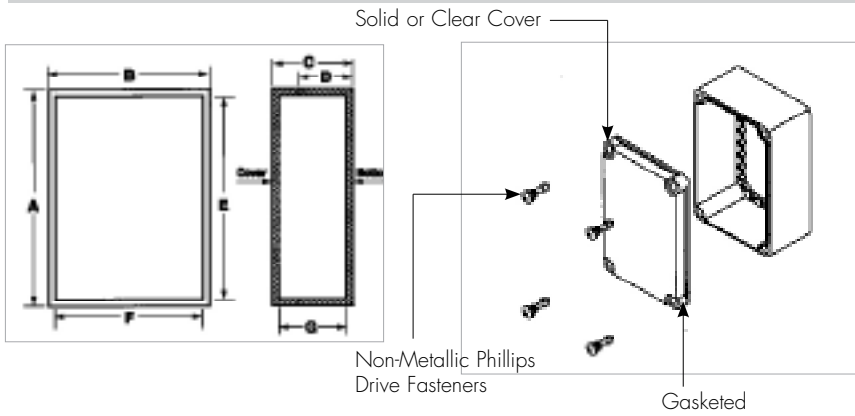


NBC Series Dimensions										
Indoor Version Cat. No.		External				Internal*				Wt.
Solid Door	Clear Door	A	B	C	D	E	F	G	Lbs.	
NBC-10352	-	32.05"	24.18"	11.00"	10.02"	30.67"	22.82"	10.60"	27.50	

FRONT DOORS HAVE CONCEALED HINGES - ONE SIZE ONLY

*Reference Only - Request a drawing for Internal configuration and dimensions.

NBD SERIES

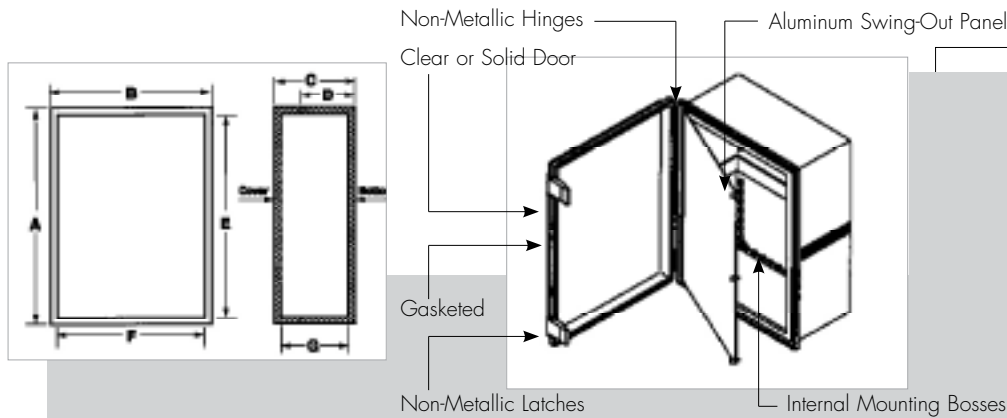


NBD Series Dimensions											
Indoor Version Cat. No.		Outdoor Version Cat. No.		External				Internal*			Wt.
Solid Door	Clear Door	Solid Door	Clear Door	A	B	C	D	E	F	G	Lbs.
NBD-10442	NBD-10462	NBD-15442		11.02"	7.48"	5.03"	3.85"	10.47"	6.66"	4.81"	2.6
NBD-10445	NBD-10465	NBD-15445	Contact	15.00"	7.53"	7.00"	3.85"	14.40"	6.70"	6.75"	4.2
NBD-10449	NBD-10469	NBD-15449	Bud	13.42"	11.05"	5.11"	3.92"	12.46"	10.09"	4.86"	4.2
NBD-10452	NBD-10472	NBD-15452	Factory	14.96"	11.02"	7.01"	3.85"	14.13"	10.20"	6.77"	5.0
NBD-10456	NBD-10476	NBD-15456		22.08"	14.97"	7.04"	5.82"	21.26"	14.17"	6.72"	9.2

NON-METALLIC PHILLIPS DRIVE FASTENERS

*Reference Only - Request a drawing for Internal configuration and dimensions.

NBE SERIES



NBE Series Dimensions											
Indoor Version Cat. No.		Outdoor Version Cat. No.		External				Internal*			Wt.
Solid Door	Clear Door	Solid Door	Clear Door	A	B	C	D	E	F	G	Lbs.
NBE-10543	NBE-10563			11.28"	7.47"	5.50"	4.33"	10.46"	6.65"	5.25"	3.7
NBE-10547	NBE-10567		Contact	15.68"	11.73"	6.30"	5.11"	14.88"	10.89"	6.03"	7.0
NBE-10553	NBE-10573		Bud	19.17"	14.64"	7.85"	6.67"	18.33"	13.75"	7.60"	11.2
NBE-10558	NBE-10578		Factory	28.91"	21.03"	9.87"	8.66"	27.56"	19.67"	9.53"	28.0

SAME AS NBB SERIES WITH SWINGFRAME PANEL

*Reference Only - Request a drawing for Internal configuration and dimensions.

ACCESSORIES

UL / NEMA / IEC

Locking Hasp Kit

Used in combination with customer supplied padlock to secure enclosures against entry.

- Kit comes complete with hasp, gasket, and all mounting hardware

Catalog No.	Description	Weight/Oz.
NBX-10915	Locking Hasp Kit	2.5
Cannot be used on NBB22240, NBB10240, NBB10260, and NBB15240.		



Wall Mounting Bracket Kit

Used to mount enclosures to walls, panels, or any other flat surface.

- Kits available with three different size brackets
- Corrosion resistant stainless steel construction
- Kit comes complete with four brackets and bracket/enclosure mounting screws

Catalog No.	Description	Weight/Oz.
NBX-10920	Small Brackets	2.0
NBX-10922	Medium Brackets	2.6
NBX-10924	Large Brackets	3.2



Panel Bracket Kit

Consists of 4 panel mounting brackets and 4 mounting screws.

For use on NBB22240, NBB22220, NBB2221, NBB2222, NBB2223, NBB10220, NBB10221, NBB10222, NBB10223, NBB10230, NBB10231, NBB10232, NBB10233, NBB10240, NBB10260, NBB15240, and NBB15260.

Catalog No.	Description	Weight/Oz.
NBX-10930	Panel Bracket Kit	0.1



Hinged Panel Bracket Kit

Used to internally mount a customer supplied panel in an enclosure

- Used in NBA Series and NBB Series
- Kit consists of two hinged plastic brackets, two standard plastic brackets and all necessary mounting hardware

Catalog No.	Description	Wgt/Oz.
NBX-10970	Hinged Panel Bracket Kit	0.7
Cannot be used on NBB22240, NBB22220, NBB2221, NBB2222, NBB2223, NBB10220, NBB10221, NBB10222, NBB10223, NBB10230, NBB10231, NBB10232, NBB10233, NBB10240, NBB10260, NBB15240, and NBB15260.		



Internal Panels



Used to mount customer equipment inside enclosures. Comes complete with all mounting hardware.

- Assembles to mounting bosses on inside of enclosure
- 16-gauge galvanized steel
- Plastic internal panels fit same Bud boxes as the metal internal panels — add suffix -PL to end of part number when ordering. Example: NBX-10975-PL
- 21 sizes available

Catalog No.	Fits Enclosure	Panel size/mm	Panel size/in.	Wgt/lbs.
NBX-10975	NBB-10220, NBB-10230, NBB-22220	65 x 90.5	2.56 x 3.56	
NBX-10976	NBB-10221, NBB-10231, NBB-22221	65 x 115.5	2.56 x 4.55	
NBX-10977	NBB-10222, NBB-10232, NBB-22222	65 x 165	2.56 x 6.50	
NBX-10978	NBB-10223, NBB-10233, NBB-22223	65 x 235	2.56 x 9.25	
NBX-10979	NBB-10241, NBB-10261, NBB-22241	136.5 x 235	5.37 x 9.25	
NBX-10980	NBA-10142,10162,10144,10164	170 x 267	6.7 x 10.5	1.3
NBX-10981	NBA-10148,10168	265 x 362	10.4 x 14.3	2.6
NBX-10982	NBA-10152,10172	362 x 463	14.3 x 18.2	4.6
NBX-10983	NBA-10156,10176	362 x 560	14.3 x 22.1	5.5
NBX-10984	NBB-10240,10260	124 x 124	4.9 x 4.9	0.5
NBX-10985	NBB-10243,10263, NBD-10442,10462, NBE-10543,10563	161 x 251	6.3 x 9.9	1.1
NBX-10986	NBB-10245,10265	291 x 291	11.5 x 11.5	2.3
NBX-10987	NBB-10247,10267, NBE-10547,10567	265 x 362	10.4 x 14.3	2.6
NBX-10988	NBB-10251, NBB-10271, NBB-22251	230 x 330	9.06 x 12.99	
NBX-10990	NBB-10253,10273, NBE-10553,10573	333 x 447	13.1 x 17.6	4.1
NBX-10991	NBB-10258,10278, NBE-10558,10578	480 x 680	18.9 x 26.8	8.9
NBX-10992	NBC-10352	520 x 720	20.5 x 28.4	10.2
NBX-10994	NBD-10445,10465	161 x 352	6.3 x 13.9	1.6
NBX-10996	NBD-10449,10469	251 x 312	9.9 x 12.3	2.2
NBX-10997	NBD-10452,10472	251 x 351	9.9 x 13.8	2.4
NBX-10999	NBD-10456,10476	532 x 345	20.9 x 13.6	5.0

Screws

Used to attach equipment or panels to internal mounting bosses and brackets to the outside rear of enclosures.

- Five different screw sizes and/or types available

Catalog No.	Type	Internal Use	Weight/Oz.
NBX-10950	M5 x 10mm	All except as listed below	14.0
NBX-10951	M4 x 8mm	NBB-10240, 10260	14.0
NBX-10952	M6 x 10mm	All w/o inserts	14.0
Catalog No.	Type	External Use	Weight/Oz.
NBX-10953	M5 x 10mm	All except as listed below	14.0
NBX-10954	M4 x 8mm	NBB-10240, 10260	14.0

ACCESSORIES

UL / NEMA / IEC

Air & Moisture Vents

Used to equalize internal and external temperature and pressure, and to prevent internal condensation

- Two mounting styles available
- All plastic construction
- Each vent comes with housing, gasket, and locking nut

Catalog No.	Style	Weight/Oz.
NBX-10910	A	3.0
NBX-10911	B	3.0



Style A



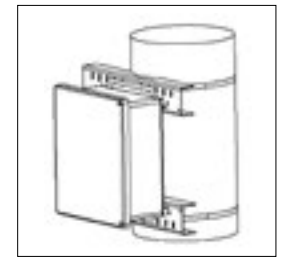
Style B

Pole Mount Brackets

Catalog No.	Applies to Bud Number	Weight Lbs.
BPM-22260	AN-1304 through AN-1310, AN-1313 through AN-1317, AN-1322, AN-1323	6.3
	PN-1323 through PN-1327, PN-1329; PN-1331 through PN-1341	
	NF-6610 through NF-6613, NFL-6630 through NFL-6633	
	SN-3700 through SN-3702, SN-3704	
	NBB-22220 through NBB-22223, NBB-22240 through NBB-22243	
	NBE-10543, NBE-10563	
BPM-22261	NBA-10142, NBA-10144	8.0
	NBD-10442, NBD-10445	
	PN-1342 through PN-1344	
	NF-6613, NF-6614, NFL-6633, NFL-6634	
	SN-3703, SN-3705 through SN-3709	
	All SNB series	
	NBB-22245 through NBB-22258	
	NBE-10547 through NBE-10558, NBE-10567 through NBE-10578	
	NBA-10148	
	NBD-10449, NBD-10452	

Allows Bud NEMA boxes to mount to round or rectangular poles.

- Zinc-plated and dichromate sealed steel brackets
- Stainless steel quick-adjust, high strength band clamps
- Kit includes 2 brackets, 2 band clamps and all necessary hardware




Cable Glands

Design Features

Required to maintain NEMA 1, 2, 4, 4X, 12 or 13 rating when cables enter or exit a NEMA 1, 2, 4, 4X, 12 or 13 type enclosure. These assemblies consist of black molded nylon body, hex nut, and cable nut, and with a rubber gasket and cable seal. Nylon material has UL94V-2 flammability rating.

Catalog No.	Mounting Size	Mounting Hole Diameter	Cable Range	Wt. Oz.
NG-9511	PG-7	.50"	.12"-.17"	0.2
NG-9512	PG-9	.61"	.16"-.25"	0.3
NG-9513	PG-11	.73"	.20"-.29"	0.4
NG-9514	PG-13.5	.81"	.24"-.43"	0.5
NG-9515	PG-16	.89"	.39"-.51"	0.6
NG-9516	PG-21	1.12"	.51"-.67"	0.9
NG-9517	PG-29	1.47"	.71"-.95"	1.5



TRANSPARENT NEMA 4X

These transparent polycarbonate molded enclosures meet NEMA 1, 2, 4, 4X, 12, and 13 specifications and are ideal for PCB enclosures, test equipment and other applications in the electrical and electronic industries. Available in a variety of sizes, these molded enclosures allow easy monitoring of displays, readouts and other devices.

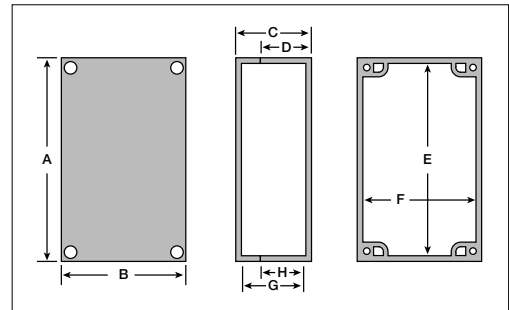


Design Features

- ◆ Transparent blue polycarbonate design reduces the need to remove cover to verify NEMA protection
- ◆ Near complete transparency to blue, white, and near white displays
- ◆ Designed to IEC52/IP65 and NEMA 1, 2, 4, 4X, 12, and 13 specifications
- ◆ Lap joint design combined with silicone gasket ensures protection against ingress of dust and splashing water
- ◆ Internal guide slots for mounting PCB assemblies vertically on some models
- ◆ Internal bosses allow mounting of PCBs horizontally or for connection of terminals etc, into threaded brass inserts
- ◆ Cover screws are M-4 stainless steel, non-magnetic and fasten into threaded brass inserts
- ◆ UV stabilized polycarbonate with UL94-HB flammability rating

ORDERING INFORMATION

Catalog Numbers	External Dimensions				Internal Dimensions				Wgt. Ozs.
	A	B	C	D	E	F	G	H	
BT-2723	4.53"	3.54"	2.17"	1.58"	4.16"	3.18"	1.93"	1.46"	5.5
BT-2724	6.73"	4.76"	2.17"	1.58"	6.37"	4.40"	1.93"	1.46"	10.0
BT-2725	8.74"	5.75"	2.17"	1.58"	8.37"	5.39"	1.93"	1.46"	15.5
BT-2727	6.73"	4.76"	3.15"	1.58"	6.37"	4.40"	2.92"	1.46"	13.0
BT-2734	7.87"	4.72"	2.95"	2.37"	7.61"	4.46"	2.68"	2.21"	14.4
BT-2740	9.45"	6.30"	3.54"	3.01"	9.17"	6.02"	3.26"	2.81"	22.0
BT-2742	11.81"	9.06"	3.39"	2.22"	11.57"	8.82"	3.11"	2.04"	31.0



Accessories

- ◆ External Mounting Brackets: MB-1390-LG (Light Gray), MB-1390-DG (Dark Gray)
- ◆ Cable Glands (see page 51)

NEMA HEAVY DUTY

Heavy duty, impact resistant, NEMA plastic box designed for harsh environments



Design Features

- ◆ Designed to IP 66 of IEC 529 and NEMA 4, 4X, 12, 13
- ◆ Cover attaching screws are outside the sealing area, thus preventing ingress of moisture and dust
- ◆ Mounting flanges for easy wall installation
- ◆ Internal bosses allow mounting of PCBs horizontally or for connection of terminals
- ◆ Cover screws are #4-40 stainless steel, non-magnetic and fasten into threaded brass inserts
- ◆ UL 94V-0 flame rating
- ◆ Polycarbonate material has an operating temperature of -40°C to +120°C and is UV stabilized
- ◆ Textured/ recessed surface area suitable for printed graphics, labels, membrane keypads.

Catalog Number	Dimensions		
	L	W	D
HD-7600	6.62"	4.68"	2.37"
HD-7601	5.50"	3.50"	1.62"



PLASTIC NEMA 4X BOX

NEMA PLASTIC BOX

SEALED POLYCARBONATE AND ABS ENCLOSURES

These Polycarbonate and high-impact ABS molded enclosures meet NEMA 1, 2, 4, 4X, 12, and 13, IEC52/IP65, and UL508-4X specifications. They are ideal for PCB enclosures, junction boxes, and other applications in the electrical and electronic industries which are used in wet, dirty and/or corrosive environments. Available in a variety of sizes, these molded enclosures are offered in three different styles:

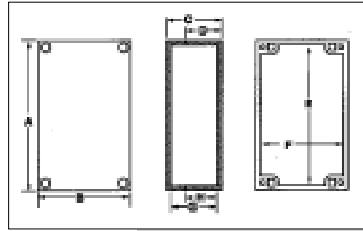
These products can be custom modified to your specifications.

- Style 1** Light gray polycarbonate body and cover. Body/Cover - UV stabilized, UL94-HB indoor/outdoor flammability rating.
- Style 2** Light gray polycarbonate body and clear polycarbonate cover. Body/Cover - UV stabilized, UL94-HB indoor/outdoor flammability rating.
- Style 3** Dark gray ABS body and cover. Body/Cover - UL94-HB flammability rating (indoor only).

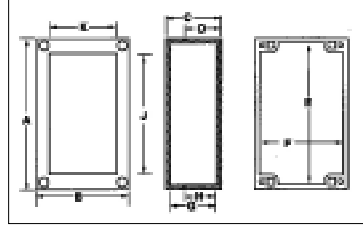
Design Features

- ◆ Designed to IP65 of IEC 529 and NEMA 1, 2, 4, 4X, 12, and 13 specifications
- ◆ Tested and passed UL508-4X requirements
- ◆ Wall mounting holes and cover attaching screws are outside the sealing area, thus preventing ingress of moisture and dust
- ◆ Most models have internal guide slots for mounting PCB assemblies vertically
- ◆ Internal bosses allow mounting of PCBs horizontally or for connection of terminals, etc., into threaded brass inserts (except PN-1320, PN-1330, PN-1342, PN-1343, and PN-1344)
- ◆ Cover screws are M-4 stainless steel, non-magnetic and fasten into threaded brass inserts
- ◆ PN-Series boxes feature a smooth, flush top cover
- ◆ PN-Series boxes feature a recessed area in the top cover for labels, nameplates, keypads, etc.
- ◆ Covers seal with silicone gasket

PN-Series



PNR-Series



For full dimensional information, see our Web site at www.budind.com.

PN-Series

Catalog Numbers			External Dimensions				Internal Dimensions*				Wt.
Style 1	Style 2	Style 3	A	B	C	D	E	F	G	H	Oz.
PN-1320	PN-1320-C	PN-1320-DG	2.52"	2.28"	1.38"	.99"	2.28"	2.04"	1.18"	.89"	2.5
PN-1321	PN-1321-C	PN-1321-DG	4.53"	2.56"	1.57"	.99"	4.16"	2.19"	1.37"	.89"	4.0
PN-1322	PN-1322-C	PN-1322-DG	4.53"	2.56"	2.17"	1.58"	4.16"	2.19"	1.97"	1.48"	5.0
PN-1323	PN-1323-C	PN-1323-DG	4.53"	3.54"	2.17"	1.58"	4.16"	3.18"	1.93"	1.46"	5.5
PN-1324	PN-1324-C	PN-1324-DG	6.73"	4.76"	2.17"	1.58"	6.37"	4.40"	1.93"	1.46"	10.0
PN-1325	PN-1325-C	PN-1325-DG	8.74"	5.75"	2.17"	1.58"	8.37"	5.39"	1.93"	1.46"	15.5
PN-1326	PN-1326-C	PN-1326-DG	7.68"	3.15"	2.17"	1.78"	7.40"	2.87"	1.93"	1.66"	7.4
PN-1327	PN-1327-C	PN-1327-DG	6.73"	4.76"	3.15"	1.58"	6.37"	4.40"	2.92"	1.46"	13.0
PN-1328	PN-1328-C	PN-1328-DG	4.53"	3.54"	3.15"	2.56"	4.29"	3.30"	2.92"	2.44"	7.2
PN-1329	PN-1329-C	PN-1329-DG	8.74"	5.75"	2.95"	1.58"	8.37"	5.39"	2.71"	1.46"	18.6
PN-1330	PN-1330-C	PN-1330-DG	2.05"	1.97"	1.38"	.99"	1.82"	1.74"	1.19"	.89"	1.4
PN-1331	PN-1331-C	PN-1331-DG	3.23"	3.15"	2.17"	1.58"	2.99"	2.91"	1.89"	1.42"	4.3
PN-1332	PN-1332-C	PN-1332-DG	6.30"	3.15"	2.17"	1.58"	6.06"	2.91"	1.89"	1.42"	6.8
PN-1333	PN-1333-C	PN-1333-DG	6.30"	3.15"	3.35"	2.76"	6.06"	2.91"	3.08"	2.60"	9.8
PN-1334	PN-1334-C	PN-1334-DG	7.87"	4.72"	2.95"	2.37"	7.61"	4.46"	2.68"	2.21"	14.4
PN-1335	PN-1335-C	PN-1335-DG	10.43"	7.28"	3.74"	2.95"	10.17"	7.02"	3.49"	2.82"	28.0
PN-1336	PN-1336-C	PN-1336-DG	4.72"	4.72"	2.36"	1.18"	4.48"	4.48"	2.12"	1.06"	7.7
PN-1337	PN-1337-C	PN-1337-DG	4.72"	4.72"	3.54"	2.36"	4.48"	4.48"	3.31"	2.24"	9.8
PN-1338	PN-1338-C	PN-1338-DG	6.30"	6.30"	2.36"	1.18"	6.06"	6.06"	2.12"	1.06"	11.5
PN-1339	PN-1339-C	PN-1339-DG	6.30"	6.30"	3.54"	2.36"	6.06"	6.06"	3.31"	2.24"	13.6
PN-1340	PN-1340-C	PN-1340-DG	9.45"	6.30"	3.54"	3.01"	9.17"	6.02"	3.26"	2.81"	22.0
PN-1341	PN-1341-C	PN-1341-DG	9.45"	6.30"	4.72"	3.01"	9.17"	6.02"	4.44"	2.81"	27.4
PN-1342	PN-1342-C	PN-1342-DG	11.81"	9.06"	3.39"	2.22"	11.57"	8.82"	3.11"	2.04"	31.0
PN-1343	PN-1343-C	PN-1343-DG	11.81"	9.06"	4.37"	2.22"	11.57"	8.82"	4.09"	2.04"	34.0
PN-1344	PN-1344-C	PN-1344-DG	14.17"	7.87"	5.91"	3.94"	13.85"	7.56"	5.63"	3.62"	49.0

PNR-Series

Catalog Numbers			External Dimensions				Internal Dimensions*				Recess Dim.	Wt.	
Style 1	Style 2	Style 3	A	B	C	D	E	F	G	H	J	K	Oz.
PNR-2600	PNR-2600-C	PNR-2600-DG	3.94"	3.94"	2.17"	1.57"	3.64"	3.64"	1.92"	1.45"	3.33"	2.55"	6.3
PNR-2601	PNR-2601-C	PNR-2601-DG	3.94"	3.94"	3.54"	2.95"	3.64"	3.64"	3.29"	2.84"	3.33"	2.55"	8.3
PNR-2602	PNR-2602-C	PNR-2602-DG	4.72"	3.15"	2.17"	1.57"	4.45"	2.85"	1.92"	1.45"	3.54"	2.59"	6.0
PNR-2603	PNR-2603-C	PNR-2603-DG	4.72"	3.15"	3.35"	2.76"	4.45"	2.85"	3.10"	2.64"	3.54"	2.59"	7.8
PNR-2604	PNR-2604-C	PNR-2604-DG	7.87"	4.72"	3.54"	2.36"	7.54"	4.45"	3.29"	2.24"	6.70"	4.14"	16.3
PNR-2605	PNR-2605-C	PNR-2605-DG	9.45"	4.72"	2.36"	1.33"	9.15"	4.45"	1.92"	1.25"	8.25"	4.14"	14.7
PNR-2606	PNR-2606-C	PNR-2606-DG	9.45"	4.72"	3.94"	2.95"	9.12"	4.42"	3.69"	2.84"	8.25"	4.14"	19.3
PNR-2607	PNR-2607-C	PNR-2607-DG	7.87"	5.91"	2.17"	1.57"	7.54"	5.61"	1.92"	1.45"	6.65"	5.32"	14.0
PNR-2608	PNR-2608-C	PNR-2608-DG	7.87"	5.91"	2.95"	2.36"	7.54"	5.61"	2.65"	2.24"	6.65"	5.32"	15.7


*Reference only - request drawing for internal configuration and dimensions.

EXTERNAL MOUNTING BRACKETS

Design Features

External mounting brackets enable boxes to be wall or panel mounted without opening the box. Package consists of 4 brackets and attaching screws. Material: ABS with UL94-HB Flammability rating. Est. Wgt: 1.2 oz. Cannot be used on PN 1344.

Catalog No.	Color
MB-1390-LG	Light Gray
MB-1390-DG	Dark Gray



PLASTIC NEMA 4X BOX

WITH EXTERNAL MTG. BRACKETS

NEW PRODUCT



Integrally molded external brackets eliminate cover removal for mounting, protecting internal components in wet and dirty environments and applications.

Design Features

- ◆ Integrally molded external mounting brackets allow the box to be mounted on a wall or panel without having to remove the cover and exposing internal components to the environment
- ◆ Cover attaching screws are outside the sealing area thus preventing ingress of moisture and dust.
- ◆ Most models have internal guide slots for mounting PCB assemblies vertically.
- ◆ Internal bosses allow mounting of PCBs horizontally or for connection of terminals etc, into threaded brass inserts (except PN-1320 and PN-1330)
- ◆ Cover screws are M-4 stainless steel, non-magnetic and fasten into threaded brass inserts.
- ◆ Gasket Material: Silicon Sponge
- ◆ PN-Series Boxes feature a smooth, flat top cover. See PNR-Series for recessed top cover.
- ◆ Designed to IP66 of IEC 529 and NEMA 1, 2, 4, 4x, 12, and 13 specifications
- ◆ UL listed
- ◆ Finish: Smooth plastic

ORDERING INFORMATION

Polycarbonate		ABS		External Dimensions	Wgt. Ozs.
Light Gray	Clear Lid	Dark Gray			
PN-1320-MB	PN-1320-CMB	PN-1320-DGMB		2.52" x 2.28" x 1.38"	
PN-1321-MB	PN-1321-CMB	PN-1321-DGMB		4.53" x 2.56" x 1.58"	
PN-1322-MB	PN-1322-CMB	PN-1322-DGMB		4.53" x 2.56" x 2.17"	
PN-1323-MB	PN-1323-CMB	PN-1323-DGMB		4.53" x 3.54" x 2.17"	
PN-1328-MB	PN-1328-CMB	PN-1328-DGMB		4.53" x 3.54" x 3.15"	
PN-1324-MB	PN-1324-CMB	PN-1324-DGMB		6.73" x 4.76" x 2.17"	
PN-1327-MB	PN-1327-CMB	PN-1327-DGMB		6.73" x 4.76" x 3.15"	
PN-1325-MB	PN-1325-CMB	PN-1325-DGMB		8.74" x 5.75" x 2.17"	
PN-1329-MB	PN-1329-CMB	PN-1329-DGMB		8.74" x 5.75" x 2.95"	

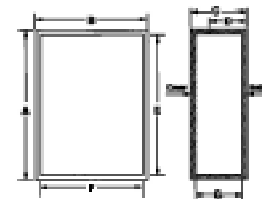
For full dimensional information, see our Web site at www.budind.com.

PLASTIC BOXES

HAND-HELD PLASTIC BOXES

GRABBERS

These useful enclosures are ideal for portable hand held equipment. Made out of durable ABS material, they are offered in six styles.



STYLE A

Style A is a rectangular enclosure that is available with/without 2.84" x 1.38" LCD cutout in the display area, and with a 9-volt/AA battery compartment. It is made out of ABS plastic in a light gray finish, with UL94-HB flammability rating.



Optional Accessories

- ◆ HH-3440-TS - Tilt Stand
- ◆ HH-3441-G - Gasket
- ◆ HH-3442-C-AA Battery Contact Kit
- ◆ HH-3595-BCB (Black Belt Clip)†
- ◆ HH-3595-BCG (Gray Belt Clip)†

Catalog Number	Feature	External				Internal			Wt.
	LCD Cutout	A	B	C	D	E	F	G	Oz.
HH-3400-BC	No	7.09"	3.94"	1.57"	.98"	6.74"	3.59"	1.35"	6.6
HH-3401-BC	Yes	7.09"	3.94"	1.57"	.98"	6.74"	3.59"	1.35"	6.6

*Reference only - Request drawing for internal configuration and dimensions.

STYLE B

Style B is a T-shaped enclosure that is available with/without 4.00" x 1.75" LCD cutout in the display area, and with/without a 9-volt/AA battery compartment. It is made out of ABS plastic in a gray finish, with UL94-HB flammability rating.



Optional Accessories

- ◆ HH-3440-TS - Tilt Stand
- ◆ HH-3441-G - Gasket
- ◆ HH-3442-C-AA Battery Contact Kit
- ◆ HH-3595-BCB (Black Belt Clip)†
- ◆ HH-3595-BCG (Gray Belt Clip)†

Catalog Number	Special Features	External				Internal			Wt.	
	LCD Cutout	Batt. Comp.	A	B	C	D	E	F	G	Oz.
HH-3420	No	No	9.33"	5.16"	1.71"	1.00"	8.99"	4.81"	1.46"	9.3
HH-3420-BC	No	Yes	9.33"	5.16"	1.71"	1.00"	8.99"	4.81"	1.46"	9.3
HH-3421	Yes	No	9.33"	5.16"	1.71"	1.00"	8.99"	4.81"	1.46"	9.3
HH-3421-BC	Yes	Yes	9.33"	5.16"	1.71"	1.00"	8.99"	4.81"	1.46"	9.3

*Reference only - Request drawing for internal configuration and dimensions.

STYLE C

Style C is a smaller, more ergonomically shaped rectangular enclosure that includes a 9-volt/AA battery compartment and a removable end panel. It is made out of ABS plastic in either a light gray(-G) or black(-B) finish, with UL94-HB flammability rating.



Catalog Number	Feature	External				Internal			Wt.	
	Color	Batt. Comp.	A	B	C	D	E	F	G	Oz.
HH-3430-BCB	Black	Yes	5.31"	2.76"	.940"	.50"	5.04"	2.57"	.78"	2.3
HH-3430-BCG	Gray	Yes	5.31"	2.76"	.940"	.50"	5.04"	2.57"	.78"	2.3
HH-3431-BCB	Black	Yes	4.13"	2.95"	1.04"	.55"	3.88"	2.76"	.83"	2.1
HH-3431-BCG	Gray	Yes	4.13"	2.95"	1.04"	.55"	3.88"	2.76"	.83"	2.1

*Reference only - Request drawing for internal configuration and dimensions.

Optional Accessories

- ◆ HH-3442-C (Contact Kit for [2] AA batteries)
- ◆ HH-3595-BCB (Black Belt Clip)†
- ◆ HH-3595-BCG (Gray Belt Clip)†
- ◆ HH-3451-TL (Transparent red lens)

STYLE D

Style D is a small, easy to handle box that is available with either a flush or recessed top, and with or without a cable slot. It is made out of ABS plastic in a black finish, with a UL94V-0 flammability rating.



Optional Accessories

- ◆ HH-3595-BCB (Black Belt Clip)†
- ◆ HH-3595-BCG (Gray Belt Clip)†

Catalog Number	Feature	External				Internal			Wt.
	Top Recess	A	B	C	D	E	F	G	Oz.
HH-3463	Yes	5.50"	2.00"	.80"	.35"	5.31"	1.81"	.61"	2.1
HH-3464	No	5.50"	2.00"	.80"	.35"	5.31"	1.81"	.61"	2.1
HH-3465	No	2.50"	1.63"	.80"	.35"	2.31"	1.44"	.61"	.8
HH-3466	Yes	2.50"	1.63"	.80"	.35"	2.31"	1.44"	.61"	.8
HH-3468	No	2.75"	2.00"	.80"	.35"	2.56"	1.81"	.61"	1.1
HH-3469	Yes	2.75"	2.00"	.80"	.35"	2.56"	1.81"	.61"	1.1
HH-3470**	Yes	3.52"	1.77"	.73"	.37"	3.33"	1.58"	.54"	1.1
HH-3471	Yes	3.52"	1.77"	.73"	.37"	3.33"	1.58"	.54"	1.1

*Reference only - Request drawing for internal configuration and dimensions. **Includes slot for cable

STYLE E

Style E is a pocket-size enclosure and comes with a recessed top and a molded-in ring that is suitable for keyring applications. It is made out of ABS plastic in a black finish, with a UL94V-0 flammability rating.



Optional Accessories

- ◆ HH-3595-BCB (Black Belt Clip)†
- ◆ HH-3595-BCG (Gray Belt Clip)†

Catalog Number	External				Internal			Wt.
	A	B	C	D	E	F	G	Oz.
HH-3490	2.10"	1.30"	.58"	.45"	1.92"	1.13"	.44"	4.7"

*Reference only - Request drawing for internal configuration and dimensions.

† Two 0.234 dia. holes on 0.75 centers required to mount belt clip.



HAND-HELD PLASTIC BOXES

GRABBERS

STYLE F

Style F is a pocket-sized enclosure with a molded-in ring suitable for key ring applications, and integrated electrically conductive push buttons. Enclosure body is ABS plastic in a black finish with a UL 94-HB flammability rating. Buttons are gray silicone rubber. Other button configurations available upon request.



Catalog Number	Feature Buttons	External				Internal			Wt. Oz.
		A	B	C	D	E	F	G	
HH-3492	2	2.23"	1.29"	.45"	.19"	2.11"	1.16"	.22"	.3
HH-3494	4	2.23"	1.29"	.45"	.19"	2.11"	1.16"	.22"	.3

*Reference only - Request drawing for internal configuration and dimensions.

STYLE H

Ergonomically designed pocket-size enclosure with molded-in ring for key-ring applications, and integrated electrically conductive push buttons. Enclosure body is ABS plastic in a black finish with a UL94-HB flammability rating. Buttons are gray silicone rubber with conductive pads.

Catalog Number	Feature Buttons	External				Internal*				Wt. Oz.
		A	B	C	D	E	F	G	H	
HH-3501	1	2.72"	1.84"	1.25"	.61"	2.60"	1.72"	1.13"	.40"	.3
HH-3502	2	2.72"	1.84"	1.25"	.61"	2.60"	1.72"	1.13"	.40"	.3
HH-3503	3	2.72"	1.84"	1.25"	.61"	2.60"	1.72"	1.13"	.40"	.3
HH-3504	4	2.72"	1.84"	1.25"	.61"	2.60"	1.72"	1.13"	.40"	.3
HH-3505	5	2.72"	1.84"	1.25"	.61"	2.60"	1.72"	1.13"	.40"	.3

*Reference only - Request drawing for internal configuration and dimensions.

STYLE I

Uniquely shaped enclosure is more ergonomically designed than most other enclosures. Durable self-extinguishing ABS plastic material with UL94-5VA flammability rating. Mar resistant textured surface, internal PCB mounting bosses. Base is securely attached to the cover with four color-matched screws. Standard color: Black



Catalog Number	External				Internal			Wt. Oz.
	A	B	C	D	E	F	G	
HH-3550	4.50"	4.50"	1.50"	.95"	4.27"	4.27"	1.26"	4.8

*Reference only - Request drawing for internal configuration and dimensions.

† Two 0.234 dia. holes on 0.75 centers required to mount belt clip.



STYLE G

Style G is a T-shaped enclosure that is more aesthetically pleasing and ergonomically designed than many other T-shaped enclosures. Available with/without a 2.84" x 2.03" LCD cutout in the display area, and with/without a 9-volt/AA battery compartment. It is made out of ABS plastic in either a light gray (-G) or black (-B) finish, with a UL94-HB flammability rating. Comes complete with wall mounting plate/tilt stand.

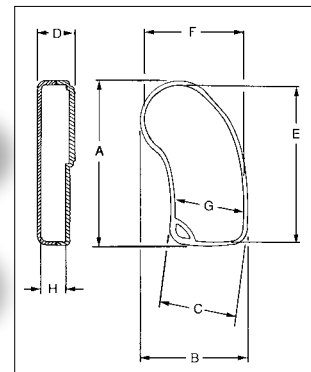


Optional Accessories

- ◆ HH-3441-G Gasket
- ◆ HH-3442-C Contact kit for AA-batteries
- ◆ HH-3595-BCB (Black Belt Clip)†
- ◆ HH-3595-BCG (Gray Belt Clip)†

Catalog Number	Special Features		External				Internal			Wt. Oz.
	LCD Cutout	Batt. Comp.	A	B	C	D	E	F	G	
HH-3496	No	No	8.27"	4.33"	1.59"	.98"	7.91"	3.97"	1.37"	7.7
HH-3497-BC	No	Yes	8.27"	4.33"	1.59"	.98"	7.91"	3.97"	1.37"	7.8
HH-3498	Yes	No	8.27"	4.33"	1.59"	.98"	7.91"	3.97"	1.37"	7.3
HH-3499-BC	Yes	Yes	8.27"	4.33"	1.59"	.98"	7.91"	3.97"	1.37"	7.4

*Reference only - Request drawing for internal configuration and dimensions.



STYLE J

Compact, ergonomic design. Integral battery compartment is suitable for (4) AA batteries. Made from durable ABS plastic with UL94-HB flammability rating in either black or light gray colors. Internal PCB mounting bosses. Complete with top cover, bottom cover, battery door, and assembly hardware. Recessed top is suitable for label or keypad.



Optional Accessories

- ◆ HH-3595-BCB (Black Belt Clip)†
- ◆ HH-3595-BCG (Gray Belt Clip)†

Catalog Number	Feature Color	Batt. Comp.	External				Internal			Wt. Oz.
			A	B	C	D	E	F	G	
HH-3570-B	Black	Yes	7.15"	2.56"	1.09"	.55"	7.00"	2.38"	.87"	2.65
HH-3570-G	Gray	Yes								

*Reference only - Request drawing for internal configuration and dimensions.

PLASTIC BOXES

HAND-HELD PLASTIC BOXES

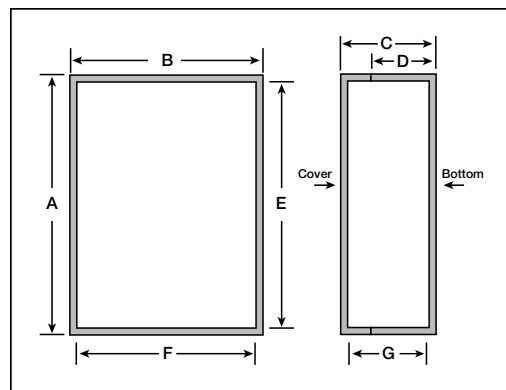
GRABBERS

STYLE K

Style K is an ergonomically designed rectangular enclosure with an integral AA battery compartment. It features a removable front panel for easy modification and internal PCB mounting bosses on both the base and cover. Enclosure is made out of ABS plastic in a black finish with UL94-5VA flammability rating.

Optional Accessories

- ◆ Belt Clip — Black: HH-3595-BCB
- ◆ Rubber Boot
- ◆ 9V Battery



ORDERING INFORMATION

Catalog Number	External Dimensions				Internal Dimensions			Wgt. Ozs.	Rubber Boot		
	A	B	C	D	E	F	G		Black	Blue	Red
HH-3524	4.63"	2.85"	1.00"	.65"	4.38"	2.64"	.77"	3.14	HH-3529-BBK	HH-3529-BBL	HH-3529-BRD
HH-3535	5.50"	3.25"	1.00"	.65"	5.26"	3.05"	.77"	3.93	HH-3539-BBK	HH-3539-BBL	HH-3539-BRD

For full dimensional information, see our Web site at www.budind.com.

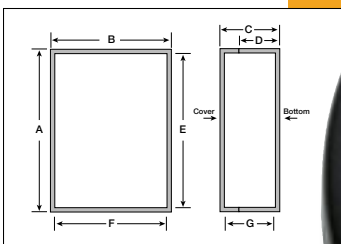


STYLE L

Style L is a smaller ergonomically designed enclosure with ribbed and rounded sides that provide a comfortable and secure grasp. Available with or without integral battery compartment designed to accept two or four AA, one 9V, or one 9V and two AA batteries. It features internal PCB mounting bosses and a recessed top surface suitable for keypad or label. Enclosure is made of ABS plastic in a black finish with UL94-HB flammability rating.

Optional Accessories

- ◆ Belt Clip - Black: HH-3595-BCB
- ◆ AA Battery Contact Kit: HH-3442-C
- ◆ 9V Battery Clip: HH-3449
- ◆ 2 AAA Battery Holder: HH-3630
- ◆ 4 AAA Battery Holder: HH-3631
- ◆ 2 AA Battery Holder: HH-3632
- ◆ 4 AA Battery Holder: HH-3633
- ◆ 9V Battery Holder: HH-3634



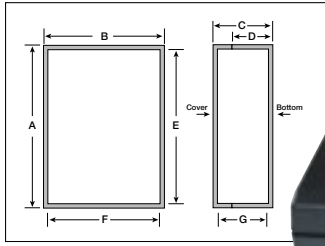
ORDERING INFORMATION

Catalog No.	Battery	External Dimensions				Internal Dimensions			Wgt. Ozs.
		A	B	C	D	E	F	G	
HH-3580-B	No	5.71"	3.54"	1.26"	.67"	5.49"	3.31"	1.08"	3.18
HH-3580-BCB	Yes	5.71"	3.54"	1.26"	.67"	5.49"	3.31"	1.08"	3.27

For full dimensional information, see our Web site at www.budind.com.

HAND-HELD PLASTIC BOXES

GRABBERS



STYLE M

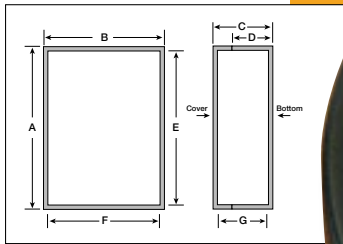
Style M is a rectangular enclosure designed with an extra deep pocket at one end to accommodate circuit boards with tall components on both sides. It features internal PCB mounting bosses and a slanted top surface for easier viewing. The top surface is also recessed to allow for a label or keypad. It is made of ABS plastic in a black finish with UL94-HB flammability rating.

Optional Accessories

- ◆ Belt Clip - Black: HH-3595-BCB
- ◆ AA Battery Contact Kit: HH-3442-C
- ◆ 9V Battery Clip: HH-3449
- ◆ 2 AAA Battery Holder: HH-3630
- ◆ 4 AAA Battery Holder: HH-3631
- ◆ 2 AA Battery Holder: HH-3632
- ◆ 4 AA Battery Holder: HH-3633
- ◆ 9V Battery Holder: HH-3634

ORDERING INFORMATION

Catalog Number	External Dimensions			Internal Dimensions			Wgt. Ozs.	
	A	B	C	D	E	F		G
HH-3600-B	5.99"	3.24"	1.38"	.96"	5.63"	2.92"	1.09"	3.84



STYLE N

Style N is an ergonomically designed blend of 'T' and rectangular shaped enclosures with ribbed and rounded sides that provide a comfortable and secure grasp. Available with or without integral battery compartment designed to accept 2 or 4 AA, 1 9V, or 1 9V and 2 AA batteries. It features internal PCB mounting bosses and a recessed top surface suitable for keypad or label. Enclosure is made of ABS plastic in a black finish with UL94-HB flammability rating.

Optional Accessories

- ◆ Belt Clip - Black: HH-3595-BCB
- ◆ AA Battery Contact Kit: HH-3442-C
- ◆ 9V Battery Clip: HH-3449
- ◆ 2 AAA Battery Holder: HH-3630
- ◆ 4 AAA Battery Holder: HH-3631
- ◆ 2 AA Battery Holder: HH-3632
- ◆ 4 AA Battery Holder: HH-3633
- ◆ 9V Battery Holder: HH-3634

ORDERING INFORMATION

Catalog No.	Battery	External Dimensions			Internal Dimensions			Wgt. Ozs.	
		A	B	C	D	E	F		G
HH-3610-B	No	6.69"	5.16"	1.38"	.67"	6.47"	4.18"	1.18"	4.22
HH-3610-BCB	Yes	6.69"	5.16"	1.38"	.67"	6.47"	4.18"	1.18"	4.35



ORDERING INFORMATION

Catalog No.	External Dimensions L x W x H	Battery Compartment	Weight (Oz.)
HH-3510-B	6.28" x 3.69" x .90"	NO	3.2
HH-3510-G	6.28" x 3.69" x .90"	NO	3.2
HH-3510-BCB	6.28" x 3.69" x .90"	YES	3.6
HH-3510-BCG	6.28" x 3.69" x .90"	YES	3.6

STYLE O

Design Features

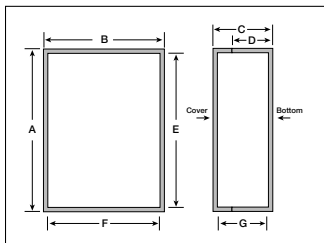
- ◆ Blend of 'T' and rectangular shaped enclosures providing more room for internal components
- ◆ Ergonomically designed with soft ribbed rounded sides that provide secure and comfortable grasp
- ◆ Available with or without integral battery compartment designed to accept (2) or (4) AAA batteries (battery contact kits are included)
- ◆ Made from high impact resistant black or gray ABS plastic with UL94-HB flammability rating
- ◆ Internal PCB mounting bosses
- ◆ Complete with top cover, bottom cover, battery door, and assembly hardware
- ◆ Recessed top suitable for label or keypad

Accessories

- ◆ HH-3596-BCB (Black Belt Clip)
- ◆ HH-3596-BCG (Gray Belt Clip)

HAND-HELD PLASTIC BOXES


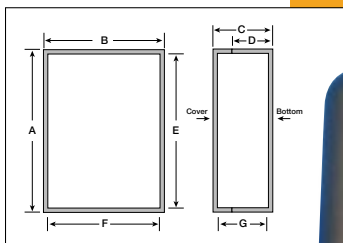
GRABBERS



STYLE P

Style P is an ergonomic rectangular enclosure with a recess in the cover and internal PCB mounting bosses. ABS plastic has UL94V-0 flammability rating and black mar-resistant textured surface. Includes four color-matched screws.


		External Dimensions				Internal Dimensions		
Catalog No.	Color	A	B	C	D	E	F	G
HH-3641	Black	2.74"	1.97"	0.83"	.42"	2.56"	1.73"	0.63"
HH-3642	Black	3.47"	2.48"	1.08"	.54"	3.30"	2.30"	0.87"
HH-3643	Black	4.53"	3.27"	1.26"	.63"	4.29"	3.08"	0.95"



STYLE Q

Unique ergonomically designed pocket-size enclosure. Time-saving, snap-together two-piece design. ABS plastic has UL94V-0 flammability rating and black mar-resistant textured surface. Internal PCB mounting bosses.

		External Dimensions				Internal Dimensions		
Catalog No.	Color	A	B	C	D	E	F	G
HH-3640	Black	3.03"	1.93"	1.05"	.52"	2.89"	1.79"	0.86"



ACCESSORIES

BATTERY HOLDER AND CLIP


ORDERING INFORMATION			
Catalog No.	Style	Cell Quantity and Type	Wgt. (Oz.)
HH-3449	Clip	1 - 9V	0.1
HH-3630	Holder	2 - AAA	0.3
HH-3631	Holder	4 - AAA	0.5
HH-3632	Holder	2 - AA	0.3
HH-3633	Holder	4 - AA	0.5
HH-3634	Holder	1 - 9V	0.3

Battery Clip

- ◆ Flexible vinyl
- ◆ 6" long lead wires on end

Battery Holder

- ◆ Polypropylene plastic
- ◆ 6" long lead wires on end



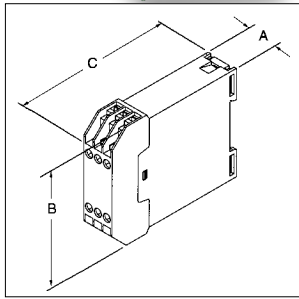
PLASTIC BOXES

DIN RAIL MOUNT BOX WITH TIERED CONTACTS

Plastic boxes with DIN rail mounting and double-tiered contacts.

- ◆ Durable UL94V-0 rated ABS plastic housing
- ◆ External clamp type contacts with M2.5 screws and lock washers
- ◆ Internal solder tab contacts
- ◆ All contacts are tin plated brass and have 10amp rating
- ◆ Internal vertical PCB card guides
- ◆ Snap-fit covers
- ◆ Fits standard DIN rails

Finish: Light gray



ORDERING INFORMATION

Catalog No.	Total Number	External Dimensions			Wgt. (Oz.)
		A	B	C	
DB-4751	24	1.72"	3.23"	3.90"	4.2
DB-4754	12	.89"	3.23"	3.90"	2.5

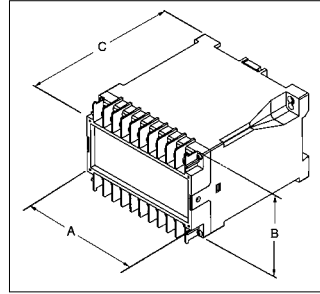
PLASTIC BOXES

DIN RAIL/PANEL MOUNT BOX

Plastic boxes have both DIN rail mounting & panel mounting features, and screw down contacts.

- ◆ Durable UL94V-0 rated ABS plastic housing
- ◆ External clamp type contacts have M3 screws and lock washers
- ◆ Internal solder tab contacts
- ◆ All contacts are tin plated brass and have 10amp rating
- ◆ Internal horizontal and vertical PCB card guides
- ◆ Screw attached front covers with recessed area for labels
- ◆ Fits standard DIN rails

Finish: Light gray



ORDERING INFORMATION

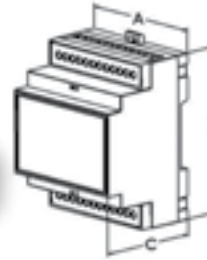
Catalog No.	Total Number	External Dimensions			Wgt. (Oz.)
		A	B	C	
DB-4713	20	3.94"	2.76"	4.40"	5.7
DB-4715	32	5.91"	2.76"	4.43"	8.7

DIN RAIL MOUNT BOX

Plastic boxes with DIN rail mounting and screw down contacts.

- ◆ Durable UL94V-0 rated ABS plastic housing
- ◆ External clamp type contacts have M3 screws and lock washers
- ◆ Internal solder tab contacts
- ◆ All contacts are tin plated brass and have 10 amp rating
- ◆ Internal horizontal and vertical PCB card guides
- ◆ Screw attached front covers with recessed area for labels
- ◆ Fits standard DIN rails

Finish: Light gray



ORDERING INFORMATION

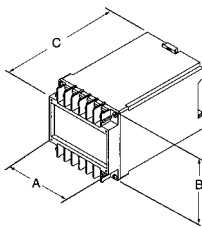

Catalog No.	No. PCB Terminals*	Ext. Dimensions			Wgt. Ozs.
		A	B	C	
DMB-4770	12 (6/6)	1.43"	3.55"	2.25"	1.5
DMB-4771	18 (9/9)	2.10"	3.55"	2.25"	1.9
DMB-4772	24 (12/12)	2.80"	3.55"	2.26"	2.3
DMB-4773	36 (9x2)/(9x2)	4.18"	3.55"	2.26"	3.3
DMB-4774	54 (9x3)/(9x3)	6.28"	3.55"	2.26"	4.6

* PCB and PCB terminals not supplied.

DIN RAIL MOUNT MULTI-BOARD BOX

- ◆ Durable UL94V-0 rated ABS/PC blend plastic housing
- ◆ Three levels of PC board mounting locations - PC boards not supplied
- ◆ Bottom level accepts PC board with modular type terminals on 0.2" centers
- ◆ Removable terminal guards have snap-off tabs to match number of terminals used
- ◆ Snap-fit design allows tool-less assembly of all parts including PC boards
- ◆ Snap-fit front cover is easily removable for machining or silk-screening
- ◆ Optional clear and infra red polycarbonate covers available
- ◆ Fits standard 35mm DIN rail

Finish: Light gray



ORDERING INFORMATION

Catalog No.	Total Number	External Dimensions			Wgt. (Oz.)
		A	B	C	
DB-4701	12	2.57"	2.76"	4.42"	4.1
DB-4702	16	3.23"	2.76"	4.42"	5.0
DB-4703	20	3.92"	2.76"	4.42"	5.7
DB-4704	24	4.61"	2.76"	4.42"	6.7

DIN RAIL MOUNT PLASTIBOX

- ◆ DIN rail mountable screw together electronic enclosure
- ◆ Made from flame retardant black ABS plastic with UL94-5VA flammability rating
- ◆ Versatile clip snaps into DIN rail or may be screwed down for panel/wall mount
- ◆ (4) PCB mounting bosses in base
- ◆ Smooth labeling area on front surface
- ◆ Finish is textured matte black

ORDERING INFORMATION

Catalog No.	External Dimensions L x W x H	Wgt. (Oz.)



PLASTICASE™

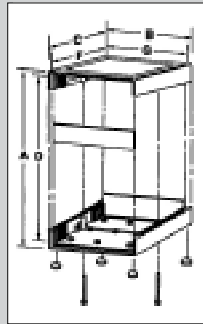
These sturdy enclosures come in a variety of styles and sizes and are constructed of high quality plastic materials. Housing designs allow complete accessibility to internal components. Contact Bud factory for optional colors, materials, EMI/RFI shielding, and custom modifications.

Design Features

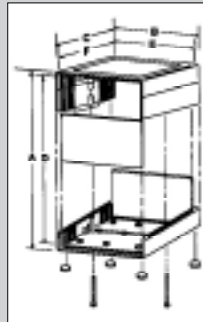

- ◆ Impact resistant polystyrene
- ◆ UL94-HB flammability rating
- ◆ Molded-in card guides and mounting bosses
- ◆ Comes complete with plated steel screws & rubber feet
- ◆ Finish — Double-Textured PC Bone Gray
- ◆ Shipped assembled

Catalog	External Dimensions			Internal Dimensions*			Panel	Weight	
Number	Style	A	B	C	D	E	F	Size	Oz.
PC-11402	A	1.53"	5.08"	5.30"	1.28"	4.78"	4.78"	1.31" x 4.75" x .06"	6
PC-11403	A	1.53"	7.06"	5.30"	1.28"	6.76"	4.78"	1.31" x 6.73" x .06"	8
PC-11404	A	1.55"	6.33"	9.62"	1.30"	6.03"	9.03"	1.33" x 5.99" x .09"	12
PC-11406	A	2.52"	6.12"	6.32"	2.27"	5.77"	5.73"	2.31" x 5.75" x .09"	11
PC-11408	A	2.52"	8.10"	6.32"	2.27"	7.75"	5.73"	2.31" x 7.75" x .09"	12.5
PC-11410	B	3.30"	6.12"	6.32"	3.05"	5.77"	5.73"	3.09" x 5.75" x .09"	12
PC-11412	B	3.30"	8.10"	6.32"	3.05"	7.75"	5.73"	3.09" x 7.75" x .09"	14
PC-11414	B	4.04"	6.12"	6.32"	3.79"	5.77"	5.73"	3.83" x 5.75" x .09"	14.5
PC-11416	B	4.04"	8.10"	6.32"	3.79"	7.75"	5.73"	3.83" x 7.75" x .09"	15.5
PC-11418	B	2.06"	5.08"	5.30"	1.81"	4.78"	4.78"	1.84" x 4.75" x .06"	7
PC-11420	B	2.06"	7.06"	5.30"	1.81"	6.76"	4.78"	1.84" x 6.73" x .06"	9


*Reference only - request drawing for internal configuration and dimensions



STYLE A



STYLE B

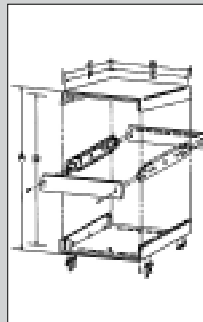


Design Features

- ◆ Black ABS covers, UL94-HB flammability rating
- ◆ Clear anodized aluminum front and rear panels
- ◆ Internal steel channels provide extra strength and ease of assembly
- ◆ Formed guide tabs accept vertical or horizontal circuit boards
- ◆ Shipped assembled

Catalog	External Dimensions			Internal Dimensions*			Panel	Weight
No.	A	B	C	D	E	F	Size	Oz.
PC-11432	1.61"	3.54"	5.71"	1.42"	3.21"	5.12"	1.42" x 3.28" x .04"	7
PC-11438	4.02"	9.72"	8.66"	3.74"	9.27"	8.07"	3.83" x 9.46" x .04"	22

*Reference only - request drawing for internal configuration and dimensions
 PC-11432 - no foot supplied PC-11438 - folding plastic feet supplied

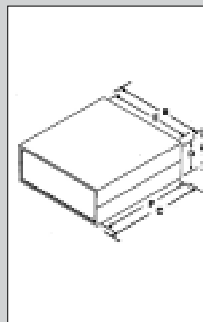


STYLE C



Design Features

- ◆ Molded in card guides and mounting bosses
- ◆ Available in four versions:
 - #1 - Dark gray ABS covers with light gray ABS end panels. UL94V-0 flammability rating.
 - #2 - Dark gray ABS covers with natural finish aluminum end panels. UL94V-0 flammability rating.
 - #3 - Light gray ABS covers with black ABS end panels UL94-HB flammability rating.
 - #4 - Light gray ABS covers with natural finish aluminum end panels. UL94-HB flammability rating.



STYLE D



Catalog Number				External Dimensions			Internal Dimensions*			Panel	Weight
Version 1	Version 2	Version 3	Version 4	A	B	C	D	E	F	Size	Oz.
PC-11480	PC-11480-A	PC-11480-LG	PC-11480-LGA	1.38"	5.51"	4.33"	1.18"	5.32"	4.07"	1.20" x 5.31" x .07"	4.6
PC-11481	PC-11481-A	PC-11481-LG	PC-11481-LGA	1.57"	8.86"	6.50"	1.35"	8.62"	6.24"	1.37" x 8.62" x .07"	12.3
PC-11482	PC-11482-A	PC-11482-LG	PC-11482-LGA	2.56"	10.24"	7.09"	2.32"	10.00"	6.78"	2.36" x 10.00" x .07"	17.8

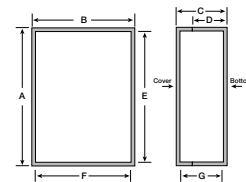
*Reference only - Request drawing for internal configuration and dimensions

For full dimensional information, see our Web site at www.budind.com.

All products can be custom modified to your specifications.

PLASTIC BOXES

PLASTICASE




Catalog Number	External Dimensions			Internal Dimensions*			Panel Size	Weight Oz.
	A	B	C	D	E	F		
PC-11460	1.42"	3.74"	6.22"	1.18"	3.50"	5.81"	1.20" x 3.48" x .09"	5.2
PC-11461	1.85"	3.74"	6.22"	1.61"	3.50"	5.81"	1.63" x 3.48" x .09"	5.7
PC-11462	2.28"	3.74"	6.22"	2.09"	3.50"	5.81"	2.07" x 3.48" x .09"	6.3
PC-11463	1.42"	6.14"	7.09"	1.14"	5.86"	6.68"	1.20" x 5.86" x .09"	9.0
PC-11464	1.73"	6.14"	7.09"	1.45"	5.86"	6.68"	1.52" x 5.86" x .09"	9.6
PC-11465	2.05"	6.14"	7.09"	1.77"	5.86"	6.68"	1.83" x 5.86" x .09"	10.2
PC-11466	1.57"	5.51"	7.48"	1.34"	5.19"	7.07"	1.36" x 5.15" x .09"	8.9
PC-11467	2.40"	5.51"	7.48"	2.12"	5.19"	7.07"	2.14" x 5.15" x .09"	10.0
PC-11468	3.15"	5.51"	7.48"	2.91"	5.19"	7.07"	2.93" x 5.15" x .09"	11.2
PC-11469	1.57"	7.87"	11.02"	1.34"	7.63"	10.61"	1.36" x 7.59" x .09"	16.2
PC-11470	2.40"	7.87"	11.02"	2.12"	7.63"	10.61"	2.14" x 7.59" x .09"	18.3
PC-11471	3.15"	7.87"	11.02"	2.91"	7.63"	10.61"	2.93" x 7.59" x .09"	20.4

*Reference only - request drawing for internal configuration and dimensions

STYLE E

Design Features

- ◆ Light gray ABS covers with dark gray ABS end panels. UL94-HB flammability rating
- ◆ Internal PCB mounting bosses and card guides
- ◆ Includes rubber feet



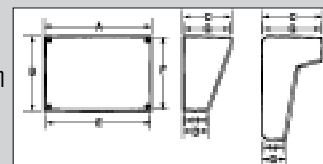
Catalog No.	Version	External Dimensions			Internal Dimensions*					Wt. Oz.
		A	B	C	D	E	F	G	H	
PC-11491	1	8.70"	6.15"	3.94"	2.10"	8.34"	5.85"	3.54"	1.82"	17.2
PC-11493	2	9.00"	8.50"	3.00"	1.98"	8.13"	7.65"	2.76"	1.68"	21.0
PC-11495	3	9.00"	8.50"	5.00"	1.98"	8.13"	7.65"	4.73"	1.68"	24.4

*Reference only - request drawing for internal configuration and dimensions


STYLE F

Molded in PCB mounting bosses. Three versions.


- ◆ Version #1 Light gray ABS covers with rear mounted dark gray ABS cable access panel and natural finish aluminum sloped panel. UL94-HB flammability rating.
- ◆ Version #2 Light gray ABS covers with horizontal insert area in top cover, rear mounted dark gray ABS cable access panel, and natural finish aluminum sloped panel. UL94-HB flammability rating.
- ◆ Version #3 Light gray ABS covers with vertical panel space in top cover, rear mounted dark gray ABS cable access panel, and natural finish aluminum panels in both vertical and sloped areas. UL94-HB flammability rating.



Version 1



Version 2



Version 3




STYLE G

Catalog Number	External				Internal				Wt. Oz.
	A	B	C	D	E	F	G		
PC-11535	5.00"	3.80"	1.50"	.55"	4.73"	3.60"	1.29"	4.2	
PC-11555	5.50"	5.25"	1.63"	.55"	5.23"	5.05"	1.41"	6.2	
PC-11565	6.75"	6.25"	1.63"	.55"	6.49"	6.06"	1.41"	8.9	

*Reference only - Request drawing for internal configuration and dimensions.

This is a four piece box including the base, cover, and two end panels. Unique, contemporary styling with rounded corners and edges. Durable, self-extinguishing, ABS plastic material with UL94-5VA flammability rating. Mar resistant textured surface. Internal PCB mounting bosses. Base is securely attached to the cover with four color matched screws. **Standard color:** Black



STYLE H

Catalog Number	External				Internal				Wt. Oz.
	A	B	C	D	E	F	G		
PC-11640	9.18"	5.25"	1.68"	.88"	8.81"	5.40"	1.20"	8.7	
PC-11645	9.18"	5.25"	2.36"	.88"	8.81"	5.40"	1.88"	10.5	

*Reference only - Request drawing for internal configuration and dimensions.

This contemporary styled enclosure features a unique interlocking design that allows it to be stacked several high without slipping. Removable front and rear panels accommodate easy modification, and internal bosses allow for PCB mounting. Enclosure is made of ABS plastic in black finish with a UL94V-0 flammability rating.



STYLE I

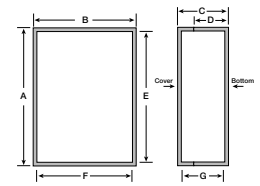
Catalog Number	External				Internal		
	A	B	C	D	E	F	G
PC-11475	4.13"	1.61"	1.00"	.50"	4.00"	1.48"	0.85"
PC-11476	5.12"	3.00"	1.18"	.59"	4.96"	2.83"	1.02"
PC-11477	6.10"	3.62"	1.16"	.58"	5.90"	3.42"	0.94"
PC-11478	7.87"	4.76"	1.57"	.79"	7.64"	4.52"	1.34"

*Reference only - Request drawing for internal configuration and dimensions.



Enclosure features unique, contemporary styling with rounded edges. Time-saving snap-together four-piece design includes internal PCB mounting bosses on lid. Base and lid have textured surface, and recessed area in end panels has textured surface. ABS plastic material has UL94-HB flammability rating. Standard colors are light gray base and lid, gray end panels.

PLASTICASE



Catalog No.	Internal Base Mounting Bosses	External Base Mounting Flanges	External Dimensions				Internal Dimensions		
			A	B	C	D	E	F	G
PT-11850-PMB	Yes	No	3.08"	2.08"	1.00"	.07"	2.93"	1.93"	.85"
PT-11850-PXX	No	No	3.08"	2.08"	1.00"	.07"	2.93"	1.93"	.85"
PT-11851-PMB	Yes	No	3.08"	2.08"	1.59"	.58"	2.93"	1.93"	1.45"
PT-11851-FMB	Yes	Yes	3.08"	2.08"	1.59"	.58"	2.93"	1.93"	1.45"
PT-11852-PMB	Yes	No	4.11"	2.23"	1.00"	.07"	3.96"	2.07"	.84"
PT-11852-PXX	No	No	4.11"	2.23"	1.00"	.07"	3.96"	2.07"	.84"
PT-11853-PMB	Yes	No	4.11"	2.23"	1.59"	.58"	3.96"	2.07"	1.45"
PT-11853-FMB	Yes	Yes	4.11"	2.23"	1.59"	.58"	3.96"	2.07"	1.45"

STYLE M

Sleek, rounded styling gives contemporary look to desktop, benchtop, and control-box devices. Optional external mounting flanges in base allow for wall- or equipment-mounting. Durable ABS plastic offers UL94-HB flammability rating. Has mar-resistant textured surface and optional internal PCB mounting bosses. Cover attaches to base with four screws.



PLASTIC BOXES

PI SERIES

The line of molded enclosures is ideally suited for instrumentation and telecommunications equipment from hand-held to desktop sizes. Available in twelve sizes and two versions.

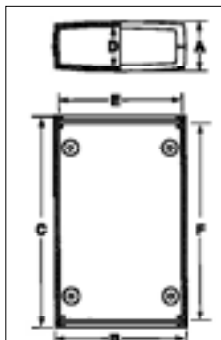


Version #1 - Dark gray ABS covers with light gray ABS end panels. UL94V-0 flammability rating.

Version #2 - Light gray ABS covers with dark gray ABS end panels. UL94-HB flammability rating.

Design Features

- ◆ Designed to IP 54 of IEC 529
- ◆ Two part design with tongue and groove joint between top and bottom covers and specially designed end panels
- ◆ Internal guide slots provided for vertical mounting of PCBs
- ◆ Internal bosses provided for horizontal mounting of PCBs
- ◆ Top and bottom covers are lightly textured providing a scratch-resistant, high quality finish
- ◆ Four screws are countersunk in the bottom cover and thread into internal bosses which secure the top cover and end panels



Catalog Number		External Dimensions				Internal Dimensions*			Panel Size	Weight
Version 1	Version 2	A	B	C	D	E	F		Oz.	
PI-1900	PI-1900-LG	.63"	1.97"	3.54"	.47"	1.64"	3.12"	.46" x 1.72" x .11"	1.7	
PI-1901	PI-1901-LG	.94"	1.97"	3.54"	.78"	1.64"	3.12"	.77" x 1.72" x .11"	1.7	
PI-1902	PI-1902-LG	1.26"	1.97"	3.54"	1.10"	1.64"	3.12"	1.09" x 1.72" x .11"	2.2	
PI-1903	PI-1903-LG	1.18"	2.36"	4.72"	1.02"	1.99"	4.25"	.93" x 1.95" x .13"	2.7	
PI-1904	PI-1904-LG	1.57"	2.36"	4.72"	1.41"	1.99"	4.25"	1.32" x 1.95" x .13"	3.2	
PI-1905	PI-1905-LG	1.97"	2.36"	4.72"	1.81"	1.99"	4.25"	1.72" x 1.95" x .13"	4.0	
PI-1906	PI-1906-LG	1.18"	3.15"	5.91"	1.02"	2.78"	5.46"	.93" x 2.74" x .13"	4.5	
PI-1907	PI-1907-LG	1.77"	3.15"	5.91"	1.61"	2.78"	5.46"	1.52" x 2.74" x .13"	5.2	
PI-1908	PI-1908-LG	2.36"	3.15"	5.91"	2.20"	2.78"	5.46"	2.11" x 1.66" x .13"	5.5	
PI-1909	PI-1909-LG	1.57"	3.94"	7.48"	1.41"	3.48"	6.92"	1.29" x 3.45" x .13"	7.0	
PI-1910	PI-1910-LG	2.36"	3.94"	7.48"	2.20"	3.48"	6.92"	2.06" x 3.45" x .13"	9.5	
PI-1911	PI-1911-LG	3.15"	3.94"	7.48"	2.99"	3.48"	6.92"	2.86" x 3.45" x .13"	10.5	

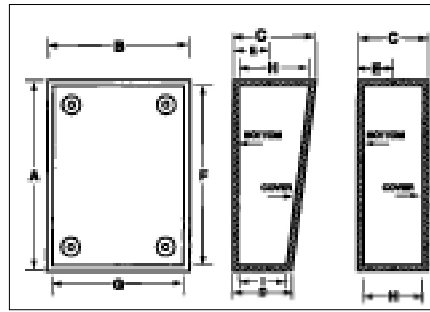
*Reference only - Request drawing for internal configuration and dimensions

PLASTIBOX

Available in a variety of styles and sizes, these functional utility enclosures are made from UL-rated, high impact plastics, with a scratch resistant finish.

Available in two types of finishes with or without battery compartments. Refer to the following prefix description to ensure proper ordering:

- PS - Textured body with smooth top insert.
- PT - Textured body with textured top.
- PBS - Textured body with smooth top insert and 9-volt battery compartment.
- PSS - Textured body with smooth top and end panels.
- PSP - Textured body with smooth top and sloped panels.



Contact Bud factory for optional colors, materials, EMI/RFI shielding, and custom modifications.

Styles A & B have squared corners, provisions for mounting horizontal and vertical PCBs, and four non-skid feet. ABS plastic, UL94-HB flammability rating. Available in black (-B) or gray (-G).



STYLE A

Catalog	External					Internal*				Wt.
Number	A	B	C	D	E	F	G	H	I	Oz.
PT-11308	3.62"	2.25"	1.50"	N/A	.70"	3.32"	1.94"	1.30"	N/A	2.5
PBS-11327	5.62"	3.25"	1.50"	N/A	.70"	5.32"	2.94"	1.30"	N/A	4.5
PS-11339	9.50"	6.34"	1.50"	N/A	.70"	9.19"	6.03"	1.30"	N/A	8.5
PT-11372	3.62"	2.25"	2.50"	N/A	.70"	3.29"	1.94"	2.30"	N/A	3.0
PT-11388	5.62"	3.25"	2.48"	N/A	.70"	5.32"	2.94"	2.28"	N/A	5.0

*Reference Only - Request a drawing for Internal configuration and dimensions.

STYLE B

Catalog	External					Internal*				Wt.
Number	A	B	C	D	E	F	G	H	I	Oz.
PS-11292	5.62"	3.25"	1.50"	.98"	.70"	5.32"	2.94"	1.20"	.78"	3.5
PBS-11294	5.62"	3.25"	1.50"	.98"	.70"	5.32"	2.94"	1.20"	.78"	4.0
PSS-11350	4.88"	6.88"	2.45"	1.54"	.70"	4.48"	6.48"	2.25"	1.34"	6.5

*Reference Only - Request a drawing for Internal configuration and dimensions.

Optional Accessories

Perimeter Gasket	Fits Catalog Numbers
PG-1172	PT-11308, PT-11372
PG-1176	PBS-11327, PT-11388, PS-11292, PBS-11294

Optional accessories: Perimeter Gasket Kit. Available for Styles A & B in most sizes to provide an effective barrier to outside environments

Styles C & D have rounded corners and edges, and come with four non-skid feet. Interior is plain with no molded-in PCB mounting, allowing for more usable space. Optional universal mounting bosses are available (see optional accessories). PC Bone Gray Polystyrene plastic, UL94-HB flammability rating.



STYLE C

Catalog	External					Internal*				Wt.
Number	A	B	C	D	E	F	G	H	I	Oz.
PBS-11273	6.30"	3.75"	1.41"	N/A	.75"	6.08"	3.53"	1.14"	N/A	5.0
PS-11276	6.30"	3.75"	1.41"	N/A	.75"	6.08"	3.53"	1.14"	N/A	5.0

*Reference Only - Request a drawing for Internal configuration and dimensions.


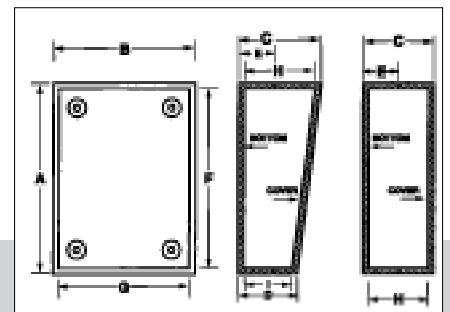
STYLE D

Catalog	External					Internal*				Wt.
Number	A	B	C	D	E	F	G	H	I	Oz.
PBS-11275	6.30"	3.75"	1.41"	1.13"	.75"	6.08"	3.53"	1.14"	.86"	5.0
PS-11279	6.30"	3.75"	1.41"	1.13"	.75"	6.08"	3.53"	1.14"	.86"	5.0

*Reference Only - Request a drawing for Internal configuration and dimensions.

Mounting Boss Kit: Catalog No. **PMB-11282**. Universal PC board mounting bosses, for Styles C & D, fit into .130" dia. holes in PC board and can be glued to inside of PlastiBox.

PLASTIBOX



STYLE E

Catalog	External					Internal*				Wt.
Number	A	B	C	D	E	F	G	H	I	Oz.
PS-11502	5.27"	7.44"	2.15"	1.27"	.75"	4.94"	7.10"	1.98"	1.10"	7.8
PS-11505	7.44"	5.27"	2.15"	1.27"	.75"	7.10"	4.94"	1.98"	1.10"	7.8

*Reference Only - Request a drawing for Internal configuration and dimensions.

Style E, F, and G have square corners and provisions for mounting horizontal and vertical PCBs. ABS plastic, UL94-HB flammability rating. Available in black (-B) or gray (-G).



STYLE F

Catalog	External					Internal*				Wt.
Number	A	B	C	D	E	F	G	H	I	Oz.
PS-11521	3.62"	2.25"	1.01"	N/A	.72"	3.32"	1.94"	.81"	N/A	2.0
PBS-11532	4.37"	3.25"	1.52"	N/A	.70"	4.07"	2.94"	1.32"	N/A	3.5
PS-11533	4.37"	3.25"	1.52"	N/A	.70"	4.07"	2.94"	1.32"	N/A	3.5
PS-11543	5.62"	3.25"	1.52"	N/A	.71"	6.57"	4.57"	1.32"	N/A	4.0
PS-11553	6.87"	4.87"	1.52"	N/A	.71"	6.57"	4.57"	1.32"	N/A	6.5
PT-11557	6.87"	4.87"	2.52"	N/A	.71"	6.57"	4.57"	2.32"	N/A	8.5

*Reference Only - Request a drawing for Internal configuration and dimensions.



STYLE G

Catalog	External					Internal*				Wt.
Number	A	B	C	D	E	F	G	H	I	Oz.
PSP-11563	5.90"	3.74"	1.93"	1.12"	.56"	5.66"	3.50"	1.66"	.85"	5.1
PSP-11572♦	7.49"	4.14"	2.31"	1.32"	.71"	7.25"	3.90"	2.11"	1.05"	7.2
PSP-11573	7.49"	4.14"	2.31"	1.32"	.71"	7.25"	3.90"	2.11"	1.05"	7.0

*Reference Only - Request a drawing for Internal configuration and dimensions.

♦With battery compartment



Style H has rounded corners and edges, provisions for mounting horizontal PCBs, and optional molded-in external wall mounting brackets (to order, add suffix -MB to order number). ABS plastic, UL94-5VA flammability rating. Available in black (other colors available upon request).




NEW SIZE

STYLE H

Catalog	External					Internal				Wt.
Number	A	B	C	D	E	F	G	H	I	Oz.
PT-11630	4.00"	2.00"	1.12"	N/A	.75"	3.49"	1.49"	.90"	N/A	3.0
PT-11642	4.25"	2.62"	1.25"	N/A	.65"	4.05"	2.42"	1.05"	N/A	2.9
PT-11653	5.62"	3.25"	1.12"	N/A	.65"	5.42"	3.05"	.92"	N/A	3.7
PT-11657	5.62"	3.25"	1.38"	N/A	.75"	5.42"	3.05"	1.16"	N/A	4.2
PT-11664	6.00"	4.00"	1.12"	N/A	.65"	5.80"	3.80"	.92"	N/A	4.3
PT-11668	6.00"	4.00"	1.50"	N/A	.75"	5.80"	3.80"	1.29"	N/A	5.2
PT-11670	6.50"	2.88"	1.13"	N/A	.75"	6.29"	2.77"	0.90"	N/A	4.0

*Reference only - Request drawing for internal configuration and dimensions.

Unique, contemporary styling with rounded corners and edges. Durable, self-extinguishing, ABS plastic material with UL94-5VA flammability rating. Mar resistant textured surface. Internal PCB mounting bosses. Base is securely attached to the cover with four color matched screws.



Standard color: Black.

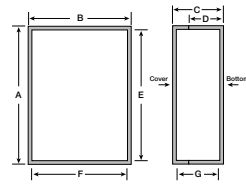
STYLE I

Catalog	Feature	External				Internal			Wt.
Number	Disp. Window	A	B	C	D	E	F	G	Oz.
PT-11743	No	3.00"	4.00"	1.38"	.41"	3.80"	2.75"	1.17"	2.5
PT-11754	No	4.00"	5.50"	1.38"	.41"	5.30"	3.78"	1.17"	4.2
PT-11754-DW	Yes	4.00"	5.50"	1.38"	.41"	5.30"	3.78"	1.17"	4.2
PT-11785	No	5.00"	5.50"	1.75"	.54"	7.23"	4.76"	1.55"	7.3
PT-11785-MP	No	5.00"	7.50"	1.75"	.54"	7.23"	4.76"	1.55"	7.3

*Reference only - Request drawing for internal configuration and dimensions.

This is a three-piece box including the base, cover, and end panel.

PLASTIBOX



STYLE J

- ◆ Robust plastic electronic enclosure designed to meet NEMA 4X and IP65 specifications
- ◆ Made from flame retardant black ABS plastic with UL94-5VA flammability rating
- ◆ Easily removable cover screws into threaded brass inserts in base
- ◆ (8) PCB mounting bosses in base (PT-11801 has an additional 6 mounting bosses inside elevated cover)
- ◆ Molded in flanges allow easy wall or panel mounting without having to open enclosure
- ◆ Finish is textured matte black

Accessories

- ◆ HH-3449 (Clip for [1] 9V battery)
- ◆ HH-3630 (Holder for [2] AAA batteries)
- ◆ HH-3631 (Holder for [4] AAA batteries)
- ◆ HH-3632 (Holder for [2] AA batteries)
- ◆ HH-3633 (Holder for [4] AA batteries)

ORDERING INFORMATION			
Catalog No.	External Dimensions L x W x H		Weight (Oz.)
PT-11800	8.25" x 5.00" x 3.00"		17.9
PT-11801	8.25" x 5.00" x 4.33"		20.1




PT-11801



NEW PRODUCTS

STYLE L

Desktop enclosure with sloping cover has two-piece, screw-together construction and internal PCB mounting bosses. Durable, bone gray ABS plastic offers UL94-HB flammability rating. Mar-resistant textured surface includes recessed area in cover.



ORDERING INFORMATION							
Catalog No.	External Dimensions				Internal Dimensions		
	A	B	C	D	E	F	G
PT-11820	7.40"	5.24"	2.22"	.75"	7.19	5.00	Sloped


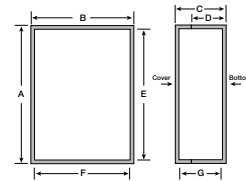
STYLE K

Time-saving, hinged, snap-closed cover is easily opened by hand. Rubber inserts are easily cut to allow cable entry ports. Durable ABS plastic offers UL94-HB flammability rating. Has mar-resistant textured surface and internal PCB mounting bosses.



ORDERING INFORMATION								
Catalog No.	Color	Cable Entry	External Dimensions			Internal Dimensions		
			A	B	C	E	F	G
PTH-11810-B	Black	1 Way	3.58"	3.11"	1.77"	3.13	2.68	1.57
PTH-11810-G	Gray	1 Way	3.58"	3.11"	1.77"	3.13	2.68	1.57
PTH-11811-B	Black	2 Way	3.58"	4.80"	1.77"	3.13	4.37	2.52
PTH-11811-G	Gray	2 Way	3.58"	4.80"	1.77"	3.13	4.37	2.52

HAND-HELD PLASTIC




STYLE 1

Compact, ergonomic design has recessed top suitable for label or keypad, and convenient internal PCB mounting bosses. Made from durable, black ABS plastic with UL94-HB flammability rating. Comes complete with top cover, bottom cover, and assembly hardware. Molded-in holes accept optional belt clip.

Optional Accessories

- ◆ HH-3595-BCB (Black Belt Clip)
- ◆ HH-3449 (Clip for (1) 9V battery)
- ◆ HH-3630 (Holder for (2) AAA batteries)
- ◆ HH-3632 (Holder for (2) AA batteries)

ORDERING INFORMATION							
Catalog No.	External Dimensions				Internal Dimensions		
	A	B	C	D	E	F	G
HP-3649-B	2.62"	2.60"	1.10"	0.35"	2.38"	2.38"	0.87"



STYLE 2


Compact, ergonomic design features removable panels for each end that allows for easy modification. Its recessed top is suitable for label or keypad, and it has convenient internal PCB mounting bosses. Made from durable, black ABS plastic with UL94-HB flammability rating. Comes complete with top cover, bottom cover, end panels, and assembly hardware. Molded-in holes accept optional belt clip.

Optional Accessories

- ◆ HP-3645 Transparent red lens (See table)
- ◆ HP-3647 Transparent red lens (See table)
- ◆ HP-3648 Transparent red lens (See table)
- ◆ HH-3595-BCB (Black Belt Clip)
- ◆ HH-3630 (Holder for (2) AAA batteries)
- ◆ HH-3632 (Holder for (2) AA batteries) excludes HP-3653-B

ORDERING INFORMATION								
Catalog No.	External Dimensions				Internal Dimensions			Optional IR Panel
	A	B	C	D	E	F	G	
HP-3650-B	2.62"	2.60"	1.10"	0.55"	2.31"	2.37"	0.87"	HP-3645
HP-3651-B	3.62"	2.60"	1.10"	0.55"	3.32"	2.37"	0.87"	HP-3645
HP-3652-B*	4.38"	2.95"	0.99"	0.49"	4.04"	2.71"	0.78"	HP-3647
HP-3653-B	4.49"	1.41"	1.02"	0.51"	4.20"	1.20"	0.78"	HP-3648
HP-3654-B	5.51"	2.60"	1.10"	0.55"	5.18"	2.37"	0.87"	HP-3645

* Specifically designed for smart card readers.



STYLE 3

Compact, ergonomic design features battery door and a removable panel for one end that allows for easy modification. Its recessed top is suitable for label or keypad, and it has convenient internal PCB mounting bosses. Made from durable, black ABS plastic with UL94-HB flammability rating. Comes complete with top cover, bottom cover, end panel, and assembly hardware. Molded-in holes accept optional belt clip.

Optional Accessories

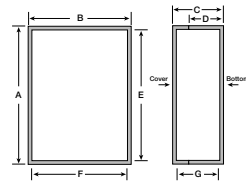
- ◆ HP-3645 Transparent red lens (See table)
- ◆ HP-3646 Transparent red lens (See table)
- ◆ HH-3449 (Clip for (1) 9V battery) excludes HP-3660 and HP-3662
- ◆ HH-3630 (Holder for (2) AAA batteries) excludes HP-3660-B
- ◆ HH-3632 (Holder for (2) AA batteries) excludes HP-3660-B and HP-3662-B
- ◆ HH-3595-BCB (Black Belt Clip)

ORDERING INFORMATION								
Catalog No.	External Dimensions				Internal Dimensions			Optional IR Panel
	A	B	C	D	E	F	G	
HP-3660-B*	3.62"	2.60"	0.83"	0.35"	3.34"	2.40"	0.59"	HP-3646
HP-3661-B	3.62"	2.60"	1.10"	0.35"	3.34"	2.40"	0.86"	HP-3645
HP-3662-B*	4.41"	2.60"	0.83"	0.35"	4.13"	2.39"	0.58"	HP-3646
HP-3663-B	4.41"	2.60"	1.10"	0.35"	4.13"	2.39"	0.85"	HP-3645
HP-3664-B	5.51"	2.60"	1.10"	0.35"	5.23"	2.38"	0.86"	HP-3645

* Low profile design only allows for (2) AAA batteries.

UTILIBOX

Bud's Utilibox is the ultimate value in plastic utility boxes. Now available in a variety of styles and sizes. Contact Bud factory for optional colors, material, EMI/RFI shielding, and custom modification.



Design Features For Style A:

- ◆ Available in three versions:
Textured -Textured finish, optional molded-in mounting bracket
Recessed -Textured finish, .010" recessed area in lid, optional molded-in mounting bracket
Recessed clear cover with smooth finish
- ◆ ABS plastic with a flammability rating of UL94-5VA (UL94V-0 for CUR-3281, -3282, -3283, -3284 and -3287 versions; UL94V-2 for clear cover)
- ◆ Comes with close-fitting interlocking lid and assembly hardware
- ◆ Finish: Black



Catalog Number			External Dimensions				Internal Dimensions*			Wt.
Textured	Recessed	Recessed w/Clear Cover	A	B	C	D	E	F	G	Oz.
CU-3281	CUR-3281	CUR-3281-C	4.60"	3.10"	1.87"	1.75"	4.34"	2.84"	1.67"	4.8
CU-3282	CUR-3282	CUR-3282-C	4.60"	4.60"	2.37"	2.25"	4.34"	4.34"	2.17"	6.8
CU-3283	CUR-3283	CUR-3283-C	6.10"	4.60"	2.37"	2.25"	5.84"	4.34"	2.17"	8.8
CU-3284	CUR-3284	CUR-3284-C	7.60"	4.60"	2.37"	2.25"	7.34"	4.34"	2.17"	10.8
CU-3285	CUR-3285	CUR-3285-C	8.25"	5.15"	3.12"	3.00"	7.99"	4.89"	2.92"	16.0
CU-3286	CUR-3286	CUR-3286-C	10.15"	6.15"	3.13"	3.00"	9.75"	5.75"	2.90"	21.0
CU-3287	CUR-3287	CUR-3287-C	6.10"	4.60"	1.37"	1.25"	5.84"	4.34"	1.17"	5.9

Optional molded-in Mounting Brackets are available. To order, add suffix-MB to catalog number. (add .5 oz.)
*Reference only - Request drawing for internal configuration and dimensions. Dimensions are ±.01"

Design Features For Style D:

- ◆ Polystyrene plastic, UL94-HB flammability rating
- ◆ Comes with close-fitting interlocking lid and assembly hardware
- ◆ Provisions for mounting horizontal PCB
- ◆ Finish: Black



Catalog Number	External Dimensions				Internal Dimensions*			Wt.
	A	B	C	D	E	F	G	Oz.
CU-741	2.26"	1.51"	.78"	.68"	1.35"	2.10"	.60"	1.0
CU-742	3.00"	2.50"	1.00"	.90"	2.80"	2.30"	.80"	2.0
CU-743	5.00"	2.50"	1.02"	.90"	4.80"	2.30"	.80"	2.5
CU-744	3.00"	2.50"	1.60"	1.50"	2.80"	2.30"	1.40"	2.5
CU-745	5.00"	2.50"	1.62"	1.50"	4.80"	2.30"	1.40"	3.5

Optional molded-in Mounting Brackets are available. To order, add suffix-MB to catalog number. (add .5 oz.)
Dimensions are ±.01" *Reference only - Request drawing for internal configuration and dimensions.

Design Features For Style E:

- ◆ ABS plastic UL94V-0 flammability rating
- ◆ Comes with close-fitting interlocking lid and assembly hardware
- ◆ CUR prefixed parts available with .015" deep recessed area
- ◆ Finish: Black



Catalog Number	External Dimensions			Internal Dimensions*			Wt.
	A	B	C	D	E	F	Oz.
CU-789	3.05"	2.05"	.90"	2.86"	1.86"	.77"	1.2
CU-790	3.08"	2.08"	1.50"	2.86"	1.86"	1.33"	1.5
CU-791	3.08"	3.08"	1.50"	2.86"	2.86"	1.33"	1.5
CU-792	4.05"	1.80"	1.00"	3.86"	1.40"	.87"	2.0
CU-793	4.10"	2.23"	2.00"	3.86"	1.98"	1.86"	2.5
CUR-793	4.10"	2.23"	2.00"	3.86"	1.98"	1.86"	2.5
CU-794	4.10"	2.23"	.90"	3.92"	2.04"	.76"	2.0
CU-795	4.47"	3.22"	2.00"	4.17"	2.92"	1.80"	3.0

Optional molded-in Mounting Bracket is available. To order, add suffix-MB to catalog number. (add .5 oz.)

Design Features For Style F:

- ◆ ABS plastic, UL 94-HB flammability rating
- ◆ Comes with close-fitting interlocking lid and assembly hardware
- ◆ Provisions for mounting horizontal and vertical PCB
- ◆ Finish: Black (B) or Gray (G)



Catalog Number	External Dimensions				Internal Dimensions*			Wt.
	A	B	C	D	E	F	G	Oz.
CU-1872	3.73"	1.88"	1.48"	1.09"	3.42"	1.57"	1.28"	2.0
CU-1874	5.30"	2.94"	1.95"	1.60"	5.01"	2.65"	1.75"	4.0

Dimensions are ±.01" *Reference only - Request drawing for internal configuration and dimensions.

UTILIBOX

Design Features For Style G:

- ◆ ABS plastic, UL94V-0 flammability rating
- ◆ Comes with close-fitting interlocking lid and assembly hardware
- ◆ Horizontal PCB mounting bosses
- ◆ Finish: Black



Catalog	External Dimensions				Internal Dimensions*			Wt.
Number	A	B	C	D	E	F	G	Oz.
CU-387	5.59"	4.34"	1.84"	1.75"	5.32"	4.07"	1.66"	5.6
CU-388	4.31"	3.06"	1.46"	1.37"	4.10"	2.85"	1.30"	2.6
CU-389	5.07"	3.57"	1.59"	1.50"	4.85"	3.35"	1.42"	3.5

Dimensions are ±.01" *Reference only - Request drawing for internal configuration and dimensions. Optional molded-in mounting brackets are available. To order, add -MB suffix to catalog number. (add .5 oz.)

Design Features For Style H:

- ◆ ABS plastic UL94V-0 flammability rating
- ◆ Comes with close-fitting interlocking lid and assembly hardware
- ◆ Horizontal PCB mounting bosses
- ◆ Finish: Black



Catalog	External Dimensions				Internal Dimensions*			Wt.
Number	A	B	C	D	E	F	G	Oz.
CU-1470	3.07"	2.10"	1.49"	.90"	2.86"	1.86"	1.33"	1.5
CU-1471	3.07"	2.10"	2.09"	.90"	2.86"	1.86"	1.93"	1.8
CU-1472	3.07"	3.10"	2.09"	1.50"	2.86"	2.86"	1.93"	3.0
CU-1473	4.05"	1.80"	1.27"	1.00"	3.86"	1.61"	1.11"	3.5
CU-1474	4.10"	2.25"	1.49"	.90"	3.86"	2.04"	1.33"	4.0
CU-1475	4.10"	2.25"	2.59"	2.00"	3.86"	1.98"	2.43"	4.3
CU-1476	4.47"	3.25"	2.70"	2.00"	4.17"	2.92"	2.54"	4.8

*Reference only - Request drawing for internal configuration and dimensions. Dimensions are ±.01" Optional molded-in mounting brackets are available. To order, add -MB suffix to catalog number. (add .5 oz.)


Design Features For Style I:

- ◆ Textured surface makes it more mar-resistant
- ◆ Flush-mounted black-colored screws improve looks
- ◆ Insert in top allows for easy modification
- ◆ Durable ABS plastic, UL94-5VA flammability rating
- ◆ Internal PCB mounting bosses
- ◆ Finish: Black



Design Features For Style J:

- ◆ ABS plastic, UL94-HB flammability rating
- ◆ Internal PCB card guides accept both horizontal and vertical boards
- ◆ Grid pattern on underside of cover for modification reference points
- ◆ Finish: Black



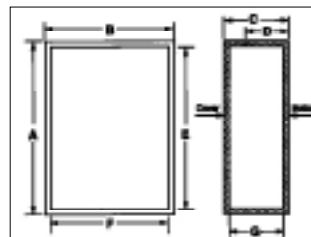
Catalog	External Dimensions				Internal Dimensions*			Wt.
Number	A	B	C	D	E	F	G	Oz.
CU-3240	3.33"	2.48"	1.10"	1.00"	3.09"	2.22"	.90"	2.1
CU-3241	2.54"	2.54"	1.00"	.90"	2.30"	2.30"	.86"	1.6
CU-3242	3.35"	3.35"	1.35"	1.25"	3.09"	3.09"	1.21"	2.9
CU-3243	4.21"	2.85"	1.10"	1.00"	3.96"	2.61"	.96"	2.8
CU-3244	4.60"	3.35"	1.35"	1.25"	4.34"	3.09"	1.21"	3.7
CU-3245	5.60"	3.85"	1.35"	1.25"	5.34"	3.59"	1.21"	4.9

Dimensions are ±.01" *Reference only - Request drawing for internal configuration and dimensions. Optional molded-in mounting brackets are available. To order, add -MB suffix to catalog number. (add .5 oz.)

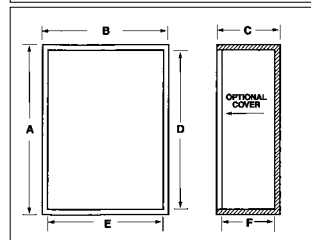
Catalog	External Dimensions				Internal Dimensions*			Wt.
Number	A	B	C	D	E	F	G	Oz.
CU-1941	3.27"	2.13"	1.20"	1.12"	3.10"	1.96"	1.06"	1.3
CU-1943	5.12"	2.68"	1.71"	1.61"	4.88"	2.43"	1.54"	3.1
CU-1945	6.21"	3.76"	2.09"	2.00"	5.93"	3.47"	1.87"	5.9
CU-1947	7.77"	4.45"	2.48"	2.38"	7.44"	4.12"	2.26"	9.1

Dimensions are ±.01" *Reference only - Request drawing for internal configuration and dimensions. Optional molded-in mounting brackets are available. To order, add -MB suffix to catalog number (add .5 oz.).

Guide for Utilibox Styles A, D, F, G, H, I, J, K



Guide for Utilibox Styles B, E



Design Features For Style K:

- ◆ ABS plastic, UL94-HB flammability rating
- ◆ Three versions available
 - Version 1 – press-fit cover, molded-in wire entry points
 - Version 2 – screwed-on cover, molded-in wire entry points, and recessed area for decal
 - Version 3 – snap-fit cover, and wire entry port
- ◆ Molded-in external wall/panel mounting tabs
- ◆ Finish: Black



Catalog	External Dimensions				Internal Dimensions*			Wt.	
Number	Version	A	B	C	D	E	F	G	Oz.
CU-1950	1	2.56"	1.50"	.85"	.79"	2.38"	1.32"	.72"	0.7
CU-1951	1	2.56"	1.50"	1.05"	.98"	2.38"	1.32"	.91"	0.8
CU-1952	1	2.83"	1.73"	.85"	.79"	2.66"	1.56"	.72"	0.8
CU-1953	1	2.83"	1.73"	1.05"	.98"	2.66"	1.56"	.91"	0.9
CU-1954	2	3.23"	2.24"	1.33"	1.14"	3.03"	2.04"	1.14"	1.6
CU-1955	3	3.48"	2.69"	1.29"	1.29"	3.28"	2.49"	1.16"	2.1

Dimensions are ±.01" *Reference only - Request drawing for internal configuration and dimensions.

UTILIBOX

Design Features for Style L

- ◆ Flame retardant ABS plastic with UL 94V-0 flammability rating. Suggested service temperature -20°C to +70°C.
- ◆ Comes with close fitting interlocking screw-on and assembly hardware.
- ◆ Horizontal PCB mounting bosses.
- ◆ Molded-in mounting brackets.
- ◆ Finish: Fine Textured Black — well suited for silk-screening or pad printing. Special colors available on request.

Catalog Number	External Dimensions		
	L	W	D
CU-1931-MB	3.12"	2.10"	1.08"
CU-1933-MB	3.12"	2.13"	1.58"
CU-1935-MB	3.11"	3.10"	.95"
CU-1937-MB	3.11"	3.13"	1.56"

*Reference only - Request drawing for internal configuration and dimensions.

STYLE L



USB ENCLOSURE

Pocket-size enclosure is designed specifically for USB applications. It features a time-saving, snap-together three-piece design, and smooth surfaces with recesses in both halves.

Design Features

- ◆ **Gray Color:** Durable self-extinguishing ABS plastic material with UL94-HB flammability rating.
- ◆ **Clear Color:** Durable self-extinguishing Polycarbonate plastic material with UL94V-0 flammability rating.




ORDERING INFORMATION

Catalog No.	Color	External Dimensions
		L x W x D
USB-7201-C	Clear	2.80" x .91" x .34"
USB-7201-G	Gray	2.80" x .91" x .34"

POWER PLUG BOX

Enclosure for devices mounted in a standard 125VAC power plug. Includes integral 125 VAC plug with through-hole solder terminals inside and external mounting flange in base. Durable ABS plastic has UL94V-0 flammability rating. Internal PCB mounting bosses in base. Cover is securely attached to the base with four matched screws.



ORDERING INFORMATION

Catalog No.	Color	External Dimensions				Internal Dimensions		
		A	B	C	D	E	F	G
PPB-11860-BK	Black	3.08"	2.08"	1.65"	.50"	2.93"	1.93"	1.50"
PPB-11860-WT	White	3.08"	2.08"	1.65"	.50"	2.93"	1.93"	1.50"
PPB-11861-BK	Black	4.11"	2.23"	1.65"	.50"	3.96"	2.07"	1.50"
PPB-11861-WT	White	4.11"	2.23"	1.65"	.50"	3.96"	2.07"	1.50"

PLASTIC BOXES

POTTING BOXES


Available in 3 styles and a variety of sizes, these low-cost enclosures are made of tough, lightweight ABS thermoplastic. Flammability rating: UL94V-0 (UL94-HB new sizes only). Optional close-fitting covers are available in all sizes.



Catalog No. Pkg. of 10 (*Pkg. of 25)		EXTERNAL DIM.			INTERNAL DIM.*				Potting Box Cover
Style A	Wgt. (Oz.)	A	B	C	D	E	F	G	Pkg. of 10 (*Pkg. of 25)
PB-1558	5	2.00"	1.50"	1.00"	1.86"	1.36"	.93"	.84"	PBC-1558-CN
PB-1559	10.5	3.00"	2.00"	1.50"	2.86"	1.86"	1.43"	1.34"	PBC-1575-C
PB-1560*	1.2	.79"	.79"	.51"	.73"	.73"	.48"	.45"	PBC-1560-C*
PB-1561*	3.3	1.97"	.52"	.59"	1.87"	.42"	.54"	.50"	PBC-1561-C*
PB-1562*	3.2	.97"	.97"	.97"	.89"	.89"	.93"	.89"	PBC-1562-C*
PB-1563*	5.1	1.57"	1.57"	.78"	1.49"	1.49"	.74"	.70"	PBC-1563-C*
PB-1564*	5.0	1.80"	1.20"	.63"	1.70"	1.10"	.58"	.56"	PBC-1564-C*
PB-1565*	15.7	2.72"	1.90"	1.37	2.62"	1.80"	1.32"	1.25"	PBC-1565-C*
PB-1574	10	2.00"	2.00"	1.50"	1.86"	1.86"	1.43"	1.34"	PBC-1574-C
PB-1575	9.5	3.00"	2.00"	.90"	2.86"	1.86"	.83"	.76"	PBC-1575-C
PB-1576	13	3.00"	3.00"	1.50"	2.86"	2.86"	1.41"	1.36"	PBC-1576-C
PB-1577	2.5	1.00"	1.00"	.75"	.86"	.88"	.69"	.61"	PBC-1577-C
PB-1578	15	4.00"	2.12"	2.00"	3.86"	1.98"	1.93"	1.86"	PBC-1578-C
PB-1579	3	1.50"	1.25"	.80"	1.36"	1.11"	.73"	.66"	PBC-1579-C
PB-1580	11	4.00"	1.75"	1.00"	3.86"	1.61"	.93"	.86"	PBC-1580-C
PB-1581	3	2.09"	1.25"	.44"	1.95"	1.11"	.37"	.30"	PBC-1581-C
PB-1582	12	4.00"	2.12"	.90"	3.86"	1.98"	.83"	.76"	PBC-1578-C
PB-1583	28	4.37"	3.12"	2.00"	4.17"	2.92"	1.90"	1.79"	PBC-1583-C

Reference only - Request drawing for internal configuration and dimensions

STYLE A



Catalog No. (Pkg. of 10)		EXTERNAL DIM.			INTERNAL DIM.*				Potting Box Cover
Style B	Wgt.(Oz.)	A	B	C	D	E	F	G	(Pkg of 10)
PB-1558-TF	5.5	2.00"	1.50"	1.00"	1.86"	1.36"	.93"	.84"	PBC-1558-CN
PB-1559-TF	12	3.00"	2.00"	1.50"	2.86"	1.86"	1.43"	1.34"	PBC-1575-C
PB-1574-TF	10.5	2.00"	2.00"	1.50"	1.86"	1.86"	1.43"	1.34"	PBC-1574-C
PB-1575-TF	10	3.00"	2.00"	.90"	2.86"	1.86"	.83"	.76"	PBC-1575-C
PB-1576-TF	15	3.00"	3.00"	1.50"	2.86"	2.86"	1.41"	1.36"	PBC-1576-C
PB-1577-TF	3	1.00"	1.00"	.75"	.86"	.88"	.69"	.61"	PBC-1577-C
PB-1578-TF	15.5	4.00"	2.12"	2.00"	3.86"	1.98"	1.93"	1.86"	PBC-1578-C
PB-1579-TF	3.5	1.50"	1.25"	.80"	1.36"	1.11"	.73"	.66"	PBC-1579-C
PB-1580-TF	11.5	4.00"	1.75"	1.00"	3.86"	1.61"	.93"	.86"	PBC-1580-C
PB-1581-TF	3	2.09"	1.25"	.44"	1.95"	1.11"	.37"	.30"	PBC-1581-C
PB-1582-TF	12.5	4.00"	2.12"	.90"	3.86"	1.98"	.83"	.76"	PBC-1578-C
PB-1583-TF	30	4.37"	3.12"	2.00"	4.17"	2.92"	1.90"	1.79"	PBC-1583-C

Reference only - Request drawing for internal configuration and dimensions

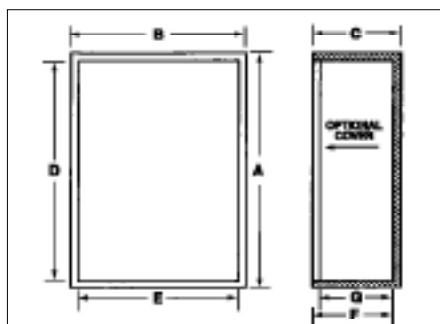

STYLE B



Catalog No. (Pkg. of 10)		EXTERNAL DIM.			INTERNAL DIM.*				Potting Box Cover
Style C	Wgt.(Oz.)	A	B	C	D	E	F	G	(Pkg of 10)
PB-1549-BF	13	3.05"	3.05"	.88"	2.89"	2.89"	.79"	.70"	PBC-1576-CN
PB-1553-BF	6	3.05"	2.05"	.50"	2.90"	1.90"	.43"	.37"	PBC-1559-C
PB-1554-BF	9	3.05"	2.05"	1.00"	2.90"	1.90"	.93"	.87"	PBC-1559-C
PB-1558-BF	6.5	2.00"	1.50"	1.00"	1.87"	1.37"	.93"	.84"	PBC-1558-C
PB-1559-BF	13.5	3.05"	2.05"	1.50"	2.90"	1.90"	1.43"	1.37"	PBC-1559-C
PB-1574-BF	10.5	2.00"	2.00"	1.50"	1.90"	1.90"	1.43"	1.37"	PBC-1574-CN
PB-1576-BF	15	3.00"	3.00"	1.50"	2.90"	2.90"	1.41"	1.32"	PBC-1576-CN
PB-1577-BF	3	1.00"	1.00"	.75"	.91"	.91"	.69"	.61"	PBC-1577-CN

Reference only - Request drawing for internal configuration and dimensions

STYLE C



Finish

Black

Shipped

Packages of 10 per Catalog Number
(*Packages of 25 per Catalog Number)

INDEX BY CATALOG NUMBERS (in numerical sequence)

Catalog No.	Page	Catalog No.	Page	Catalog No.	Page	Catalog No.	Page	Catalog No.	Page	Catalog No.	Page
POS-4	21	AC-433	41	PA-1112	25	AN-1316	45	PN-1329-MB	58	CB-1371	41
POS-4-S	21	CU-452-A	34	CU-1124	34	AN-1317	45	PN-1330	57	CB-1372	41
POS-6	21	CU-465	34	PA-1131	25	PN-1320	57	PN-1330-C	57	CB-1373	41
POS-7	21	CU-470	42	PA-1132	25	PN-1320-C	57	PN-1330-DG	57	CB-1374	41
POS-7-S	21	CU-471	42	PA-1133	25	PN-1320-CMB	58	PN-1331	57	CB-1375	41
POS-9	21	CU-472	42	PA-1134	25	PN-1320-DG	57	PN-1331-C	57	CB-1376	41
POS-9-S	21	CU-473	42	PA-1135	25	PN-1320-DGMB	58	PN-1331-DG	57	CB-1377	41
POS-11	21	CU-474	42	PA-1136	25	PN-1320-MB	58	PN-1332	57	SA-1378	23
POS-11-S	21	CU-475	42	PA-1137	25	PN-1321	57	PN-1332-C	57	SA-1379	23
B-60	15	CU-476	42	PA-1138	25	PN-1321-C	57	PN-1332-DG	57	ANX-1390	48
B-62	15	CU-477	42	PA-1139	25	PN-1321-CMB	58	PN-1333	57	ANX-1390-B	48
POS-66	21	CU-478	42	PA-1140	25	PN-1321-DG	57	PN-1333-C	57	ANX-1390-G	48
CU-123	42	CU-479	42	PA-1141	25	PN-1321-DGMB	58	PN-1333-DG	57	MB-1390-DG	57
CU-124	42	CU-482-A	34	PA-1142	25	PN-1321-MB	58	PN-1334	57	MB-1390-LG	57
AN-131	45	CU-585	34	FT-1170	16	PN-1322	57	PN-1334-C	57	AC-1402	41
POS-194-S	21	CU-587	34	PG-1172	68	PN-1322-C	57	PN-1334-DG	57	AC-1404	41
POS-195-S	21	CU-592-A	34	PG-1176	68	PN-1322-CMB	58	PN-1335	57	AC-1405	41
POS-201	21	CU-622-A	34	CM-1195	19	PN-1322-DG	57	PN-1335-C	57	AC-1407	41
POS-202	21	CU-712-A	34	CM-1196	19	PN-1322-DGMB	58	PN-1335-DG	57	AC-1413	41
CU-234	42	CU-728	34	CM-1197	19	PN-1322-MB	58	PN-1336	57	AC-1414	41
CU-247	42	CU-729	34	CM-1220	19	PN-1323	57	PN-1336-C	57	AC-1416	41
295	26	CU-741	72	CM-1221	19	PN-1323-C	57	PN-1336-DG	57	AC-1418	41
TC-300	35	CU-742	72	CM-1223	19	PN-1323-CMB	58	PN-1337	57	AC-1419	41
TC-301	35	CU-743	72	CM-1225	19	PN-1323-DG	57	PN-1337-C	57	AC-1421	41
TC-302	35	CU-744	72	CM-1227	19	PN-1323-DGMB	58	PN-1337-DG	57	AC-1422	41
TC-303	35	CU-745	72	RR-1248	12	PN-1323-MB	58	PN-1338	57	AC-1424	41
307	26	CU-789	72	RR-1249	12	PN-1324	57	PN-1338-C	57	AC-1426	41
CU-341-A	34	CU-790	72	RR-1263	12	PN-1324-C	57	PN-1338-DG	57	AC-1427	41
CU-347	42	CU-791	72	RR-1264	12	PN-1324-CMB	58	PN-1339	57	AC-1428	41
CU-387	73	CU-792	72	RR-1265	12	PN-1324-DG	57	PN-1339-C	57	AC-1429	41
CU-388	73	CU-793	72	MB-1266	21	PN-1324-DGMB	58	PN-1339-DG	57	AC-1430	41
CU-389	73	CUR-793	72	MB-1267	21	PN-1324-MB	58	PN-1340	57	AC-1431	41
AC-401	41	CU-794	72	MB-1268	21	PN-1325	57	PN-1340-C	57	CU-1470	73
AC-402	41	CU-795	72	RR-1269	12	PN-1325-C	57	PN-1340-DG	57	CU-1471	73
AC-403	41	851-DLH	26	ARR-1272	11	PN-1325-CMB	58	PN-1341	57	CU-1472	73
AC-404	41	CU-879	34	ARR-1276	11	PN-1325-DG	57	PN-1341-C	57	CU-1473	73
AC-405	41	CU-880	34	SA-1278	23	PN-1325-DGMB	58	PN-1341-DG	57	CU-1474	73
AC-406	41	CU-881	34	SA-1279	23	PN-1325-MB	58	PN-1342	57	CU-1475	73
AC-407	41	CU-882	34	FN-1280	15	PN-1326	57	PN-1342-C	57	CU-1476	73
AC-408	41	CU-883	34	FG-1281	15	PN-1326-C	57	PN-1342-DG	57	BPA-1502	41
AC-409	41	AU-1028	34	FN-1282	15	PN-1326-DG	57	PN-1343	57	BPA-1504	41
AC-411	41	AU-1029	34	FC-1283	15	PN-1327	57	PN-1343-C	57	BPA-1505	41
AC-412	41	AU-1039	34	ARR-1294	11	PN-1327-C	57	PN-1343-DG	57	BPA-1507	41
AC-413	41	AU-1040	34	ARR-1296	11	PN-1327-CMB	58	PN-1344	57	BPA-1513	41
AC-414	41	AU-1083	34	AN-1300	45	PN-1327-DG	57	PN-1344-C	57	BPA-1514	41
AC-415	41	CU-1098	34	AN-1301	45	PN-1327-DGMB	58	PN-1344-DG	57	BPA-1515	41
AC-416	41	CU-1099	34	AN-1302	45	PN-1327-MB	58	CSB-1351	18	BPA-1516	41
AC-418	41	PA-1101	25	AN-1303	45	PN-1328	57	CSB-1352	18	BPA-1517	41
AC-419	41	PA-1102	25	AN-1304	45	PN-1328-C	57	CSB-1353	18	BPA-1518	41
AC-420	41	PA-1103	25	AN-1305	45	PN-1328-CMB	58	CSB-1354	18	BPA-1519	41
AC-421	41	PA-1104	25	AN-1306	45	PN-1328-DG	57	CSB-1355	18	BPA-1520	41
AC-423	41	PA-1105	25	AN-1307	45	PN-1328-DGMB	58	RR-1363	12	BPA-1522	41
AC-424	41	PA-1106	25	AN-1308	45	PN-1328-MB	58	RR-1364	12	BPA-1523	41
AC-427	41	PA-1107	25	AN-1309	45	PN-1329	57	RR-1366	12	BPA-1524	41
AC-428	41	PA-1108	25	AN-1310	45	PN-1329-C	57	RR-1367	12	BPA-1527	41
AC-429	41	PA-1109	25	AN-1313	45	PN-1329-CMB	58	RR-1368	12	BPA-1528	41
AC-430	41	PA-1110	25	AN-1314	45	PN-1329-DG	57	RR-1369	12	BPA-1529	41
AC-431	41	PA-1111	25	AN-1315	45	PN-1329-DGMB	58	CB-1370	41	BPA-1530	41

INDEX BY CATALOG NUMBERS (in numerical sequence)

Catalog No.	Page	Catalog No.	Page	Catalog No.	Page	Catalog No.	Page	Catalog No.	Page	Catalog No.	Page
BPA-1531	41	PBC-1580-C	75	BB-1809	32	CU-1955	73	SF-2294	11	SH-2488	24
WA-1540	36	PB-1581	75	SFA-1831	25	MD-1960	39	30-2300	7	SH-2489	24
WA-1541	36	PB-1581-TF	75	SFA-1832	25	MD-1961	39	60-2300	7	SH-2490	24
WA-1542	36	PBC-1581-C	75	SFA-1833	25	MD-1962	39	30-2301	7	SH-2491	24
WA-1543	36	PB-1582	75	SFA-1834	25	FT-1973	16	60-2301	7	SH-2492	24
PB-1549-BF	75	PB-1582-TF	75	SFA-1835	25	FT-1976	16	30-2302	7	SH-2493	24
PB-1553-BF	75	PB-1583	75	SFA-1836	25	FT-1979	16	60-2302	7	SH-2494	24
PB-1554-BF	75	PB-1583-TF	75	SFA-1837	25	E30-2000	6	30-2303	7	30-2500	7
C-1555	38	PBC-1583-C	75	SFA-1838	25	E-2000	6	60-2303	7	60-2500	7
C-1557	38	C-1584	38	SFA-1839	25	E30-2003	6	30-2304	7	30-2501	7
PB-1558	75	C-1585	38	SFA-1840	25	E-2003	6	60-2304	7	60-2501	7
PB-1558-BF	75	C-1586	38	SFA-1841	25	E30-2004	6	30-2305	7	30-2502	7
PB-1558-TF	75	C-1587	38	SFA-1842	25	E-2004	6	60-2305	7	60-2502	7
PBC-1558-C	75	C-1588	38	AB-1851	20	E30-2005	6	30-2306	7	30-2503	7
PBC-1558-CN	75	BPA-1589	41	AB-1852	20	E-2005	6	60-2306	7	60-2503	7
PB-1559	75	BPA-1590	41	CU-1872	72	E30-2006	6	60-2307	7	30-2504	7
PB-1559-BF	75	BPA-1591	41	CU-1874	72	E-2006	6	60-2308	7	60-2504	7
PB-1559-TF	75	BPA-1592	41	C-1892	38	E30-2007	6	60-2309	7	30-2505	7
PBC-1559-C	75	BPA-1593	41	C-1893	38	E-2007	6	60-2310	7	60-2505	7
PB-1560	75	BPA-1594	41	C-1894	38	E-2008	6	60-2311	7	30-2506	7
PBC-1560-C	75	BPA-1595	41	C-1896	38	E-2011	6	60-2312	7	60-2506	7
PB-1561	75	BPA-1596	41	PI-1900	67	E-2012	6	60-2313	7	60-2507	7
PBC-1561-C	75	BPA-1597	41	PI-1900-LG	67	E-2013	6	PMR-2331	18	60-2508	7
PB-1562	75	BPA-1598	41	PI-1901	67	E-2014	6	60-2340	7	60-2509	7
PBC-1562-C	75	PE-1600	19	PI-1901-LG	67	E-2015	6	60-2341	7	60-2510	7
PB-1563	75	PE-1601	19	PI-1902	67	CU-2100-B	40	60-2342	7	60-2511	7
PBC-1563-C	75	PE-1602	19	PI-1902-LG	67	CU-2101-B	40	60-2343	7	60-2512	7
PB-1564	75	SA-1719	23	PI-1903	67	CU-2102-B	40	60-2344	7	60-2513	7
PBC-1564-C	75	SA-1720	23	PI-1903-LG	67	CU-2103-B	40	60-2345	7	PNR-2600	57
PB-1565	75	D-1722	22	PI-1904	67	CU-2104-B	40	60-2346	7	PNR-2600-C	57
PBC-1565-C	75	D-1723	22	PI-1904-LG	67	CU-2105-B	40	60-2361	23	PNR-2600-DG	57
W-1573	26	SH-1730	24	PI-1905	67	CU-2106-B	40	DD-2363	22	PNR-2601	57
PB-1574	75	SA-1746	25	PI-1905-LG	67	CU-2107-B	40	SH-2379	23	PNR-2601-C	57
PB-1574-BF	75	SA-1748	22	PI-1906	67	CU-2108-B	40	60-2380	23	PNR-2601-DG	57
PB-1574-TF	75	SA-1749	22	PI-1906-LG	67	CU-2109-B	40	60-2381	23	PNR-2602	57
PBC-1574-C	75	SA-1750	22	PI-1907	67	CU-2110-B	40	SH-2382	23	PNR-2602-C	57
PBC-1574-CN	75	SA-1751	22	PI-1907-LG	67	CU-2111-B	40	SH-2383	23	PNR-2602-DG	57
PB-1575	75	SA-1752	22	PI-1908	67	SB-2140	35	SH-2384	23	PNR-2603	57
PB-1575-TF	75	SA-1753	22	PI-1908-LG	67	SB-2141	35	SH-2385	23	PNR-2603-C	57
PBC-1575-C	75	SA-1765	22	PI-1909	67	SB-2142	35	SH-2386	23	PNR-2603-DG	57
PB-1576	75	SA-1766	22	PI-1909-LG	67	SB-2143	35	SH-2387	24	PNR-2604	57
PB-1576-BF	75	SA-1775	20	PI-1910	67	SF-2184	11	SH-2388	24	PNR-2604-C	57
PB-1576-TF	75	EB-1781	19	PI-1910-LG	67	SF-2194	11	SH-2389	24	PNR-2604-DG	57
PBC-1576-C	75	KS-1785	20	PI-1911	67	CM-2200	18	SH-2390	24	PNR-2605	57
PBC-1576-CN	75	KS-1787	20	PI-1911-LG	67	CM-2201	18	SH-2391	24	PNR-2605-C	57
PB-1577	75	KS-1788	25	CU-1931-MB	74	CM-2202	18	SH-2392	24	PNR-2605-DG	57
PB-1577-BF	75	HWB-1790	22	CU-1933-MB	74	CMS-2208-B	18	SH-2393	24	PNR-2606	57
PB-1577-TF	75	HWB-1792	22	CU-1935-MB	74	CMS-2212-B	18	SH-2394	24	PNR-2606-C	57
PBC-1577-C	75	SA-1796	20	CU-1937-MB	74	CMS-2218-B	18	SH-2397	24	PNR-2606-DG	57
PBC-1577-CN	75	SA-1798	20	CU-1941	73	CM-2220	20	SH-2479	23	PNR-2607	57
PB-1578	75	BB-1800	32	CU-1943	73	CM-2221	20	SH-2480	23	PNR-2607-C	57
PB-1578-TF	75	BB-1801	32	CU-1945	73	WRR-2242	11	SH-2481	23	PNR-2607-DG	57
PBC-1578-C	75	BB-1802	32	CU-1947	73	WRR-2243	11	SH-2482	23	PNR-2608	57
PB-1579	75	BB-1803	32	CU-1950	73	WRR-2244	11	SH-2483	23	PNR-2608-C	57
PB-1579-TF	75	BB-1804	32	CU-1951	73	WRR-2264	11	SH-2484	23	PNR-2608-DG	57
PBC-1579-C	75	BB-1806	32	CU-1952	73	SF-2283	11	SH-2485	23	BT-2723	56
PB-1580	75	BB-1807	32	CU-1953	73	SF-2284	11	SH-2486	23	BT-2724	56
PB-1580-TF	75	BB-1808	32	CU-1954	73	SF-2293	11	SH-2487	24	BT-2725	56

INDEX BY CATALOG NUMBERS (in numerical sequence)

Catalog No.	Page	Catalog No.	Page	Catalog No.	Page	Catalog No.	Page	Catalog No.	Page	Catalog No.	Page
BT-2727	.56	CU-3010-A	.40	HH-3498	.60	SN-3707	.49	IPS-3919	.44	EX-4502	.39
BT-2734	.56	CU-3011-A	.40	HH-3499-BC	.60	SN-3708	.49	IPS-3921	.44	EX-4521	.39
BT-2740	.56	CU-3240	.73	HH-3501	.60	SN-3709	.49	SPB-3921	.48	EX-4522	.39
BT-2742	.56	CU-3241	.73	HH-3502	.60	SNB-3730	.50	SPB-3922	.48	EX-4523	.39
HWB-2792	.22	CU-3242	.73	HH-3503	.60	SNB-3731	.50	IPS-3923	.44	EX-4541	.39
AN-2800	.46	CU-3243	.73	HH-3504	.60	SNB-3732	.50	SPB-3923	.48	EX-4542	.39
AN-2801	.46	CU-3244	.73	HH-3505	.60	SNB-3733	.50	SPB-3924	.48	EX-4543	.39
AN-2802	.46	CU-3245	.73	HH-3510-B	.63	SNB-3734	.50	IPS-3925	.44	DB-4701	.64
AN-2803	.46	CU-3281	.72	HH-3510-BCB	.63	SNB-3735	.50	IPS-3927	.44	DB-4702	.64
AN-2804	.46	CUR-3281	.72	HH-3510-BCG	.63	SNB-3736	.50	IPS-3929	.44	DB-4703	.64
AN-2805	.46	CUR-3281-C	.72	HH-3510-G	.63	SNB-3737	.50	IPS-3931	.44	DB-4704	.64
AN-2806	.46	CU-3282	.72	HH-3524	.61	SNB-3738	.50	IPS-3933	.44	DB-4713	.64
AN-2807	.46	CUR-3282	.72	HH-3529-BBK	.61	SNB-3739	.50	IPS-3935	.44	DB-4715	.64
AN-2808	.46	CUR-3282-C	.72	HH-3529-BBL	.61	SNB-3740	.50	JB-3944	.36	DB-4751	.64
AN-2809	.46	CU-3283	.72	HH-3529-BRD	.61	SNB-3741	.50	JB-3944-KO	.36	DB-4754	.64
AN-2810	.46	CUR-3283	.72	HH-3535	.61	SNB-3743	.50	JB-3945	.36	DPB-4760	.64
AN-2811	.46	CUR-3283-C	.72	HH-3539-BBK	.61	SNC-3750	.50	JB-3945-KO	.36	DMB-4770	.64
AN-2812	.46	CU-3284	.72	HH-3539-BBL	.61	SNC-3751	.50	JB-3950	.36	DMB-4771	.64
AN-2813	.46	CUR-3284	.72	HH-3539-BRD	.61	SNC-3752	.50	JB-3950-KO	.36	DMB-4772	.64
AN-2814	.46	CUR-3284-C	.72	HH-3550	.60	SNC-3753	.50	JB-3951	.36	DMB-4773	.64
AN-2815	.46	CU-3285	.72	HH-3570-B	.60	SNC-3754	.50	JB-3951-KO	.36	DMB-4774	.64
AN-2816	.46	CUR-3285	.72	HH-3570-G	.60	SNC-3755	.50	JB-3952	.36	JBH-4944-KO	.36
AN-2817	.46	CUR-3285-C	.72	HH-3580-B	.61	SNC-3756	.50	JB-3952-KO	.36	JBH-4945-KO	.36
AN-2818	.46	CU-3286	.72	HH-3580-BCB	.61	SNC-3757	.50	JB-3953	.36	JBH-4953-KO	.36
AN-2819	.46	CUR-3286	.72	F-3581	.26	ANS-3801	.44	JB-3953-KO	.36	JBH-4954-KO	.36
AN-2820	.46	CUR-3286-C	.72	HH-3595-BCB	.59	ANS-3801-B	.44	JB-3954	.36	JBH-4955-KO	.36
AN-2821	.46	CU-3287	.72	HH-3595-BCG	.59	ANS-3803	.44	JB-3954-KO	.36	JBH-4956-KO	.36
AN-2822	.46	CUR-3287	.72	F-3599	.26	ANS-3803-B	.44	JB-3955	.36	JBH-4957-KO	.36
AN-2823	.46	CUR-3287-C	.72	HH-3600-B	.63	ANS-3805	.44	JB-3955-KO	.36	JBH-4958-KO	.36
AN-2850	.47	3313	.26	HH-3610-B	.63	ANS-3805-B	.44	JB-3956	.36	JBH-4959-KO	.36
AN-2851	.47	HH-3400-BC	.59	HH-3610-BCB	.63	ANS-3807	.44	JB-3956-KO	.36	JBH-4960-KO	.36
AN-2851-B	.47	HH-3401-BC	.59	HH-3630	.62	ANS-3807-B	.44	JB-3957	.36	JBH-4961-KO	.36
AN-2852	.47	HH-3420	.59	HH-3631	.62	ANS-3809	.44	JB-3957-KO	.36	AS-5000-A	.17
AN-2852-B	.47	HH-3420-BC	.59	HH-3632	.62	ANS-3809-B	.44	JB-3958	.36	AS-5001-A	.17
AN-2853	.47	HH-3421	.59	HH-3633	.62	ANS-3811	.44	JB-3958-KO	.36	AS-5002-A	.17
AN-2853-B	.47	HH-3421-BC	.59	HH-3634	.62	ANS-3811-B	.44	JB-3959	.36	AS-5004-A	.17
AN-2854	.47	HH-3430-BCB	.59	HH-3640	.62	ANS-3813	.44	JB-3959-KO	.36	AS-5042-A	.17
AN-2854-B	.47	HH-3430-BCG	.59	HH-3641	.62	ANS-3813-B	.44	JB-3960	.36	BAS-5106	.17
AN-2855	.47	HH-3431-BCB	.59	HH-3642	.62	ANS-3815	.44	JB-3960-KO	.36	BAS-5107	.17
AN-2855-B	.47	HH-3431-BCG	.59	HH-3643	.62	ANS-3815-B	.44	JB-3961	.36	BAS-5108	.17
AN-2856	.47	HH-3440-TS	.59	HP-3649-B	.71	ANS-3817	.44	JB-3961-KO	.36	CU-5123	.43
AN-2856-B	.47	HH-3441-G	.59	HP-3650-B	.71	ANS-3817-B	.44	CU-4123	.42	CU-5124	.43
AN-2857	.47	HH-3442-C	.59	HP-3651-B	.71	ANS-3819	.44	CU-4124	.42	CC-5190	.20
AN-2857-B	.47	HH-3449	.62	HP-3652-B	.71	ANS-3819-B	.44	CU-4234	.42	CC-5191	.20
AN-2858	.47	HH-3451-TL	.59	HP-3653-B	.71	IPS-3901	.44	CU-4247	.42	CU-5234	.43
AN-2858-B	.47	HH-3463	.59	HP-3654-B	.71	SPB-3901	.48	CU-4347	.42	CU-5247	.43
AN-2900	.46	HH-3464	.59	HP-3660-B	.71	SPB-3902	.48	CU-4470	.42	CU-5347	.43
AN-2901	.46	HH-3465	.59	HP-3661-B	.71	IPS-3903	.44	CU-4471	.42	CU-5470	.43
CU-3000-A	.40	HH-3466	.59	HP-3662-B	.71	SPB-3903	.48	CU-4472	.42	CU-5471	.43
CU-3001-A	.40	HH-3468	.59	HP-3663-B	.71	SPB-3904	.48	CU-4473	.42	CU-5472	.43
CU-3002-A	.40	HH-3469	.59	HP-3664-B	.71	IPS-3905	.44	CU-4474	.42	CU-5473	.43
CU-3003-A	.40	HH-3470	.59	SN-3700	.49	IPS-3907	.44	CU-4475	.42	CU-5474	.43
CU-3004-A	.40	HH-3471	.59	SN-3701	.49	IPS-3909	.44	CU-4476	.42	CU-5475	.43
CU-3005-A	.40	HH-3490	.59	SN-3702	.49	IPS-3911	.44	CU-4477	.42	CU-5476	.43
CU-3006-A	.40	HH-3492	.60	SN-3703	.49	IPS-3913	.44	CU-4478	.42	CU-5477	.43
CU-3007-A	.40	HH-3494	.60	SN-3704	.49	IPS-3915	.44	CU-4479	.42	CU-5478	.43
CU-3008-A	.40	HH-3496	.60	SN-3705	.49	IPS-3916	.44	EX-4500	.39	CU-5479	.43
CU-3009-A	.40	HH-3497-BC	.60	SN-3706	.49	IPS-3917	.44	EX-4501	.39	WM-5510	.38

Catalog No.	Page	Catalog No.	Page	Catalog No.	Page	Catalog No.	Page	Catalog No.	Page	Catalog No.	Page
WM-5511	38	USB-7201-C	74	H-9174-B	27	VC-9920	30	NBD-10456	53	CS-11227	35
WM-5512	38	USB-7201-G	74	H-9176-B	27	VC-9921	30	NBD-10462	53	CS-11230	35
WM-5513	38	F-7264-A	26	H-9177-B	27	VC-9922	30	NBD-10465	53	CSC-11242	37
WM-5514	38	7346	26	H-9179-B	27	VC-9923	30	NBD-10469	53	CSC-11244	37
WM-5601	30	HD-7600	56	H-9180-B	27	VC-9924	30	NBD-10472	53	CSC-11246	37
WM-5606	30	RC-7758-PR	26	H-9183-B	27	VC-9930	30	NBD-10476	53	CSC-11248	37
WM-5611	30	RC-7761-PR	26	9260	26	VC-9931	30	NBE-10543	53	CSA-11262	37
WM-5616	30	RC-7762-PR	26	9261	26	VC-9932	30	NBE-10547	53	CSA-11264	37
CN-5700	47	RC-7764-PR	26	AGC-9268	31	VC-9933	30	NBE-10553	53	CSA-11266	37
CN-5701	47	RL7766	26	AGC-9269	31	VC-9934	30	NBE-10558	53	PBS-11273	68
CN-5702	47	RL7767	26	AGC-9270	31	NR-10025	8	NBE-10563	53	PBS-11275	68
CN-5703	47	RL7770	26	AGC-9271	31	NR-10026	8	NBE-10567	53	PS-11276	68
CN-5704	47	RL7771	26	AGC-9272	31	NRD-10055	8	NBE-10573	53	PS-11279	68
CN-5705	47	F-7800-A	26	AGC-9273	31	NRD-10056	8	NBE-10578	53	CSH-11280	37
CN-5706	47	DC-8002	10	AGC-9274	31	NRP-10065	8	NBX-10910	55	PMB-11282	68
CN-5707	47	DC-8010	9	AGC-9275	31	NRP-10066	8	NBX-10911	55	PS-11292	68
CN-5708	47	DC-8035	14	AGC-9276	31	NRX-10080	8	NBX-10915	54	PBS-11294	68
CN-5709	47	F-8038	26	AGC-9277	31	NRB-10081	8	NBX-10920	54	PT-11308	68
CN-5710	47	CMR-8040	14	AGC-9278	31	NRB-10084	8	NBX-10922	54	PBS-11327	68
CN-5711	47	DC-8050	10	AGC-9279	31	NBA-10142	52	NBX-10924	54	PS-11339	68
CN-5712	47	CSR-8060	14	AGC-9280	31	NBA-10144	52	NBX-10930	54	PSS-11350	68
CN-5713	47	DC-8075	10	LH-9358	27	NBA-10148	52	NBX-10950	54	PT-11372	68
CN-5714	47	DC-8076	10	PMR-9448	18	NBA-10152	52	NBX-10951	54	PT-11388	68
TR-6100	34	DC-8078	10	PMR-9449	18	NBA-10156	52	NBX-10952	54	PC-11402	65
TR-6101	34	UN-8080	31	PMR-9450	18	NBA-10162	52	NBX-10953	54	PC-11403	65
TR-6102	34	MNC-8085	31	PMR-9451	18	NBA-10164	52	NBX-10954	54	PC-11404	65
TR-6103	34	PMR-8088	13	PMR-9452	18	NBA-10168	52	NBX-10970	54	PC-11406	65
IP-6130	33	AB-8089	13	PMR-9453	18	NBA-10172	52	NBX-10975	54	PC-11408	65
IP-6131	33	DR-8092	13	PMR-9454	18	NBA-10176	52	NBX-10976	54	PC-11410	65
IP-6136	33	DR-8093	13	PMR-9483	18	NBB-10220	52	NBX-10977	54	PC-11412	65
IP-6137	33	DR-8094	13	PMR-9484	18	NBB-10221	52	NBX-10978	54	PC-11414	65
IP-6138	33	SH-8096	13	NG-9511	55	NBB-10222	52	NBX-10979	54	PC-11416	65
IA-6160	33	HW-8097	13	NG-9512	55	NBB-10223	52	NBX-10980	54	PC-11418	65
IA-6161	33	SRP-8131	2	NG-9513	55	NBB-10230	52	NBX-10981	54	PC-11420	65
IA-6162	33	SRP-8134	2	NG-9514	55	NBB-10231	52	NBX-10982	54	PC-11432	65
IA-6163	33	SRP-8137	2	NG-9515	55	NBB-10232	52	NBX-10983	54	PC-11438	65
NF-6610	49	SRP-8141	2	NG-9516	55	NBB-10233	52	NBX-10984	54	PC-11460	66
NF-6611	49	SRP-8144	2	NG-9517	55	NBB-10240	52	NBX-10985	54	PC-11461	66
NF-6612	49	SRP-8147	2	9621	26	NBB-10241	52	NBX-10986	54	PC-11462	66
NF-6613	49	CSB-8180	18	F-9653	26	NBB-10243	52	NBX-10987	54	PC-11463	66
NF-6614	49	CSB-8181	18	V-9760-L	4, 5	NBB-10245	52	NBX-10988	54	PC-11464	66
NFL-6630	49	SH-8190	24	V-9763-L	4, 5	NBB-10247	52	NBX-10990	54	PC-11465	66
NFL-6631	49	SH-8195	24	V-9764-L	4, 5	NBB-10251	52	NBX-10991	54	PC-11466	66
NFL-6632	49	SH-8196	24	V-9765-L	3, 4, 5	NBB-10253	52	NBX-10992	54	PC-11467	66
NFL-6633	49	VR-8924	3	V-9766-L	3, 4, 5	NBB-10258	52	NBX-10994	54	PC-11468	66
NFL-6634	49	VR-8925	3	V-9767-L	3, 4, 5	NBB-10260	52	NBX-10996	54	PC-11469	66
CN-6702	48	VR-8926	3	V-9770-L	4	NBB-10261	52	NBX-10997	54	PC-11470	66
CN-6703	48	H-9110-B	27	V-9771-L	4	NBB-10263	52	NBX-10999	54	PC-11471	66
CN-6704	48	H-9111-B	27	V-9772-L	4	NBB-10265	52	CS-11202	37	PC-11475	66
CN-6705	48	H-9112-B	27	V-9773-L	4	NBB-10267	52	CS-11204	37	PC-11476	66
CN-6706	48	H-9113-B	27	V-9774-L	4	NBB-10271	52	CS-11206	37	PC-11477	66
CN-6707	48	H-9114-B	27	V-9775-L	4	NBB-10273	52	CS-11208	37	PC-11478	66
CN-6708	48	H-9116-B	27	V-9776-L	4	NBB-10278	52	CS-11210	37	PC-11480	65
CN-6709	48	H-9160-B	27	EC-9902	32	NBC-10352	53	CS-11212	37	PC-11480-A	65
CN-6710	48	H-9161-B	27	EC-9903	32	NBD-10442	53	CS-11214	37	PC-11480-LG	65
CN-6711	48	H-9166-B	27	EC-9904	32	NBD-10445	53	CS-11216	37	PC-11480-LGA	65
CU-7125	34	H-9168-B	27	EC-9905	32	NBD-10449	53	CS-11221	35	PC-11481	65
CU-7127	34	H-9170-B	27	EC-9906	32	NBD-10452	53	CS-11225	35	PC-11481-A	65

INDEX BY CATALOG NUMBERS (in numerical sequence)

Catalog No.	Page	Catalog No.	Page	Catalog No.	Page	Catalog No.	Page	Catalog No.	Page	Catalog No.	Page
PC-11481-LG	.65	BRP-12206	.1	CH-14403	.28	ER-16573	.5	NBF-32010	.51	NBF-32238	.51
PC-11481-LGA	.65	BRP-12208	.1	CH-14404	.28	ER-16574	.5	NBF-32012	.51	NBF-32240	.51
PC-11482	.65	BRP-12212	.1	C-14430	.28	ER-16575	.5	NBF-32014	.51	NBF-32242	.51
PC-11482-A	.65	BRP-12216	.1	C-14431	.28	ER-16576	.5	NBF-32016	.51	NBF-32244	.51
PC-11482-LG	.65	BRP-12218	.1	C-14432	.28	ER-16592	.5	NBF-32018	.51	NBF-32246	.51
PC-11482-LGA	.65	SH-12703	.30	C-14440	.28	ER-16593	.5	NBF-32020	.51	NBF-32302	.51
PC-11491	.66	SH-12704	.30	C-14441	.28	ER-16594	.3, 5	NBF-32022	.51	NBF-32304	.51
PC-11493	.66	SH-12705	.30	C-14442	.28	ER-16595	.3, 5	NBF-32024	.51	NBF-32306	.51
PC-11495	.66	SH-12706	.1	PRM-14460	.29	ER-16596	.3, 5	NBF-32026	.51	NBF-32308	.51
PS-11502	.69	SH-12708	.1	PRM-14462	.29	ER-16602	.5	NBF-32028	.51	NBF-32310	.51
PS-11505	.69	SC-13100	.40	PRM-14464	.29	ER-16603	.5	NBF-32030	.51	NBF-32312	.51
PS-11521	.69	SC-13101	.40	NBB-15240	.52	ER-16604	.5	NBF-32032	.51	NBF-32314	.51
PBS-11532	.69	KB-13200	.35	NBB-15243	.52	ER-16605	.5	NBF-32034	.51	NBF-32316	.51
PS-11533	.69	KB-13201	.35	NBB-15245	.52	ER-16606	.5	NBF-32036	.51	NBF-32318	.51
PC-11535	.66	KB-13202	.35	NBB-15247	.52	ER-16612	.5	NBF-32038	.51	NBF-32320	.51
PS-11543	.69	HC-14097	.29	NBB-15253	.52	ER-16613	.5	NBF-32040	.51	NBF-32322	.51
PS-11553	.69	HC-14098	.29	NBB-15258	.52	ER-16614	.5	NBF-32042	.51	NBF-32324	.51
PC-11555	.66	HC-14099	.29	NBD-15442	.53	ER-16615	.5	NBF-32044	.51	NBF-32326	.51
PT-11557	.69	HC-14100	.29	NBD-15445	.53	ER-16616	.5	NBF-32046	.51	NBF-32328	.51
PSP-11563	.69	HC-14101	.29	NBD-15449	.53	ER-16622	.5	NBF-32102	.51	NBF-32330	.51
PC-11565	.66	HC-14102	.29	NBD-15452	.53	ER-16623	.5	NBF-32104	.51	NBF-32332	.51
PSP-11572	.69	HC-14103	.29	NBD-15456	.53	ER-16624	.5	NBF-32106	.51	NBF-32334	.51
PSP-11573	.69	HC-14104	.29	ER-16502	.5	ER-16625	.5	NBF-32108	.51	NBF-32336	.51
PT-11630	.69	HC-14105	.29	ER-16503	.5	ER-16626	.5	NBF-32114	.51	NBF-32338	.51
PC-11640	.66	HC-14106	.29	ER-16504	.5	ER-16652	.5	NBF-32116	.51	NBF-32340	.51
PT-11642	.69	HC-14107	.29	ER-16505	.5	ER-16653	.5	NBF-32118	.51	NBF-32342	.51
PC-11645	.66	HC-14108	.29	ER-16506	.5	ER-16654	.5	NBF-32120	.51	NBF-32344	.51
PT-11653	.69	HC-14109	.29	ER-16511	.5	ER-16655	.5	NBF-32122	.51	NBF-32346	.51
PT-11657	.69	NHC-14150	.29	ER-16512	.5	ER-16656	.5	NBF-32124	.51	NBF-32402	.51
PT-11664	.69	NHC-14151	.29	ER-16513	.5	ER-16662	.5	NBF-32126	.51	NBF-32404	.51
PT-11668	.69	NHC-14152	.29	ER-16514	.5	ER-16663	.5	NBF-32128	.51	NBF-32406	.51
PT-11743	.69	NHC-14153	.29	ER-16515	.5	ER-16664	.5	NBF-32130	.51	NBF-32408	.51
PT-11754	.69	NHC-14154	.29	ER-16516	.5	ER-16665	.5	NBF-32132	.51	NBF-32410	.51
PT-11754-DW	.69	NHC-14155	.29	ER-16521	.5	ER-16666	.5	NBF-32134	.51	NBF-32412	.51
PT-11785	.69	NHC-14156	.29	ER-16522	.5	ER-16672	.5	NBF-32136	.51	NBF-32414	.51
PT-11785-MP	.69	NHC-14157	.29	ER-16523	.5	ER-16673	.5	NBF-32138	.51	NBF-32416	.51
PT-11800	.70	BC-14210	.29	ER-16524	.5	ER-16674	.5	NBF-32140	.51	NBF-32418	.51
PT-11801	.70	RM-14212	.28	ER-16525	.5	ER-16675	.5	NBF-32142	.51	NBF-32420	.51
PTH-11810-B	.70	RM-14213	.28	ER-16526	.5	ER-16676	.5	NBF-32144	.51	NBF-32422	.51
PTH-11810-G	.70	RM-14214	.28	ER-16531	.5	DT-17400	.22	NBF-32146	.51	NBF-32424	.51
PTH-11811-B	.70	BC-14215	.29	ER-16532	.5	NBB-22220	.52	NBF-32202	.51	NBF-32426	.51
PTH-11811-G	.70	RM-14215	.28	ER-16533	.5	NBB-22221	.52	NBF-32204	.51	NBF-32428	.51
PT-11820	.70	RM-14222	.28	ER-16534	.3, 5	NBB-22222	.52	NBF-32206	.51	NBF-32430	.51
PT-11850-PMB	.67	RM-14223	.28	ER-16535	.3, 5	NBB-22223	.52	NBF-32208	.51	NBF-32432	.51
PT-11850-PXX	.67	RM-14224	.28	ER-16536	.3, 5	NBB-22240	.52	NBF-32210	.51	NBF-32434	.51
PT-11851-FMB	.67	RM-14225	.28	ER-16552	.5	NBB-22241	.52	NBF-32212	.51	NBF-32436	.51
PT-11851-PMB	.67	C-14242	.28	ER-16553	.5	NBB-22243	.52	NBF-32214	.51	NBF-32438	.51
PT-11852-PMB	.67	C-14243	.28	ER-16554	.5	NBB-22245	.52	NBF-32216	.51	NBF-32440	.51
PT-11852-PXX	.67	C-14244	.28	ER-16555	.5	NBB-22247	.52	NBF-32218	.51	NBF-32442	.51
PT-11853-FMB	.67	C-14245	.28	ER-16556	.5	NBB-22251	.52	NBF-32220	.51	NBF-32444	.51
PT-11853-PMB	.67	TBC-14252	.28	ER-16561	.5	NBB-22253	.52	NBF-32222	.51	NBF-32446	.51
PPB-11860-BK	.74	TBC-14253	.28	ER-16562	.5	NBB-22258	.52	NBF-32224	.51	NBB-32640	.52
PPB-11860-WT	.74	TBC-14262	.28	ER-16563	.5	BPM-22260	.55	NBF-32226	.51	NBB-32643	.52
PPB-11861-BK	.74	TBC-14263	.28	ER-16564	.5	BPM-22261	.55	NBF-32228	.51	NBB-32647	.52
PPB-11861-WT	.74	MB-14273	.28	ER-16565	.5	NBF-32002	.51	NBF-32230	.51	NBB-32653	.52
SC-12100	.39	CH-14400	.28	ER-16566	.5	NBF-32004	.51	NBF-32232	.51	AN-2850-B	.47
SC-12101	.39	CH-14401	.28	ER-16571	.5	NBF-32006	.51	NBF-32234	.51		
BRP-12202	.1	CH-14402	.28	ER-16572	.5	NBF-32008	.51	NBF-32236	.51		



Custom Enclosures Are Standard at Bud!

COMPLETE DESIGN SUPPORT, INCLUDING CAD TO CAD E-MAIL

Let our experts help you develop the most cost-effective solution to your special design needs.

CREATING A UNIQUE DESIGN TO MEET YOUR SPECIFIC NEEDS

Bud's state-of-the-art production allows low tooling cost and rapid productions of custom products.


MODIFYING A STANDARD PRODUCT

Bud provides modifications from custom colors to additional heights, widths and depths; additional ventilation to unique hole configurations.

MOUNTING ACCESSORIES PROVIDE A TURN-KEY SOLUTION

Bud speeds your installation process by adding shelves, power outlet strips, fans, or any add-on product at the factory.

When you need quality custom enclosures, remember: Bud = Quality!



Bud Industries, Inc.

www.budind.com

Bud Industries, Inc.
4605 East 355th Street
Willoughby, OH 44094

TEL: 440-946-3200

FAX: 440-951-4015

saleseast@budind.com

Bud Industries, Inc.
10000 N 31st Ave., Suite D-410
Phoenix, AZ 85051

TEL: 602-870-8377

FAX: 602-870-8477

Данный компонент на территории Российской Федерации

Вы можете приобрести в компании MosChip.

Для оперативного оформления запроса Вам необходимо перейти по данной ссылке:

<http://moschip.ru/get-element>

Вы можете разместить у нас заказ для любого Вашего проекта, будь то серийное производство или разработка единичного прибора.

В нашем ассортименте представлены ведущие мировые производители активных и пассивных электронных компонентов.

Нашей специализацией является поставка электронной компонентной базы двойного назначения, продукции таких производителей как XILINX, Intel (ex.ALTERA), Vicor, Microchip, Texas Instruments, Analog Devices, Mini-Circuits, Amphenol, Glenair.

Сотрудничество с глобальными дистрибьюторами электронных компонентов, предоставляет возможность заказывать и получать с международных складов практически любой перечень компонентов в оптимальные для Вас сроки.

На всех этапах разработки и производства наши партнеры могут получить квалифицированную поддержку опытных инженеров.

Система менеджмента качества компании отвечает требованиям в соответствии с ГОСТ Р ИСО 9001, ГОСТ РВ 0015-002 и ЭС РД 009

Офис по работе с юридическими лицами:

105318, г.Москва, ул.Щербаковская д.3, офис 1107, 1118, ДЦ «Щербаковский»

Телефон: +7 495 668-12-70 (многоканальный)

Факс: +7 495 668-12-70 (доб.304)

E-mail: info@moschip.ru

Skype отдела продаж:

moschip.ru

moschip.ru_4

moschip.ru_6

moschip.ru_9