

150 Watts

- Energy Efficiency Level VI
- European CoC Tier 2
- High Power Density
- Single Outputs from 12 V to 48 V
- <0.15 W Standby Power
- China Compulsory Certification (CCC) Qualified
- -10 °C to 60 °C Operation
- Low Cost



Dimensions:

VES150:

6.66 x 2.79 x 1.56" (169.2 x 70.8 x 39.5 mm)

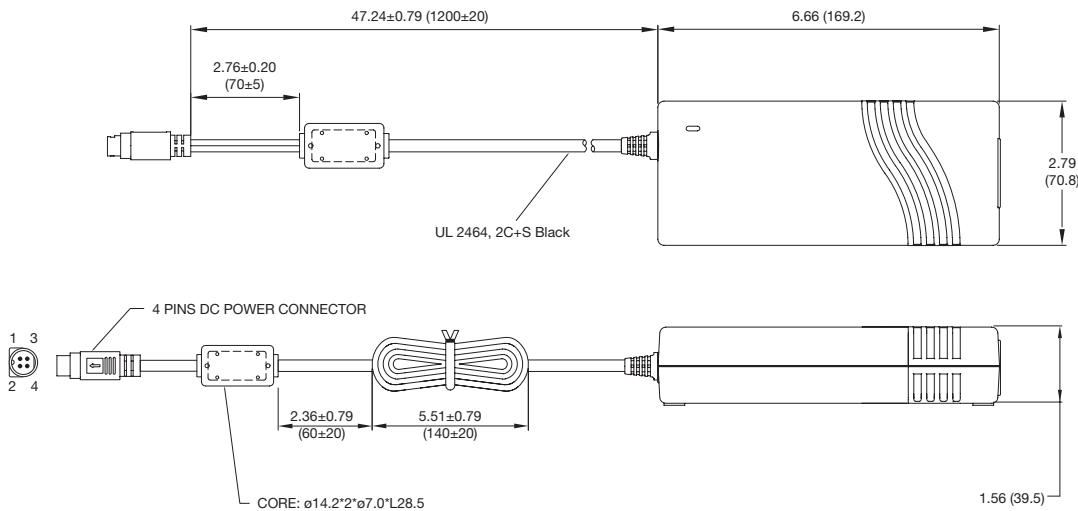
Models & Ratings

Output Power	Output Voltage	Output Current	Total Regulation	Efficiency ⁽¹⁾	Model Number
150 W	12.0V	12.50 A	±5%	89%	VES150PS12
	15.0V	10.0 A		89%	VES150PS15
	19.0V	7.80 A		89%	VES150PS19
	24.0V	6.25 A		89%	VES150PS24
	48.0V	3.12 A		89%	VES150PS48

Notes

1. Typical average of efficiencies measured at 25%, 50%, 75% and 100% load and 230 VAC input.

Mechanical Details



Pin	Function
1	Output +
2	Output +
3	Return
4	Return
Shell	Connected to output return and input ground

Notes

1. All dimensions shown in inches (mm). Tolerance is 0.02 (0.5) maximum, except output cable length.
2. Output connector: Power Mini DIN, mates with Kycon KPJX-4S or equivalent.
3. Weight: 1.87 lbs (850 g) approx.
4. Output lead guage is 12 AWG for 12V model, 14 AWG for 15V and 19V models, 16 AWG for 24V models and 18 AWG for 48V model.

Input

Characteristic	Minimum	Typical	Maximum	Units	Notes & Conditions
Input Voltage	90		264	VAC	
Input Frequency	47		63	Hz	
Input Current		1.5/0.8		A	Measured at 115/230 VAC
Inrush Current			120	A	230 VAC, cold start at 25 °C
Power Factor					EN61000-3-2 Class A
Earth Leakage Current			230	µA	264 VAC, 60 Hz
No Load Input Power			0.15	W	
Input Protection	T3.15A/250 VAC internal fuse in line				

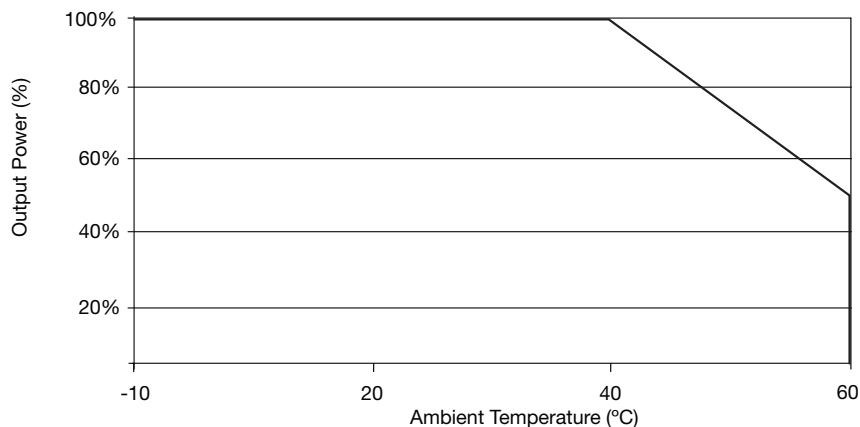
Output

Characteristic	Min.	Typ.	Max.	Units	Notes & Conditions
Output Voltage	12		48	VDC	See Models and Ratings table
Initial Set Accuracy			±2	%	At 50% load
Minimum Load					No minimum load required
Start Up Delay			3	s	
Start Up Rise Time			50	ms	
Hold Up Time	10			ms	Full load and 115 VAC
Line Regulation			±0.5	%	
Total Regulation			±5	%	
Transient Response			5	%	Maximum deviation, recovering to less than 1% within 500 µs for 50% to 100% step load change
Ripple and Noise			240/480	mV pk-pk	12-24V / 48V. Measured with 20 MHz Bandwidth and 10 µF electrolytic in parallel with 0.1 µF ceramic capacitor.
Overshoot			5	%	At turn on / turn off
Overload Protection	120		200	%	
Overvoltage Protection			180	%	Recycle mains to reset
Short Circuit Protection	Trip and restart (hiccup), auto resetting				
Temperature Coefficient		0.04		%/°C	

Environmental

Characteristic	Minimum	Typical	Maximum	Units	Notes & Conditions
Operating Temperature	-10		+60	°C	Derate from 100% load at 40 °C to 50% load at 60 °C
Cooling	Natural convection				
Operating Humidity	10		90	%RH	Non-condensing
Storage Temperature	-20		+95	°C	
Operating Altitude			5000	m	
Shock	IEC68-2-27, 30 g, 30 ms half sine, 3 times in each of 6 axes				
Vibration	IEC68-2-6, 10-300 Hz, 2 g 15 mins/sweep, 60 mins for each of 3 axes, non operating				

Derating Curve

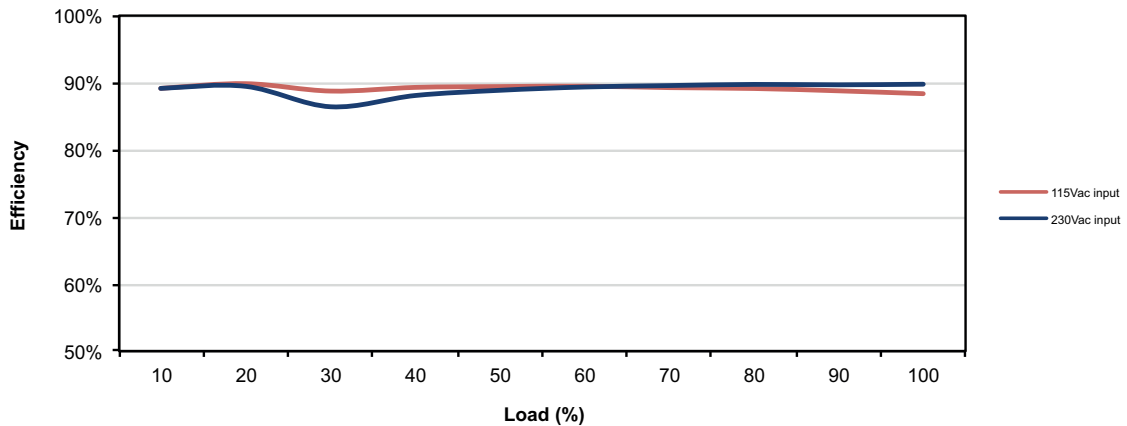


General

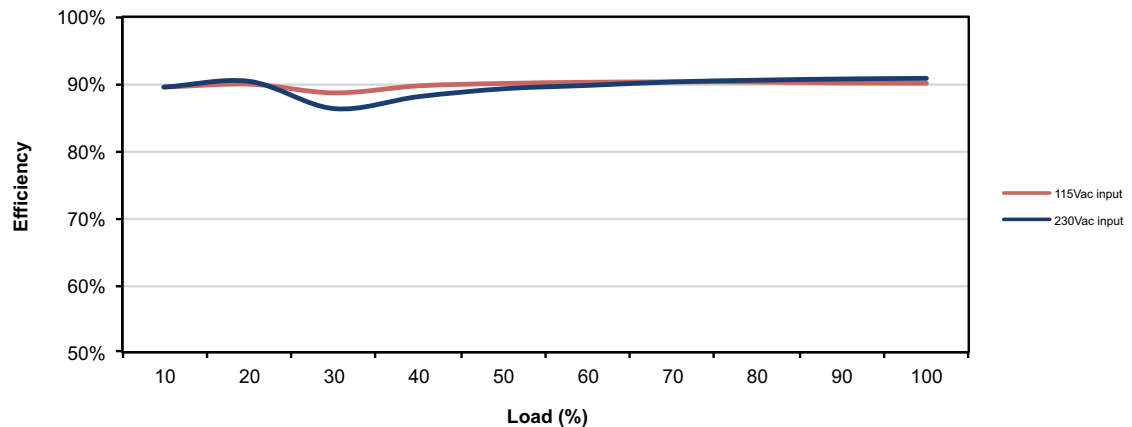
Characteristic	Minimum	Typical	Maximum	Units	Notes & Conditions
Efficiency		89		%	See Models and Ratings table and curves DoE Level VI, CoC Tier 2, MEPS
Isolation: Input to Output Input to Ground Output to Ground	3000			VAC	
	1500			VAC	
				VDC	Output return is connected to input ground
Switching Frequency	25		50	kHz	Variable. Main converter
	25		60		Variable. PFC stage
Power Density		4.5		W/in ³	
Mean Time Between Failure	100			kHrs	MIL-HDBK-217F at 25 °C GB
Weight		1.87 (850)		lb (g)	

Efficiency Curves

VES150PS12



VES150PS24



EMC: Emissions

Phenomenon	Standard	Test Level	Notes & Conditions
Emissions	EN55032	Level B	Conducted & Radiated
Harmonic Current	EN61000-3-2	Class A	
Voltage Flicker	EN61000-3-3		

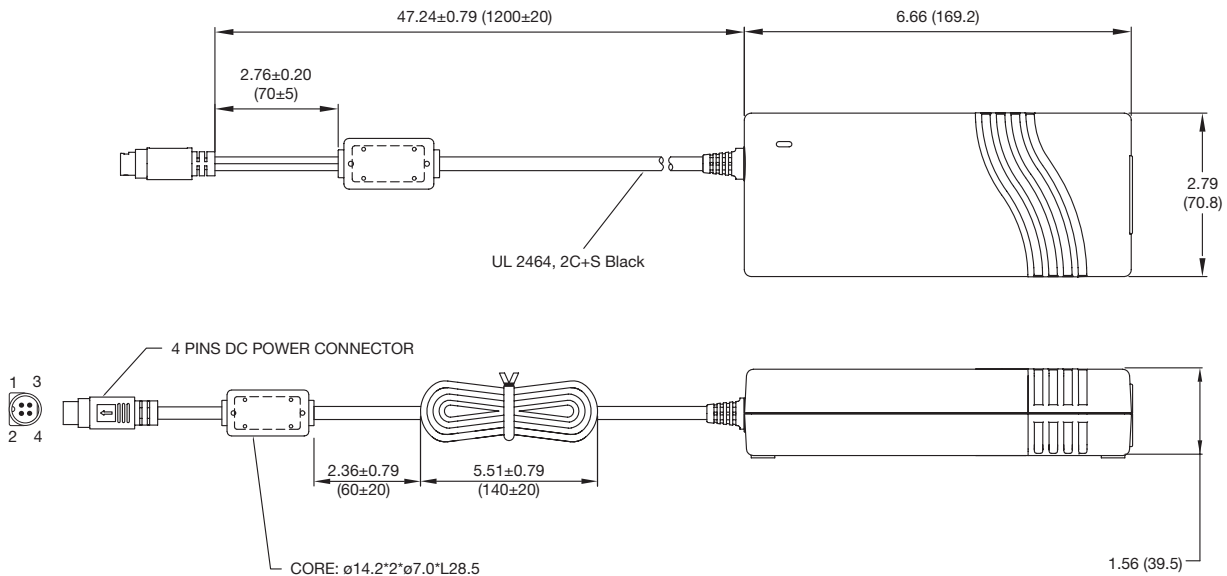
EMC: Immunity

Phenomenon	Standard	Test Level	Criteria	Notes & Conditions
ESD	EN61000-4-2	±8 kV Air, ±4 kV contact	A	
Radiated	EN61000-4-3	3 V/m	A	
EFT/Burst	EN61000-4-4	2	A	
Surge	EN61000-4-5	Installation Class 3	A	
Conducted	EN61000-4-6	3 V	A	
Magnetic Fields	EN61000-4-8	3 A/m	A	
Dips and Interruptions	EN61000-4-11	Dip: 30% 500 ms	A/B	High Line/Low Line
		Dip: 60% 200 ms	A/B	High Line/Low Line
		Dip: 100% 5000 ms	B	
		Int: 100% 10 ms	A	

Safety Approvals

Safety Agency	Safety Standard	Notes & Conditions
UL	UL60950-1, UL62368-1	
TUV	EN60950-1, EN62368-1	
CB	IEC60950-1, IEC62368-1	
CCC	China Compulsory Certification, GB4943	
RCM	AS/NZS60950.1.2015 + A1	
AU/NZ	AU/NZ 60950.1	

Mechanical Details



Pin	Function
1	Output +
2	Output +
3	Return
4	Return
Shell	Connected to output return and input ground

Notes

- All dimensions shown in inches (mm). Tolerance is 0.02 (0.5) maximum, except output cable length.
- Output connector: Power Mini DIN, mates with Kycon KPJX-4S or equivalent.
- Weight: 1.87lbs (850 g) approx.
- Output lead gauge is 12 AWG for 12 V model, 14 AWG for 15 V and 19 V models, 16 AWG for 24 V models and 18 AWG for 48 V model.

Данный компонент на территории Российской Федерации

Вы можете приобрести в компании MosChip.

Для оперативного оформления запроса Вам необходимо перейти по данной ссылке:

<http://moschip.ru/get-element>

Вы можете разместить у нас заказ для любого Вашего проекта, будь то серийное производство или разработка единичного прибора.

В нашем ассортименте представлены ведущие мировые производители активных и пассивных электронных компонентов.

Нашей специализацией является поставка электронной компонентной базы двойного назначения, продукции таких производителей как XILINX, Intel (ex.ALTERA), Vicor, Microchip, Texas Instruments, Analog Devices, Mini-Circuits, Amphenol, Glenair.

Сотрудничество с глобальными дистрибьюторами электронных компонентов, предоставляет возможность заказывать и получать с международных складов практически любой перечень компонентов в оптимальные для Вас сроки.

На всех этапах разработки и производства наши партнеры могут получить квалифицированную поддержку опытных инженеров.

Система менеджмента качества компании отвечает требованиям в соответствии с ГОСТ Р ИСО 9001, ГОСТ РВ 0015-002 и ЭС РД 009

Офис по работе с юридическими лицами:

105318, г.Москва, ул.Щербаковская д.3, офис 1107, 1118, ДЦ «Щербаковский»

Телефон: +7 495 668-12-70 (многоканальный)

Факс: +7 495 668-12-70 (доб.304)

E-mail: info@moschip.ru

Skype отдела продаж:

moschip.ru

moschip.ru_4

moschip.ru_6

moschip.ru_9