SYMBOL DEFINITION		MISSING SYMBOLS
A DIMENSION WITHOUT AN INSPECTION REPORT SYMBOL (□) DOES NOT REQUIRE INSPECTION. IT MAY BE CONTROLLED ON THE INDIVIDUAL COMPONENT DRAWING.	TOTAL NO OF INSPECTIONS REQUIRED 197	NO MISSING SYMBOL NUMBER
	LAST NO. USED 63	

DWG STATUS DATE	STS	REV	N/P	CHG	ZONE	REVISION HISTORY	AUTH	DR	APVD	APVD 1	APVD 2
25MY04	R	01	-	-		CLEARED REV COLUMN AND REDRAWN TO PD1 (12066103-04 & 12124379 - RESTRICTED); (5492569-70 & 5492600 - RELEASED)	255888	ESH	JAA	MGR	
180C05	R	02	-	-		12066103-05, 12090877, 12103633, 12124675 & 12124379 - OBSOLETE	273276	GPS	FRB	MGR	

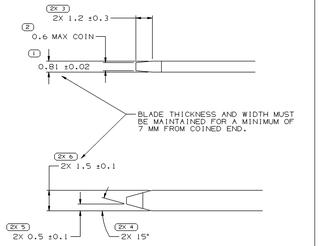

BLADE MATERIAL SHOULD HAVE AN ELECTRICAL CONDUCTIVITY 3.20% IACS AT 68°F. USE OF MATERIAL WITH CONDUCTIVITY < 20% IACS SHOULD BE APPROVED BY PACKARD ELECTRIC.

RECOMMENDED MATERIAL: CDA 210 - EXTRA SPRING TEMPER. TENSILE STRENGTH 428-483 MPA TIN PLATED TO 0.0051 ±0.0025 MM THICKNESS.

TYPICAL BLADE DETAIL

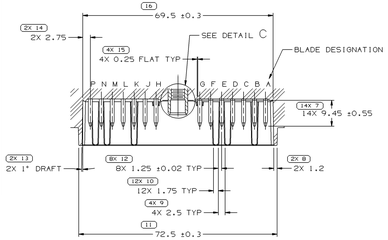

SECTION B-B

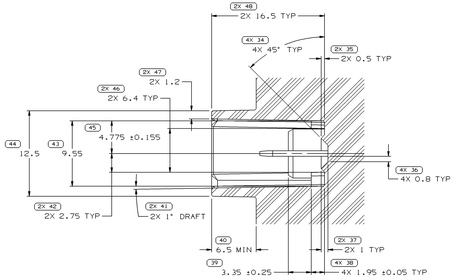

SECTION A-A
SCALE 5:1

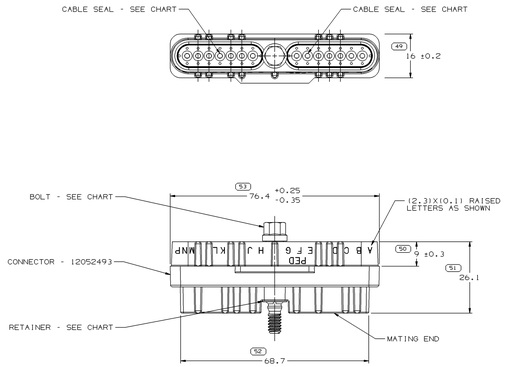

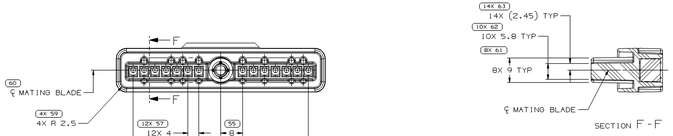

SECTION F-F

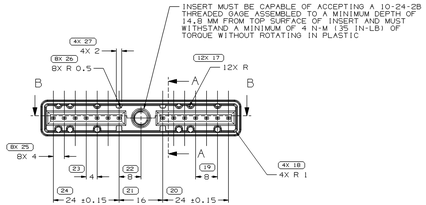

MATING PART DETAIL

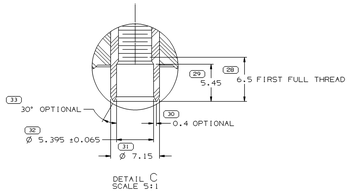

DETAIL C
SCALE 5:1

NOTES

1. UNLESS OTHERWISE SPECIFIED AND/OR INDICATED:

   DIMENSIONS ARE TO FACE OF VIEW SHOWN AND AUTOMATICALLY ROUNDED BY COMPUTER FOR INSPECTION (SEE MATH MODEL FOR PRECISE DIMENSIONS). FOR ALL OTHER DIMENSIONS NOT SHOWN BUT REQUIRED FOR TOOL BUILD, SEE MATH MODEL FOR PRECISE TOOL PATH DATA. DRAFT IS 1° MAX ON ALL OUTSIDE SURFACES

2. THIS PART ACCEPTS THE FOLLOWING COMPONENTS OR EQUIVALENT:

   SEAL 12040798

3. ALL RADII 0.4/0.1 UNLESS OTHERWISE SPECIFIED.
4. RECOMMENDED MATERIAL: GLASS REINFORCED NYLON OR POLYESTER.

NOTES

1. UNLESS OTHERWISE SPECIFIED AND/OR INDICATED:

   DIMENSIONS ARE TO FACE OF VIEW SHOWN AND AUTOMATICALLY ROUNDED BY COMPUTER FOR INSPECTION (SEE MATH MODEL FOR PRECISE DIMENSIONS). FOR ALL OTHER DIMENSIONS NOT SHOWN BUT REQUIRED FOR TOOL BUILD, SEE MATH MODEL FOR PRECISE TOOL PATH DATA.

2. WHEN PARTS ARE SHIPPED THEY MUST BE PACKED IN PLASTIC BAGS OR SHIPPING CONTAINERS MUST BE LINED WITH PLASTIC LINERS. BAGS OR LINERS MUST BE SEALED TO AVOID FOREIGN MATTER.
3. SEALING CODE 3 - DESIGN WILL PASS SALT FOG AND IMMERSION TEST AFTER CONDITIONING AS SPECIFIED IN ESA-644 (WEATHER-PACK), ESA-710 (METRI-PACK), ESA-650 (UNDERHOOD MICRO-PACK), C-4006 (WORLD CONNECTOR), ETC WHEN MATED TO MATING PART OR EQUIVALENT
4. THIS PART IS NOT CONTROLLED FOR AUTOMATIC FEEDING.
5. THIS PART ACCEPTS THE FOLLOWING COMPONENTS OR EQUIVALENT:

   CAVITIES TO ACCEPT 12047680 TERMINAL.

6. BOLT TO BE RETAINED TO A MIN. 400 N FORCE.
7. CONNECTOR TO BE ASSEMBLED TO MATING PART WITH 0.6 N-M-1.20 N-M TORQUE.
8. FOR LEAD LENGTH CALCULATIONS, DISTANCE FROM MATING END OF CONNECTOR TO FRONT OF CABLE CORE IS 10.15/7.05

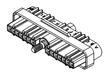

15492600		NONE
15492570		K
15492569		NONE
12124675		C & K
12124379		NONE
12103633		E & K
12092877		K
12066105		E & K
12066104		K
12066103		NONE
12052495		C & K
MATING PART FOR		BLADE (S) WHICH MAY BE OMITTED

15492600	01	-		15492556	15492535	12084988	12084988	NONE
15492570	01	-	-	15492556	15492535	12034161	12052494	K
15492569	01	-	-	15492556	15492535	12034161	12034161	NONE
12124675	A1	-	OBSOLETE	12059726	12034236	12092863	12092863	C & K
12124379	A2	-	OBSOLETE	12059726	12034236	12084988	12084988	NONE
12103633	A1	-	OBSOLETE	12059726	12034236	12092863	12092863	E & K
12092877	A1	-	OBSOLETE	12059726	12034236	12084988	12092863	K
12066105	A1	-	OBSOLETE	12059726	12034236	12052494	12052494	E & K
12066104	A2	-	OBSOLETE	12059726	12034236	12034161	12052494	K
12066103	A2	-	OBSOLETE	12059726	12034236	12034161	12034161	NONE
12052495	B	-	INACTIVE	12059726	12034236	12052494	12052494	C & K
ASSEMBLY PART NO	REV	N/P	STATUS	BOLT	RETAINER	CABLE SEAL CAV. A-G	CABLE SEAL CAV. H-P	BLOCKED CAVITIES

DRAWING NUMBER 12066106
SIZE A1x3 | SCALE 2:1 | FRAME NO Z | SHEET NO 1 OF 1 | STS R | REV 02 | N/P -

DELPHI
DELPHI PACKARD ELECTRIC SYSTEMS
WARREN, OH

		DATE
DR	C.D. HOOFES	25JN99
APVD1	J. COLDSNOW	02JL99
APVD2	P.J. REDDY	08JL99
APVD3	T.F. CUNNINGHAM	08JL99
APVD4		
APVD5		

DWG TYPE: PART DRAWING
STYLE
VOLUME: GMT | SYSTEM CODE:

UNLESS OTHERWISE SPECIFIED
THIS DOCUMENT IS IN ACCORDANCE WITH ASME Y14.5M-1994 UNLESS OTHERWISE SPECIFIED. DIMENSIONS ARE TO FACE OF VIEW SHOWN. DIMENSIONS OF FEATURES MAY BE RAISED DEPARTURES REGARDLESS OF DATUM REFERENCE.

ALL DIMENSIONS ARE IN MILLIMETERS

(N/A) PROCESS SENSITIVE DIMENSION

DIMENSIONS PRECEDED BY A "REFERENCE" REFERENCE DIMENSIONS AND NO TOLERANCE LIMITS ARE ESTIMATED.

REFERENCE

DIMENSIONAL RANGE (MM)	0.00	0.10	0.20	0.30	0.50	0.100	0.200	0.300	0.500
TOL	±0.1	±0.2	±0.3	±0.5	±0.1	±0.2	±0.3	±0.5	±0.8

TOLERANCE UNLESS OTHERWISE SPECIFIED:
1±0.15 | 2±0.3 | 3±0.5 | 4±0.8 | 5±0.1 | 6±0.2
ANGULAR TOLERANCE ±2°

THIRD ANGLE PROJECTION | DO NOT SCALE | USE MATH DATA | MATERIAL

TAXI CONN F M/P 150 SLD

DRAWING NUMBER 12066106
SIZE A1x3 | SCALE 2:1 | FRAME NO 1 | SHEET NO 1 OF 2 | STS R | REV 02 | N/P -

1 of 2

Общество с ограниченной ответственностью «МосЧип» ИНН 7719860671 / КПП 771901001
Адрес: 105318, г.Москва, ул.Щербаковская д.3, офис 1107

Данный компонент на территории Российской Федерации

Вы можете приобрести в компании MosChip.

Для оперативного оформления запроса Вам необходимо перейти по данной ссылке:

http://moschip.ru/get-element

Вы можете разместить у нас заказ для любого Вашего проекта, будь то серийное производство или разработка единичного прибора.

В нашем ассортименте представлены ведущие мировые производители активных и пассивных электронных компонентов.

Нашей специализацией является поставка электронной компонентной базы двойного назначения, продукции таких производителей как XILINX, Intel (ex.ALTERA), Vicor, Microchip, Texas Instruments, Analog Devices, Mini-Circuits, Amphenol, Glenair.

Сотрудничество с глобальными дистрибьюторами электронных компонентов, предоставляет возможность заказывать и получать с международных складов практически любой перечень компонентов в оптимальные для Вас сроки.

На всех этапах разработки и производства наши партнеры могут получить квалифицированную поддержку опытных инженеров.

Система менеджмента качества компании отвечает требованиям в соответствии с ГОСТ Р ИСО 9001, ГОСТ РВ 0015-002 и ЭС РД 009

Офис по работе с юридическими лицами:

105318, г.Москва, ул.Щербаковская д.3, офис 1107, 1118, ДЦ «Щербаковский»

Телефон: +7 495 668-12-70 (многоканальный)

Факс: +7 495 668-12-70 (доб.304)

E-mail: info@moschip.ru

Skype отдела продаж:
moschip.ru
moschip.ru_4
moschip.ru_6
moschip.ru_9