

ZXTN25050DFH

50V, SOT23, NPN medium power transistor

Summary

$BV_{CEX} > 150V$

$BV_{CEO} > 50V$

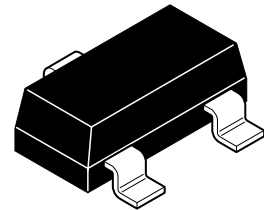
$BV_{ECO} > 5V$

$I_{C(cont)} = 4A$

$V_{CE(sat)} < 60mV @ 1A$

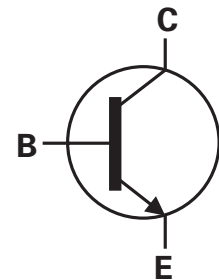
$R_{CE(sat)} = 40m\Omega$

$P_D = 1.25W$



Description

Advanced process capability and package design have been used to maximize the power handling and performance of this small outline transistor. The compact size and ratings of this device make it ideally suited to applications where space is at a premium.

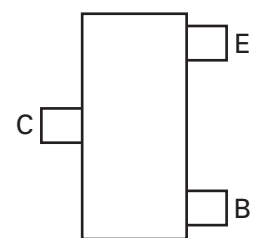


Features

- High power dissipation SOT23 package
- High peak current
- High gain
- Low saturation voltage
- 150V forward blocking voltage
- 5V reverse blocking voltage

Applications

- MOSFET gate drivers
- Power switches
- Motor control
- DC fans
- DC-DC converters



Pinout - top view

Ordering information

| Device | Reel size (inches) | Tape width (mm) | Quantity per reel |
|----------------|--------------------|-----------------|-------------------|
| ZXTN25050DFHTA | 7 | 8 | 3,000 |

Device marking

017

ZXTN25050DFH

Absolute maximum ratings

| Parameter | Symbol | Limit | Unit |
|--|----------------|--------------|------------|
| Collector-base voltage | V_{CBO} | 150 | V |
| Collector-emitter voltage (forward blocking) | V_{CEX} | 150 | V |
| Collector-emitter voltage | V_{CEO} | 50 | V |
| Emitter-collector voltage (reverse blocking) | V_{ECO} | 5 | V |
| Emitter-base voltage | V_{EBO} | 7 | V |
| Continuous collector current ^(c) | I_C | 4 | A |
| Base current | I_B | 1 | A |
| Peak pulse current | I_{CM} | 10 | A |
| Power dissipation at $T_{amb} = 25^\circ\text{C}$ ^(a) Linear derating factor | P_D | 0.73 5.84 | W mW/°C |
| Power dissipation at $T_{amb} = 25^\circ\text{C}$ ^(b) Linear derating factor | P_D | 1.05 8.4 | W mW/°C |
| Power dissipation at $T_{amb} = 25^\circ\text{C}$ ^(c) Linear derating factor | P_D | 1.25 9.6 | W mW/°C |
| Power dissipation at $T_{amb} = 25^\circ\text{C}$ ^(d) Linear derating factor | P_D | 1.81 14.5 | W mW/°C |
| Operating and storage temperature range | T_j, T_{stg} | - 55 to 150 | °C |

Thermal resistance

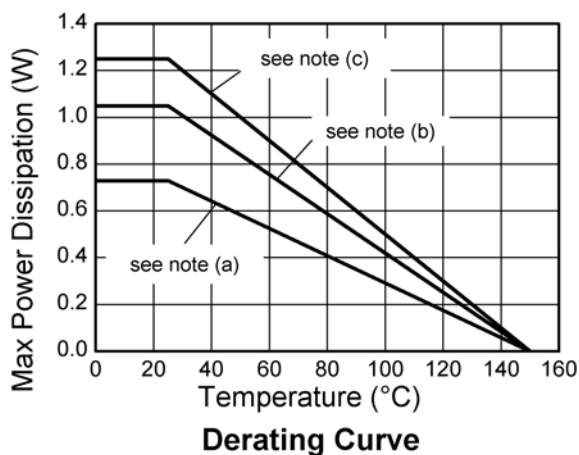
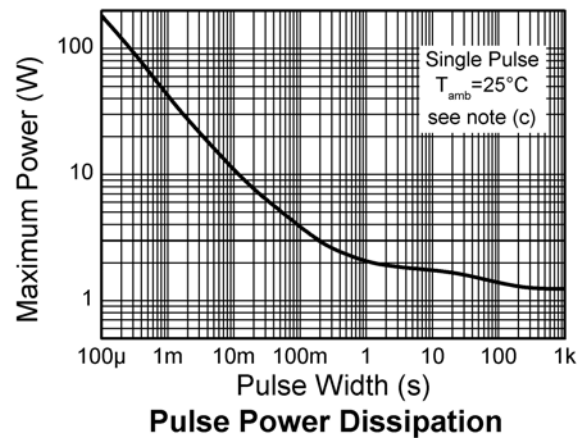
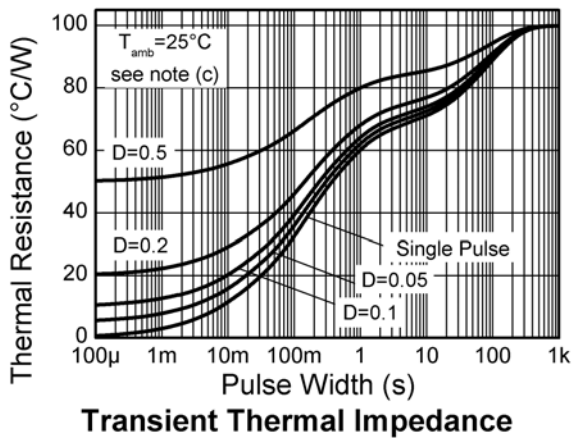
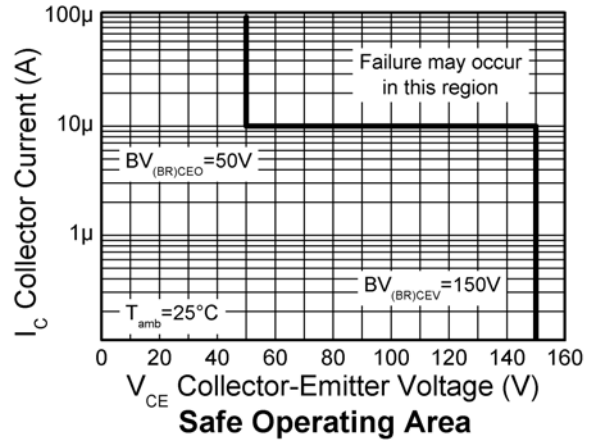
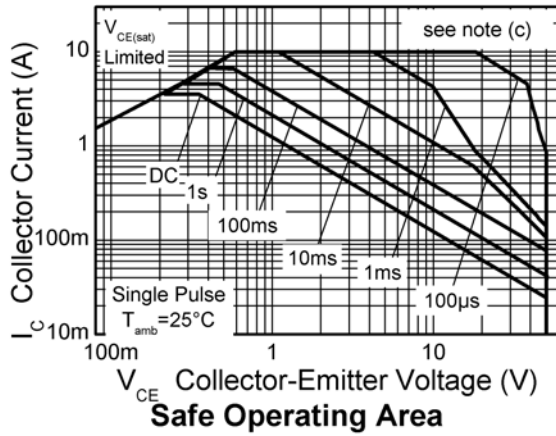
| Parameter | Symbol | Limit | Unit |
|------------------------------------|-----------------|-------|------|
| Junction to ambient ^(a) | $R_{\theta JA}$ | 171 | °C/W |
| Junction to ambient ^(b) | $R_{\theta JA}$ | 119 | °C/W |
| Junction to ambient ^(c) | $R_{\theta JA}$ | 100 | °C/W |
| Junction to ambient ^(d) | $R_{\theta JA}$ | 69 | °C/W |

NOTES:

- (a) For a device surface mounted on 15mm x 15mm x 1.6mm FR4 PCB with high coverage of single sided 1oz copper, in still air conditions.
- (b) Mounted on 25mm x 25mm x 1.6mm FR4 PCB with a high coverage of single sided 2 oz copper in still air conditions.
- (c) Mounted on 50mm x 50mm x 1.6mm FR4 PCB with a high coverage of single sided 2 oz copper in still air conditions.
- (d) As (c) above measured at $t < 5\text{secs}$.

ZXTN25050DFH

Characteristics



ZXTN25050DFH

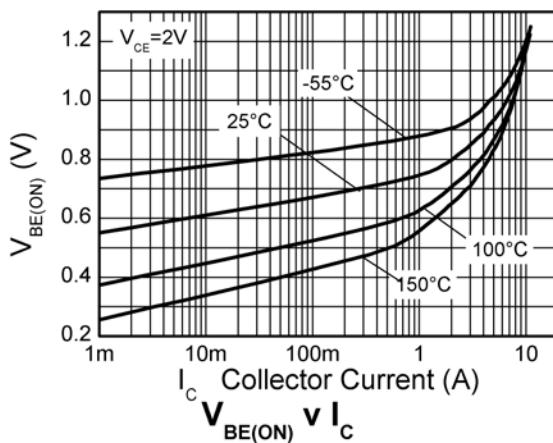
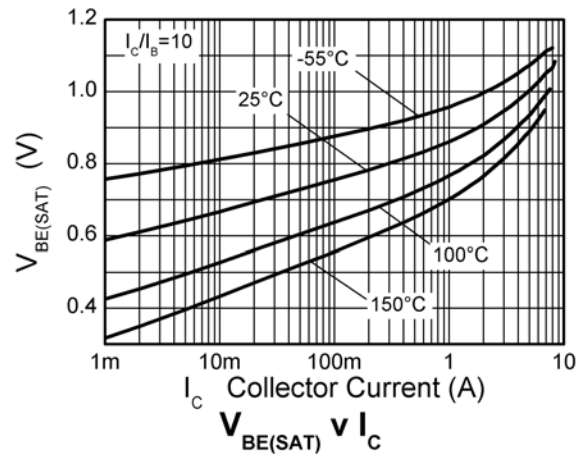
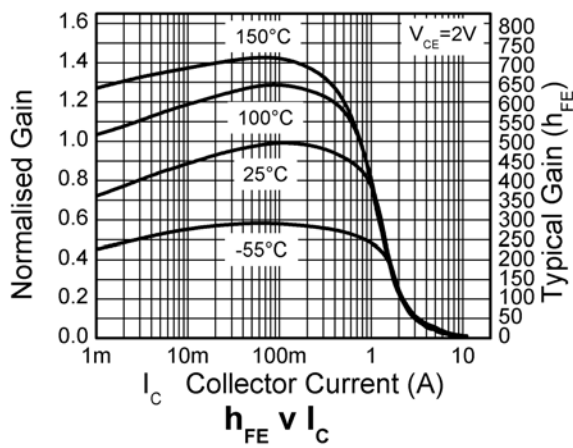
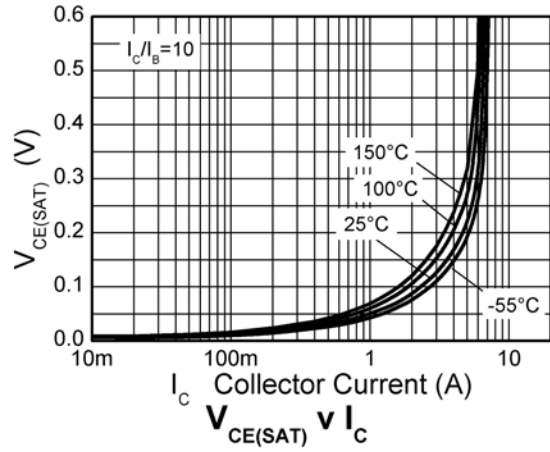
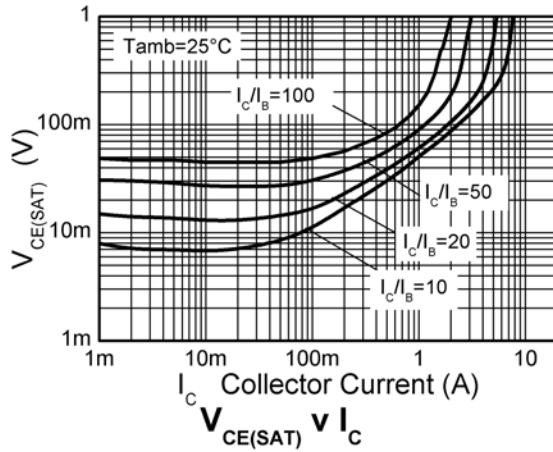
Electrical characteristics (at $T_{amb} = 25^{\circ}\text{C}$ unless otherwise stated)

| Parameter | Symbol | Min. | Typ. | Max. | Unit | Conditions |
|--|---------------|------------------|--------------------------------|--------------------------------|----------------------------|--|
| Collector-base breakdown voltage | BV_{CBO} | 150 | 180 | | V | $I_C = 100\mu\text{A}$ |
| Collector-emitter breakdown voltage (forward blocking) | BV_{CEX} | 150 | 180 | | V | $I_C = 100\mu\text{A}$, $R_{BE} \leq 1\text{k}\Omega$ or $-1\text{V} < V_{BE} < 0.25\text{V}$ |
| Collector-emitter breakdown voltage (base open) | BV_{CEO} | 50 | 67 | | V | $I_C = 10\text{mA}^{(*)}$ |
| Emitter-collector breakdown voltage (reverse blocking) | BV_{ECX} | 5 | 8 | | V | $I_E = 100\mu\text{A}$, $R_{BC} \leq 1\text{k}\Omega$ or $0.25\text{V} > V_{BC} > -0.25\text{V}$ |
| Emitter-collector breakdown voltage (base open) | BV_{ECO} | 5 | 7.4 | | V | $I_E = 100\mu\text{A}$, |
| Emitter-base breakdown voltage | BV_{EBO} | 7 | 8.3 | | V | $I_E = 100\mu\text{A}$ |
| Collector cut-off current | I_{CBO} | | <1 | 50 20 | nA μA | $V_{CB} = 150\text{V}$ $V_{CB} = 150\text{V}$, $T_{amb} = 100^{\circ}\text{C}$ |
| Collector-emitter cut-off current | I_{CEX} | | - | 100 | nA | $V_{CE} = 150\text{V}$; $R_{BE} \leq 1\text{k}\Omega$ or $-1\text{V} < V_{BE} < 0.25\text{V}$ |
| Emitter cut-off current | I_{EBO} | | <1 | 50 | nA | $V_{EB} = 5.6\text{V}$ |
| Collector-emitter saturation voltage | $V_{CE(sat)}$ | | 50 160 180 190 160 | 60 260 250 235 210 | mV mV mV mV mV | $I_C = 1\text{A}$, $I_B = 100\text{mA}^{(*)}$ $I_C = 1\text{A}$, $I_B = 10\text{mA}^{(*)}$ $I_C = 2\text{A}$, $I_B = 40\text{mA}^{(*)}$ $I_C = 3.5\text{A}$, $I_B = 175\text{mA}^{(*)}$ $I_C = 4\text{A}$, $I_B = 400\text{mA}^{(*)}$ |
| Base-emitter saturation voltage | $V_{BE(sat)}$ | | 970 | 1070 | mV | $I_C = 4\text{A}$, $I_B = 400\text{mA}^{(*)}$ |
| Base-emitter turn-on voltage | $V_{BE(on)}$ | | 870 | 970 | mV | $I_C = 4\text{A}$, $V_{CE} = 2\text{V}^{(*)}$ |
| Static forward current transfer ratio | h_{FE} | 300 240 20 | 450 410 40 | 900 | | $I_C = 10\text{mA}$, $V_{CE} = 2\text{V}^{(*)}$ $I_C = 1\text{A}$, $V_{CE} = 2\text{V}^{(*)}$ $I_C = 4\text{A}$, $V_{CE} = 2\text{V}^{(*)}$ |
| Transition frequency | f_T | | 200 | | MHz | $I_C = 50\text{mA}$, $V_{CE} = 10\text{V}$ $f = 100\text{MHz}$ |
| Output capacitance | C_{OBO} | | 12 | 20 | pF | $V_{CB} = 10\text{V}$, $f = 1\text{MHz}^{(*)}$ |
| Delay time | $t_{(d)}$ | | 65 | | ns | $V_{CC} = 10\text{V}$. $I_C = 1\text{A}$, $I_{B1} = I_{B2} = 10\text{mA}$. |
| Rise time | $t_{(r)}$ | | 111 | | ns | |
| Storage time | $t_{(s)}$ | | 429 | | ns | |
| Fall time | $t_{(f)}$ | | 140 | | ns | |

NOTES:

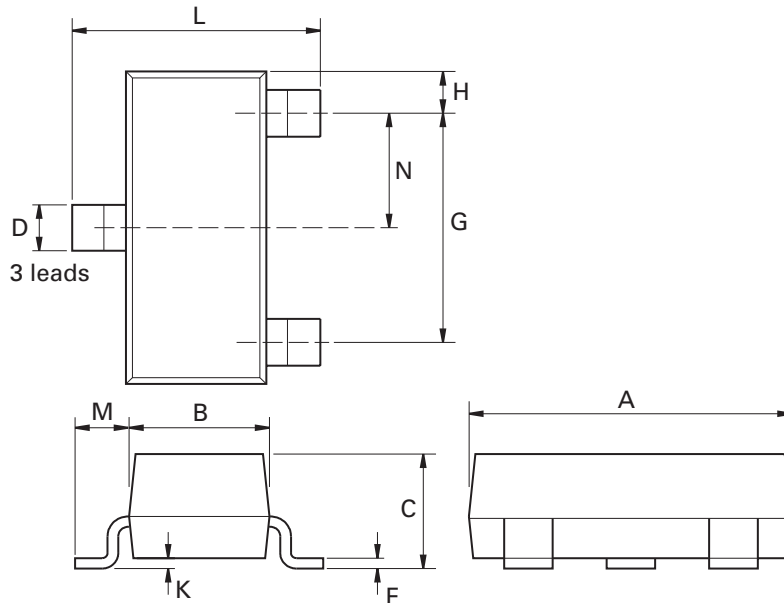
(*) Measured under pulsed conditions. Pulse width $\leq 300\mu\text{s}$; duty cycle $\leq 2\%$.

Typical characteristics



ZXTN25050DFH

Package outline - SOT23



| Dim. | Millimeters | | Inches | | Dim. | Millimeters | | Inches | |
|------|-------------|------|-----------|--------|------|-------------|------|------------|--------|
| | Min. | Max. | Min. | Max. | | Min. | Max. | Max. | Max. |
| A | 2.67 | 3.05 | 0.105 | 0.120 | H | 0.33 | 0.51 | 0.013 | 0.020 |
| B | 1.20 | 1.40 | 0.047 | 0.055 | K | 0.01 | 0.10 | 0.0004 | 0.004 |
| C | - | 1.10 | - | 0.043 | L | 2.10 | 2.50 | 0.083 | 0.0985 |
| D | 0.37 | 0.53 | 0.015 | 0.021 | M | 0.45 | 0.64 | 0.018 | 0.025 |
| F | 0.085 | 0.15 | 0.0034 | 0.0059 | N | 0.95 NOM | | 0.0375 NOM | |
| G | 1.90 NOM | | 0.075 NOM | | - | - | - | - | - |

Note: Controlling dimensions are in millimeters. Approximate dimensions are provided in inches

| Europe | Americas | Asia Pacific | Corporate Headquarters |
|--|---|--|--|
| Zetex GmbH Kustermann-park Balanstraße 59 D-81541 München Germany Telephone: (49) 89 45 49 49 0 Fax: (49) 89 45 49 49 49 europe.sales@zetex.com | Zetex Inc 700 Veterans Memorial Highway Hauppauge, NY 11788 USA Telephone: (1) 631 360 2222 Fax: (1) 631 360 8222 usa.sales@zetex.com | Zetex (Asia Ltd) 3701-04 Metroplaza Tower 1 Hing Fong Road, Kwai Fong Hong Kong Telephone: (852) 26100 611 Fax: (852) 24250 494 asia.sales@zetex.com | Zetex Semiconductors plc Zetex Technology Park, Chadderton Oldham, OL9 9LL United Kingdom Telephone: (44) 161 622 4444 Fax: (44) 161 622 4446 hq@zetex.com |

For international sales offices visit www.zetex.com/offices

Zetex products are distributed worldwide. For details, see www.zetex.com/salesnetwork

This publication is issued to provide outline information only which (unless agreed by the company in writing) may not be used, applied or reproduced for any purpose or form part of any order or contact or be regarded as a representation relating to the products or services concerned. The company reserves the right to alter without notice the specification, design, price or conditions of supply of any product or service.

Данный компонент на территории Российской Федерации

Вы можете приобрести в компании MosChip.

Для оперативного оформления запроса Вам необходимо перейти по данной ссылке:

<http://moschip.ru/get-element>

Вы можете разместить у нас заказ для любого Вашего проекта, будь то серийное производство или разработка единичного прибора.

В нашем ассортименте представлены ведущие мировые производители активных и пассивных электронных компонентов.

Нашей специализацией является поставка электронной компонентной базы двойного назначения, продукции таких производителей как XILINX, Intel (ex.ALTERA), Vicor, Microchip, Texas Instruments, Analog Devices, Mini-Circuits, Amphenol, Glenair.

Сотрудничество с глобальными дистрибьюторами электронных компонентов, предоставляет возможность заказывать и получать с международных складов практически любой перечень компонентов в оптимальные для Вас сроки.

На всех этапах разработки и производства наши партнеры могут получить квалифицированную поддержку опытных инженеров.

Система менеджмента качества компании отвечает требованиям в соответствии с ГОСТ Р ИСО 9001, ГОСТ РВ 0015-002 и ЭС РД 009

Офис по работе с юридическими лицами:

105318, г.Москва, ул.Щербаковская д.3, офис 1107, 1118, ДЦ «Щербаковский»

Телефон: +7 495 668-12-70 (многоканальный)

Факс: +7 495 668-12-70 (доб.304)

E-mail: info@moschip.ru

Skype отдела продаж:

moschip.ru

moschip.ru_4

moschip.ru_6

moschip.ru_9