

Battery Disconnect Switch BDS-A



Features

- Limiting continuous current 190 A at 85°C
- Electrically settable and resettable ON/OFF bistable device
- Suitable for voltage levels up to 42 V
- High peak current carrying capability up to 1500 A

Typical Applications

- Preheating systems (e.g. for diesel engines, catalytic converters)
- Battery disconnection to prevent fire caused by short circuits during an accident
- Dual battery applications provide the start reliability by a separate starter battery
- Energy-management
- Keeps the power net in balance and to control and secure the health of the energy storage systems
- Seasonal, service and transport deactivation

Please contact Tyco Electronics for relay application support.



130-C_3D2

Design

- ELV/RoHS/WEEE compliant
- Dustproof; protection class IP54 to IEC 529 (EN 60 529)
- Weatherproof protection

Weight

Approx. 210 g (7.41 oz.)

Nominal Voltage

12 V or 24 V

Terminals

- Quick connect terminals (coil)
- Screw terminals (load)

Conditions

All parametric, environmental and endurance tests are performed according to EIA Standard RS-407-A at standard test conditions unless otherwise noted:
23°C ambient temperature,
20 - 50% RH, 998.9 ±33.9 hPa.

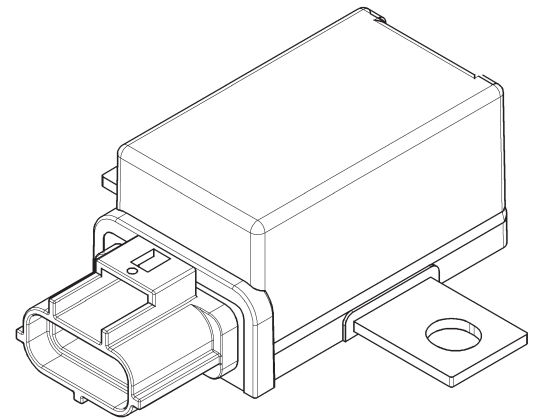
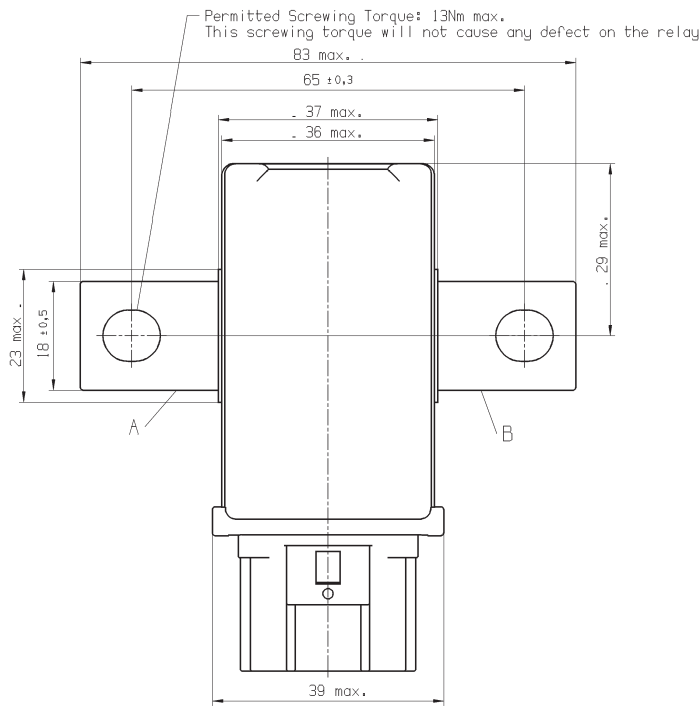
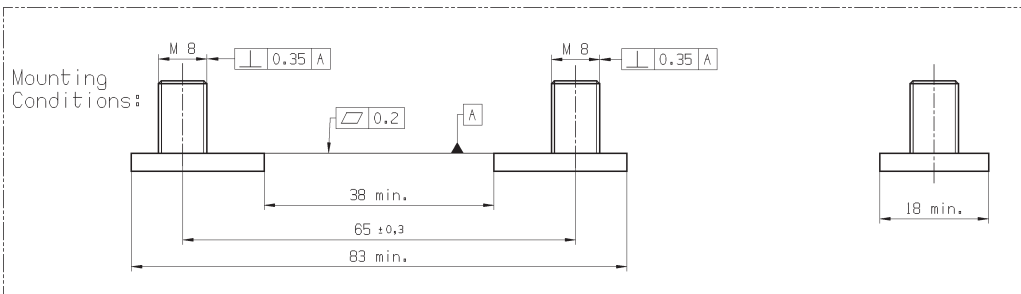
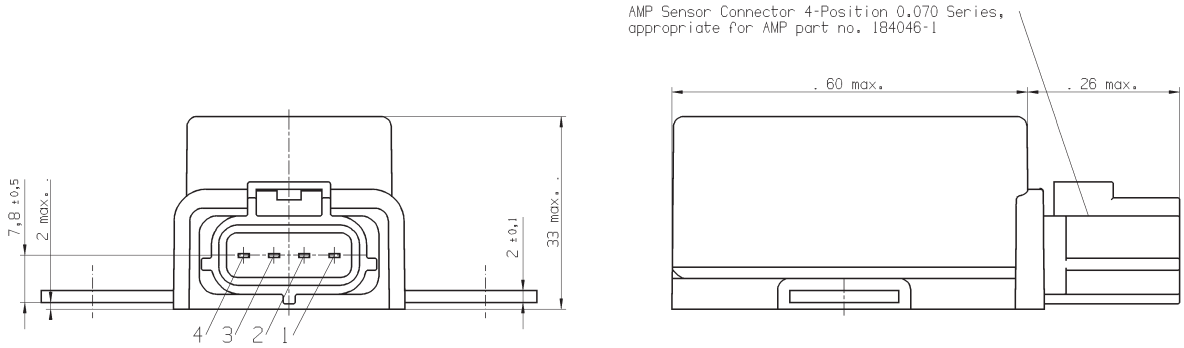
For general storage and processing recommendations please refer to our Application Notes and especially to *Storage* in the "Glossary" page 23 or at <http://relays.tycoelectronics.com/appnotes/>

Disclaimer

All technical performance data apply to the relay as such, specific conditions of the individual application are not considered. Please always check the suitability of the relay for your intended purpose. We do not assume any responsibility or liability for not complying herewith. We recommend to complete our questionnaire and to request our technical service. Any responsibility for the application of the product remains with the customer only. All specifications are subject to change without notification. All rights of Tyco Electronics are reserved.

Battery Disconnect Switch BDS-A

Dimensional Drawing



Battery Disconnect Switch BDS-A

Contact Data for cable size $\geq 50 \text{ mm}^2$

Contact configuration	Form X	
Circuit symbol ^{1), 2)}		
Rated voltage	12 V	24 V
Rated current	190 A	
Limiting continuous current	23°C: 260 A 85°C: 190 A 125°C: 88 A	
Contact material	Silver based	
Load current	From terminal B to A	
Carrying capability: 1000 A 1 s on, 9 s off, 23°C, 50 mm ²	50.000 operations ³⁾	
Carry starter current: 1500 A 0.2 s/600 A 5 s on, 60 s off, 23°C, 50 mm ²	50.000 operations ³⁾	
Voltage drop at 100 A (initial, after 1 min)	< 40 mV	
Electrical endurance: 180 A 0.1 mH 1.5 s on, 5 s off, (-40/25/120)°C/2 h each, 35 mm ²	13.000 operations	-
Electrical endurance: 100 A 0.1 mH 1.5 s on, 5 s off, (-40/25/120)°C/2 h each, 35 mm ²	50.000 operations	-
Electrical endurance: 150 A 0.1 mH 0.5 s on, 5 s off, (-40/25/120)°C/2 h each, 35 mm ²	-	25.000 operations
Electrical endurance: 100 A 0.1 mH 0.5 s on, 5 s off, (-40/25/120)°C/2 h each, 35 mm ²	-	70.000 operations
Switching capability: 1500 A 0.5 s on, 10 min off, 23°C, 50 mm ² resistive load	5 operations ³⁾	
Max. temperature at load terminals	140°C	
Mechanical shock, half sine, 6 ms, 6 directions (OFF→ON)	40 g ³⁾	

¹⁾ Delivery status "ex works".

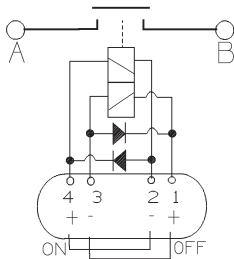
²⁾ Refer to *Latching Relay* in the "Glossary".

³⁾ Values are influenced by system temperature and load current. For further details please consult our Technical Application Engineers.

Circuit Diagram

X2C2D

1 Double make contact/1 Form X
with 2 Coils and 2 Diodes



Terminal	Function
4	Set Coil (+)
3	Reset Coil (-)
2	Set Coil (-)
1	Reset Coil (+)
A	Load Terminal
B	Load Terminal

Set = A and B get connected

130C_PA_3

Coil Data

Available for nominal voltages	12 V	24 V
Must operate voltage at 20°C (ON→OFF→ON) ¹⁾	6 V	12 V
Non operate voltage at 20°C ¹⁾	2 V	4 V
Test voltage winding/contact, contact-contact ¹⁾	500 VAC _{rms}	
Ambient temperature range	-40 to +120°C	
Coil excitation pulse length recommended/maximum	50 ms/100 ms	
Switching time at 14 V	ON-OFF typ. 5 ms/OFF-ON typ. 5 ms	
Noise level ²⁾	Typ. 86 dB (A)	

¹⁾ Values are influenced by system temperature and load current. For further details please consult our Technical Application Engineers.

²⁾ Equivalent average sound pressure level l_{eq} , switch cycled with 1 Hz, microphone distance 10 cm, measuring time 15 s.

Battery Disconnect Switch BDS-A

Environmental Conditions

Temperature range, storage	Refer to <i>Storage</i> in the “Glossary” catalog page 23 or http://relays.tycoelectronics.com/appnotes/			
Test	Relevant standard	Testing as per	Dimension	Comments
Vibration resistance ¹⁾	IEC 68-2-6 (sine sweep)		22 - 500 Hz, min. 10 g	No change in the switching state > 10 μs
Shock resistance ¹⁾	IEC 68-2-27		11 ms, min. 40 g	No change in the switching state > 10 μs
Sealing	EN 60529 (IEC 529)		IP54	

¹⁾ Values are influenced by system temperature and load current. For further details please consult our Technical Application Engineers.

Ordering Information

Part Numbers (see table below for coil data)		Circuit/Contact Arrangement	Contact Material	Enclosure
Relay Description	Part Number			
V23130-C2021-A412	1-1414939-4	1 Form X/1 Double make contact	Silver based	IP54
V23130-C2421-A431	7-1414778-3	1 Form X/1 Double make contact	Silver based	IP54

Coil Versions

Coil Data for BDS-A	Rated Coil Voltage (V)	Coil Resistance ±10% (Ω)	Must Operate Voltage at 20°C (V)	Must Release Voltage at 20°C (V)
V23130-C2021-****	12	4.7	6.0 (Set-Reset)	6.0 (Set-Reset)
V23130-C2421-****	24	19.9	12.0 (Set-Reset)	12.0 (Set-Reset)

Standard Delivery Packs (orders in multiples of delivery pack)

BDS-A: 24 pieces

Данный компонент на территории Российской Федерации

Вы можете приобрести в компании MosChip.

Для оперативного оформления запроса Вам необходимо перейти по данной ссылке:

<http://moschip.ru/get-element>

Вы можете разместить у нас заказ для любого Вашего проекта, будь то серийное производство или разработка единичного прибора.

В нашем ассортименте представлены ведущие мировые производители активных и пассивных электронных компонентов.

Нашей специализацией является поставка электронной компонентной базы двойного назначения, продукции таких производителей как XILINX, Intel (ex.ALTERA), Vicor, Microchip, Texas Instruments, Analog Devices, Mini-Circuits, Amphenol, Glenair.

Сотрудничество с глобальными дистрибьюторами электронных компонентов, предоставляет возможность заказывать и получать с международных складов практически любой перечень компонентов в оптимальные для Вас сроки.

На всех этапах разработки и производства наши партнеры могут получить квалифицированную поддержку опытных инженеров.

Система менеджмента качества компании отвечает требованиям в соответствии с ГОСТ Р ИСО 9001, ГОСТ РВ 0015-002 и ЭС РД 009

Офис по работе с юридическими лицами:

105318, г.Москва, ул.Щербаковская д.3, офис 1107, 1118, ДЦ «Щербаковский»

Телефон: +7 495 668-12-70 (многоканальный)

Факс: +7 495 668-12-70 (доб.304)

E-mail: info@moschip.ru

Skype отдела продаж:

moschip.ru

moschip.ru_4

moschip.ru_6

moschip.ru_9