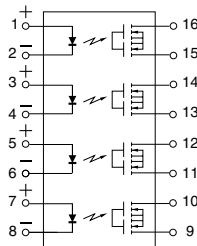


mm inch

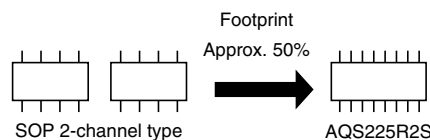


RoHS compliant

FEATURES

1. 4-channel (4 Form A) in a small SOP16-pin package

The device comes in a miniature SOP measuring (W) 10.37 × (L) 4.4 × (H) 2.1mm (W) .408 × (L) .173 × (H) .083inch— approx. 50% of the footprint size of 8-pin (2-channel) type.



2. Low C×R and high response speed

- Output capacitance: 4.5pF (typ.)
- On resistance: 10.5Ω (typ.)
- Turn on time: 0.04ms (typ.)

3. Applicable for 4 Form A use, as well as 4 independent 1 Form A

4. Low-level off state leakage current of typ. 0.01nA

5. Controls low-level analog signals

TYPICAL APPLICATIONS

For multi-circuit switching;

- 1. Measuring and testing equipment**
IC tester, Liquid crystal driver tester, Probe card, Bear board tester, In-circuit tester, Function tester, etc.
- 2. Communication and broadcasting equipment**
- 3. Medical equipment**
Ultrasonic wave diagnostic machine
- 4. Multi-point recorder**
Warping, Thermo couple

TYPES

	Output rating*		Package	Part No.			Packing quantity	
	Load voltage	Load current		Tube packing style	Tape and reel packing style		Tube	Tape and reel
					Picked from the 1/2/3/4/5/6/7/8-pin side	Picked from the 9/10/11/12/13/14/15/16-pin side		
AC/DC dual use	80V	70mA	SOP16-pin	AQS225R2S	AQS225R2SX	AQS225R2SZ	1 tube contains: 50 pcs. 1 batch contains: 1,000 pcs.	1,000 pcs.

* Indicate the peak AC and DC values.

Note: The packing style indicator "X" or "Z" is not marked on the device.

RATING

1. Absolute maximum ratings (Ambient temperature: 25°C 77°F)

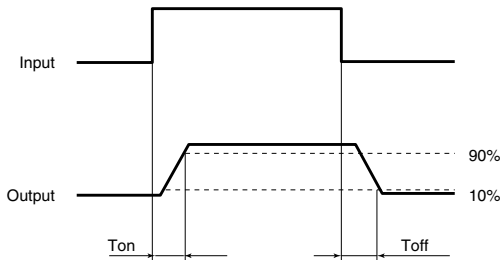
Item		Symbol	AQS225R2S	Remarks
Input	LED forward current	I _F	50 mA	
	LED reverse voltage	V _R	5 V	
	Peak forward current	I _{FP}	1 A	f = 100 Hz, Duty factor = 0.1%
	Power dissipation	P _{in}	75 mW	
Output	Load voltage (peak AC)	V _L	80 V	
	Continuous load current	I _L	0.07 A	Peak AC, DC
	Peak load current	I _{peak}	0.2 A	100 ms (1 shot), V _L = DC
	Power dissipation	P _{out}	600 mW	
Total power dissipation		P _T	650 mW	
I/O isolation voltage		V _{iso}	1,500 V AC	
Temperature limits	Operating	T _{opr}	-40°C to +85°C -40°F to +185°F	Non-condensing at low temperatures
	Storage	T _{stg}	-40°C to +100°C -40°F to +212°F	

RF SOP 4 Form A C×R (AQS225R2S)

2. Electrical characteristics (Ambient temperature: 25°C 77°F)

Item			Symbol	AQS225R2S	Condition
Input	LED operate current	Typical	I_{Fon}	0.9 mA	$I_L = \text{Max.}$
		Maximum		3 mA	
	LED turn off current	Minimum	I_{Foff}	0.3 mA	$I_L = \text{Max.}$
		Typical		0.85 mA	
LED dropout voltage	Typical	V_F	1.25 V (1.14 V at $I_F = 5 \text{ mA}$)		$I_F = 50 \text{ mA}$
	Maximum		1.5 V		
Output	On resistance	Typical	R_{on}	10.5Ω	$I_F = 5 \text{ mA}$ $I_L = \text{Max.}$ Within 1 s on time
		Maximum		15Ω	
	Output capacitance	Typical	C_{out}	4.5 pF	$I_F = 0$ $V_B = 0 \text{ V}$ $f = 1 \text{ MHz}$
		Maximum		6 pF	
	Off state leakage current	Typical	I_{Leak}	0.01 nA	$I_F = 0$ $V_L = \text{Max.}$
		Maximum		10 nA	
Transfer characteristics	Turn on time*	Typical	T_{on}	0.04 ms	$I_F = 5 \text{ mA}$ $I_L = \text{Max.}$
		Maximum		0.3 ms	
	Turn off time*	Typical	T_{off}	0.07 ms	$I_F = 5 \text{ mA}$ $I_L = \text{Max.}$
		Maximum		0.2 ms	
	I/O capacitance	Typical	C_{iso}	0.8 pF	$f = 1 \text{ MHz}$ $V_B = 0$
		Maximum		1.5 pF	
Initial I/O isolation resistance	Minimum	R_{iso}	1,000 MΩ	500 V DC	

*Turn on/Turn off time



RECOMMENDED OPERATING CONDITIONS

Please obey the following conditions to ensure proper device operation and resetting.

Item	Symbol	Recommended value	Unit
Input LED current	I_F	5	mA

■ For Dimensions.

■ For Schematic and Wiring Diagrams.

■ For Cautions for Use.

■ These products are not designed for automotive use.

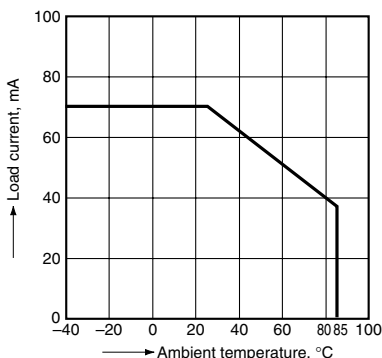
If you are considering to use these products for automotive applications, please contact your local Panasonic Corporation technical representative.

For more information.

REFERENCE DATA

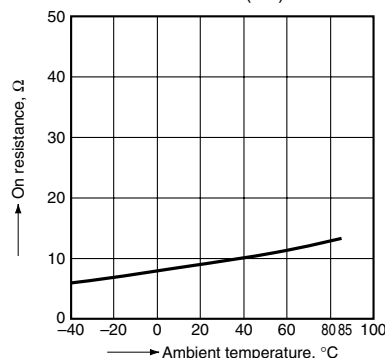
1. Load current vs. ambient temperature characteristics

Allowable ambient temperature: -40°C to +85°C
-40°F to +185°F



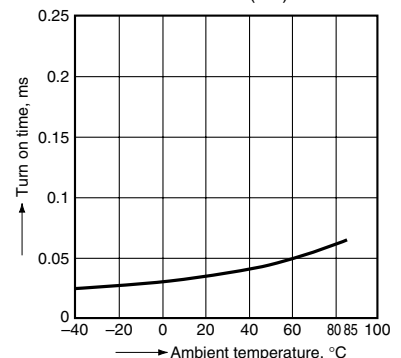
2. On resistance vs. ambient temperature characteristics

LED current: 5 mA;
Continuous load current: 70 mA (DC)



3. Turn on time vs. ambient temperature characteristics

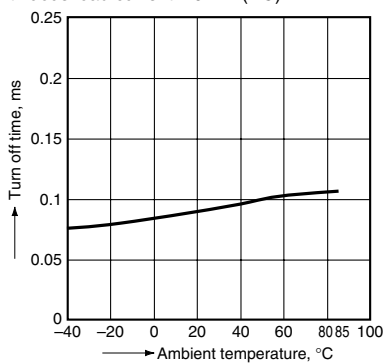
LED current: 5 mA; Load voltage: 80 V (DC);
Continuous load current: 70 mA (DC)



RF SOP 4 Form A C×R (AQS225R2S)

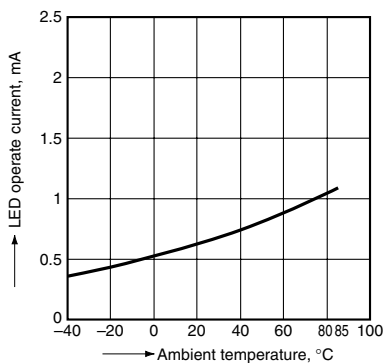
4. Turn off time vs. ambient temperature characteristics

LED current: 5 mA; Load voltage: 80 V (DC);
Continuous load current: 70 mA (DC)



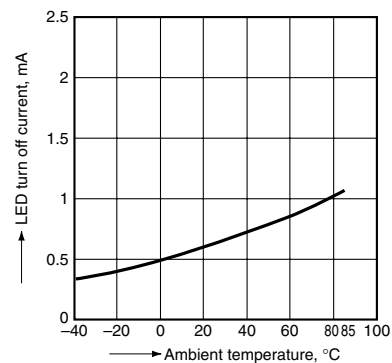
5. LED operate current vs. ambient temperature characteristics

Continuous load current: 70 mA (DC)



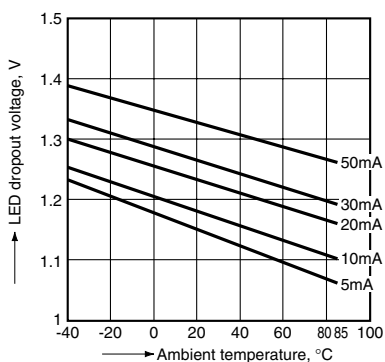
6. LED turn off current vs. ambient temperature characteristics

Continuous load current: 70 mA (DC)



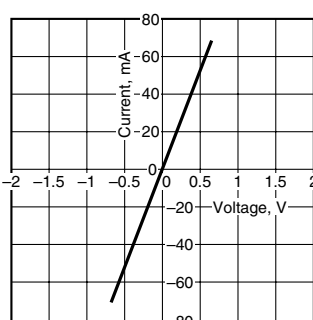
7. LED dropout voltage vs. ambient temperature characteristics

LED current: 5 to 50 mA



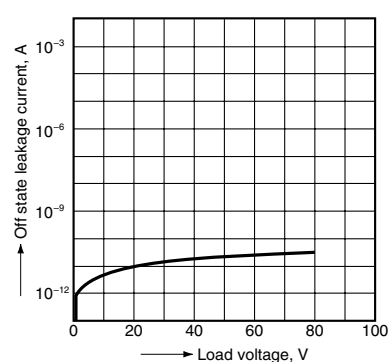
8. Current vs. voltage characteristics of output at MOS portion

Ambient temperature: 25°C 77°F



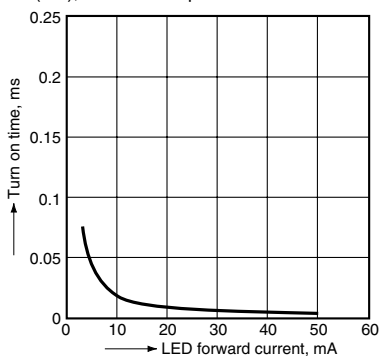
9. Off state leakage current vs. load voltage characteristics

Ambient temperature: 25°C 77°F



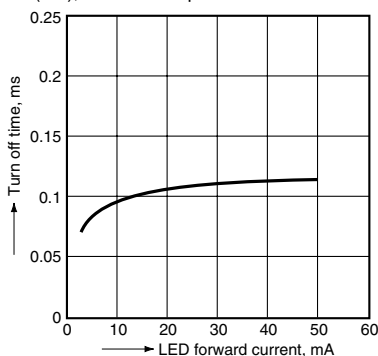
10. Turn on time vs. LED forward current characteristics

Load voltage: 80 V (DC); Continuous load current: 70 mA (DC); Ambient temperature: 25°C 77°F



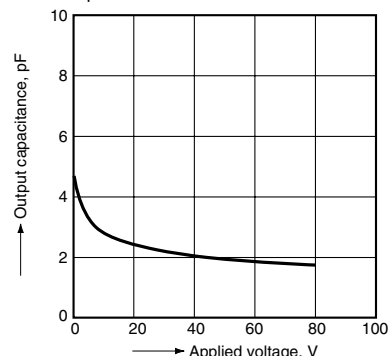
11. Turn off time vs. LED forward current characteristics

Load voltage: 80 V (DC); Continuous load current: 70 mA (DC); Ambient temperature: 25°C 77°F



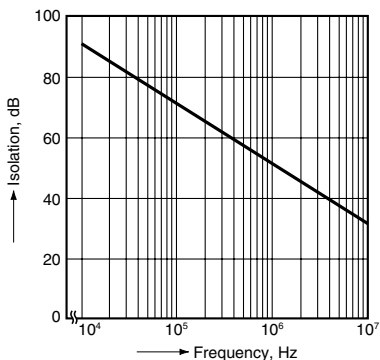
12. Output capacitance vs. applied voltage characteristics

Frequency: 1 MHz, 30 m Vrms; Ambient temperature: 25°C 77°F



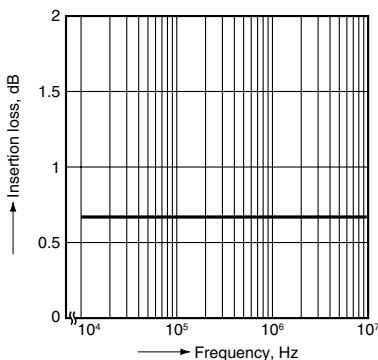
13. Isolation vs. frequency characteristics (50Ω impedance)

Ambient temperature: 25°C 77°F



14. Insertion loss vs. frequency characteristics (50Ω impedance)

Ambient temperature: 25°C 77°F



Mouser Electronics

Authorized Distributor

Click to View Pricing, Inventory, Delivery & Lifecycle Information:

Panasonic:

[AQS225R2S](#) [AQS225R2SX](#) [AQS225R2SZ](#) [AQS225S](#)

Данный компонент на территории Российской Федерации

Вы можете приобрести в компании MosChip.

Для оперативного оформления запроса Вам необходимо перейти по данной ссылке:

<http://moschip.ru/get-element>

Вы можете разместить у нас заказ для любого Вашего проекта, будь то серийное производство или разработка единичного прибора.

В нашем ассортименте представлены ведущие мировые производители активных и пассивных электронных компонентов.

Нашей специализацией является поставка электронной компонентной базы двойного назначения, продукции таких производителей как XILINX, Intel (ex.ALTERA), Vicor, Microchip, Texas Instruments, Analog Devices, Mini-Circuits, Amphenol, Glenair.

Сотрудничество с глобальными дистрибьюторами электронных компонентов, предоставляет возможность заказывать и получать с международных складов практически любой перечень компонентов в оптимальные для Вас сроки.

На всех этапах разработки и производства наши партнеры могут получить квалифицированную поддержку опытных инженеров.

Система менеджмента качества компании отвечает требованиям в соответствии с ГОСТ Р ИСО 9001, ГОСТ РВ 0015-002 и ЭС РД 009

Офис по работе с юридическими лицами:

105318, г.Москва, ул.Щербаковская д.3, офис 1107, 1118, ДЦ «Щербаковский»

Телефон: +7 495 668-12-70 (многоканальный)

Факс: +7 495 668-12-70 (доб.304)

E-mail: info@moschip.ru

Skype отдела продаж:

moschip.ru

moschip.ru_4

moschip.ru_6

moschip.ru_9