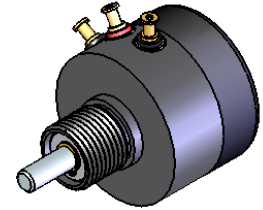




# 6209 SERIES

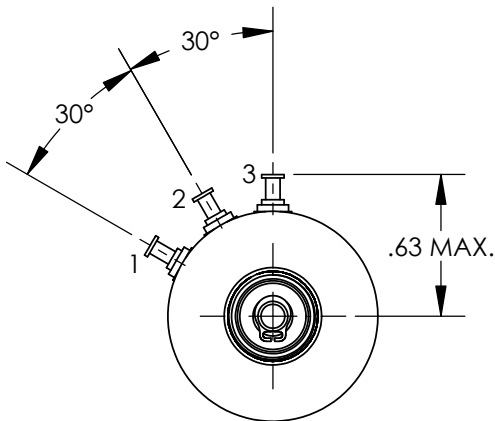
7/8 In. Dia. Bushing Mount  
PRECISION POSITION  
SENSORS



## STANDARD PRODUCT OFFERING

SS&C PART NUMBER	RESISTANCE
6209-1000-030	1KΩ ±10%
6209-1002-030	5KΩ ±10%
6209-1003-030	10KΩ ±10%

### MOUNTING HARDWARE FURNISHED



### STANDARD MODEL ELECTRICAL CHARACTERISTICS

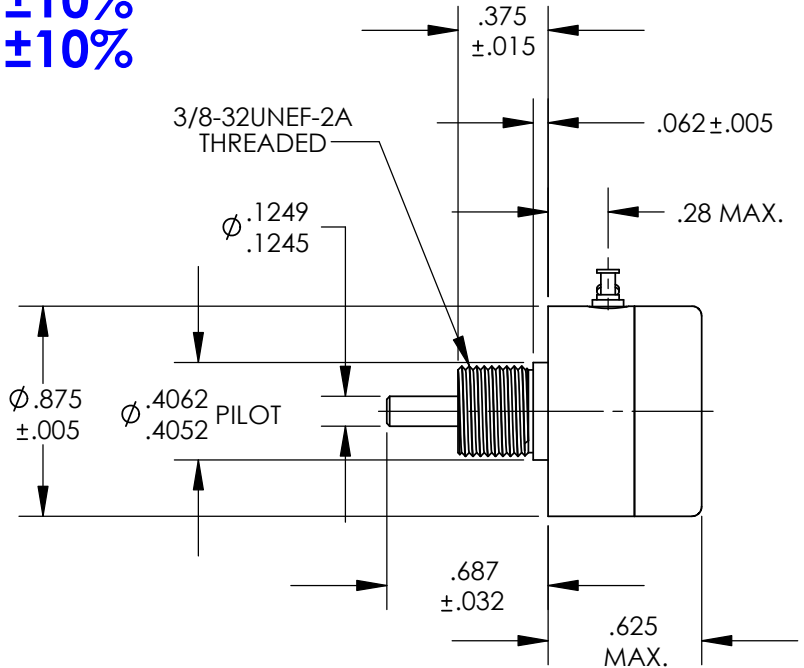
RESISTANCE:	1kΩ to 10kΩ ±10%
ACTIVE ELECTRICAL ANGLE:	340°
ELECTRICAL CONTINUITY ANGLE:	344° MIN.
INDEPENDENT LINEARITY:	±0.5%
END VOLTAGE:	0.5% MAX.
VOLTAGE RESOLUTION:	VIRTUALLY INFINITE
OUTPUT SMOOTHNESS:	0.1% MAX.
RESISTANCE TEMP. COEFFICIENT:	400PPM/°C MAX.
POWER RATING @ 70°C:	1.0 WATT MAX.
WIPER CONTACT CURRENT:	10 MilliAmps MAX.
DIELECTRIC STRENGTH:	750 VRMS @ 60Hz
INSULATION RESISTANCE:	100 MegΩ MIN. @ 500VDC

### STANDARD MODEL MECHANICAL CHARACTERISTICS

MECHANICAL ROTATION:	CONTINUOUS
STARTING TORQUE:	0.25 Oz.-In. MAX.
RUNNING TORQUE:	0.20 Oz.-In. MAX.
TOTAL WEIGHT (1-GANG):	0.6 Oz. MAX.
PILOT RUNOUT:	0.001 In. TIR
SHAFT RUNOUT:	0.001 In. TIR
SHAFT END PLAY:	0.003 MAX.
SHAFT RADIAL PLAY:	0.001 In. TIR
LATERAL RUNOUT:	0.002 In. TIR

### STANDARD MATERIALS OF CONSTRUCTION

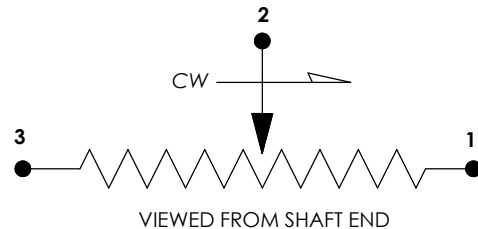
HOUSING AND COVER:	ANODIZED ALUMINUM
SHAFT AND BALL BEARINGS:	STAINLESS STEEL
RESISTANCE ELEMENT:	CO-MOLDED CONDUCTIVE PLASTIC
ELECTRICAL CONTACTS:	MULTI-FINGER PRECIOUS METAL
SOLDER TERMINALS:	GOLD PLATED BRASS



### STANDARD ENVIRONMENTAL CHARACTERISTICS

OPERATING TEMP. RANGE:	-65°C To +125°C
ROTATIONAL OPERATING LIFE:	100 x 10 <sup>6</sup> REVOLUTIONS MIN.

### SCHEMATIC DIAGRAM



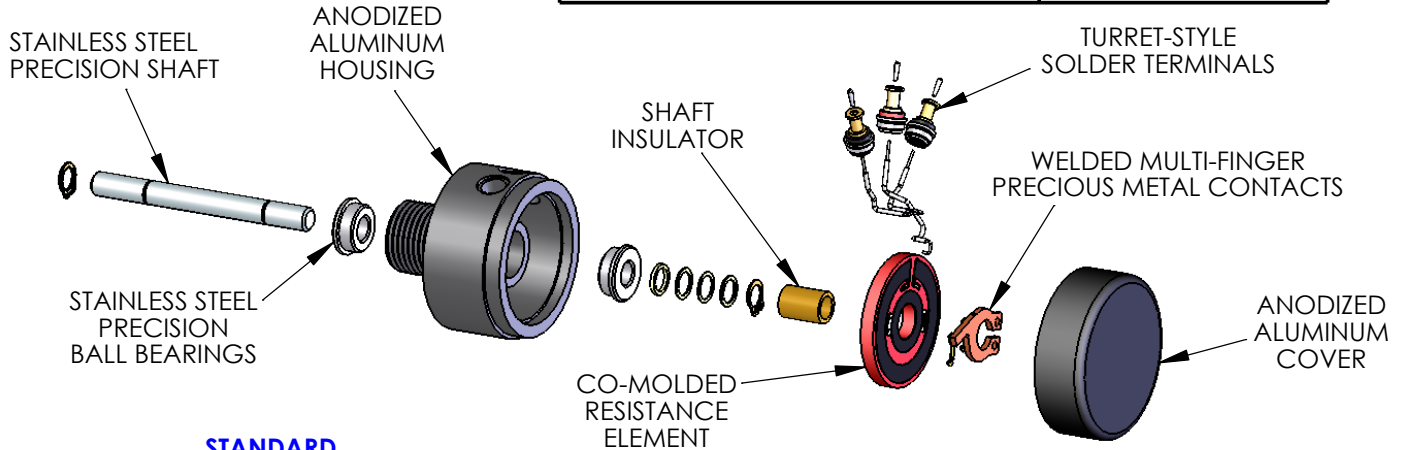
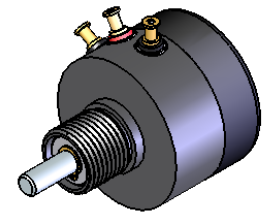
### ALL OTHER GENERAL REQUIREMENTS IN ACCORDANCE WITH MIL-PRF-39023

### CONTACT:

SPECTRUM SENSORS & CONTROLS, INC.  
424 CROWN POINT CIRCLE, GRASS VALLEY, CA 95945  
(800) 880-7730 (530) 273-4608 FAX: (530) 273-0769  
E-MAIL: sales@specsensors.com

# 6209 SERIES

7/8 In. Dia. Bushing Mount  
PRECISION POSITION  
SENSORS



## STANDARD ELECTRICAL CHARACTERISTICS

RESISTANCES ( $\pm 10\%$ ):	1K $\Omega$ , 5K $\Omega$ , and 10k $\Omega$
ACTIVE ELECTRICAL ANGLE:	340°
ELECTRICAL CONTINUITY ANGLE:	344° MIN.
INDEPENDENT LINEARITY:	$\pm 0.5\%$
END VOLTAGE:	0.5% MAX.
VOLTAGE RESOLUTION:	VIRTUALLY INFINITE
OUTPUT SMOOTHNESS:	0.1% MAX.
RESISTANCE TEMP. COEFFICIENT:	400PPM/°C MAX.
POWER RATING @ 70°C:	1.0 WATT MAX.
WIPER CONTACT CURRENT:	10 MilliAmps MAX.
DIELECTRIC STRENGTH:	750 VRMS @ 60Hz
INSULATION RESISTANCE:	100 Meg $\Omega$ MIN. @ 500VDC

## STANDARD MECHANICAL CHARACTERISTICS

MECHANICAL ROTATION:	CONTINUOUS
STARTING TORQUE:	0.25 Oz.-In. MAX.
RUNNING TORQUE:	0.20 Oz.-In. MAX.
TOTAL WEIGHT (1-GANG):	0.6 Oz. MAX.
PILOT RUNOUT:	0.001 In. TIR
SHAFT RUNOUT:	0.001 In. TIR
SHAFT END PLAY:	0.003 MAX.
SHAFT RADIAL PLAY:	0.001 In. TIR
LATERAL RUNOUT:	0.002 In. TIR

## STANDARD ENVIRONMENTAL CHARACTERISTICS

OPERATING TEMP. RANGE:	-65°C To +125°C
ROTATIONAL OPERATING LIFE:	100 x 10 <sup>6</sup> REVOLUTIONS MIN.

## STANDARD MATERIALS OF CONSTRUCTION

HOUSING AND COVER:	ANODIZED ALUMINUM
SHAFT AND BALL BEARINGS:	STAINLESS STEEL
RESISTANCE ELEMENT:	CO-MOLDED CONDUCTIVE PLASTIC
ELECTRICAL CONTACTS:	MULTI-FINGER PRECIOUS METAL
SOLDER TERMINALS:	GOLD PLATED BRASS

## ALL OTHER GENERAL REQUIREMENTS IN ACCORDANCE WITH MIL-PRF-39023

**CONTACT:** SPECTRUM SENSORS & CONTROLS, INC.  
424 CROWN POINT CIRCLE, GRASS VALLEY, CA 95945  
(800) 880-7730 (530) 273-4608 FAX: (530) 273-0769  
E-MAIL: sales@specsensors.com

## AVAILABLE OPTIONS

CUSTOM RESISTANCE VALUES (500 $\Omega$  TO 50k $\Omega$ ) AND TOLERANCES AS LOW AS  $\pm 5\%$

SPECIAL LINEARITIES AS LOW AS 0.15%, ABSOLUTE (INDEXED) OR INDEPENDENT OVER SPECIFIED REGIONS.

ADDITIONAL TAPS, CURRENT OR VOLTAGE

CURRENT LIMIT RESISTORS AND OTHER INTERNAL CIRCUIT COMPONENTS (CAPS, DIODES, ETC.)

SPECIAL ELECTRICAL ANGLES UP TO 355° MAX.

WIRE LEADS OR CABLE IN PLACE OF TERMINALS

SPECIAL TRANSFER FUNCTIONS:  
NON-LINEAR OUTPUTS  
LOAD COMPENSATION  
TRIG, LOG, AND EXPONENTIAL OUTPUTS

MULTI-GANG CONSTRUCTION (UP TO 6) ON A COMMON SHAFT OR CONCENTRIC SHAFTING (ADD .320 LENGTH PER GANG).

SPECIAL SHAFT LENGTHS AND FEATURES SUCH AS REAR EXTENSIONS, FLATS, SLOTS, AND STEPS.

SPECIAL TORQUE OR DETENT REQUIREMENTS, AS LOW AS .015 Oz.-In. STARTING TORQUE.

SPECIAL MOUNTING DIMENSIONS OR FEATURES SUCH AS ANTI-ROTATION LOCATING PINS AND BUSHING FLATS OR SLOTS.

ROTATIONAL STOPS LIMITING SHAFT TRAVEL.

ANCILLIARY DEVICES SUCH AS SPRING RETURNS, CLUTCHES, BRAKES, AND SWITCHES.

SPECIAL ENVIRONMENTAL CAPABILITIES SUCH AS MOISTURE SEALS, HIGH SHOCK AND VIBRATION.

Общество с ограниченной ответственностью «МосЧип»  
Адрес: 107023, г.Москва, Семеновский переулок, д.6, офис 409

## Данный компонент на территории Российской Федерации

### Вы можете приобрести в компании MosChip.

Для оперативного оформления запроса Вам необходимо перейти по данной ссылке:

<http://moschip.ru/get-element>

Вы можете разместить у нас заказ для любого Вашего проекта, будь то серийное производство или разработка единичного прибора.

В нашем ассортименте представлены ведущие мировые производители активных и пассивных электронных компонентов.

Распределительные склады, находящиеся в России, Европе и в Китае, позволяют нам оперативно поставить необходимые компоненты в оптимальные для Вас сроки.

На всех этапах разработки и производства наши партнеры могут получить квалифицированную поддержку опытных инженеров.

Система менеджмента качества компании отвечает требованиям ISO 9001:2011

### Офис по работе с юридическими лицами:

107023, г.Москва, Семеновский переулок, д.6, Бизнес-центр «АВС»

Телефон: +7 495 668-12-70 (многоканальный)

Факс: +7 495 668-12-70 (доб.304)

E-mail: [info@moschip.ru](mailto:info@moschip.ru)

Skype отдела продаж:

moschip.ru_3	moschip.ru_6
moschip.ru_4	moschip.ru_7
moschip.ru_11	moschip.ru_8
moschip.ru_12	moschip.ru_9