

OVG Series

Features

- 105°C, 15,000 hours assured
- Ultra low ESR with large permissible ripple current
- RoHS Compliance



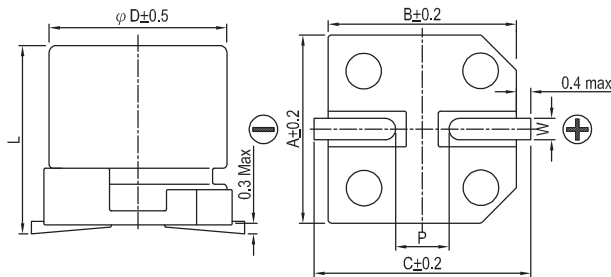
Marking color: Blue

Specifications

Items	Performance										
Category Temperature Range	-55°C ~ +105°C										
Capacitance Tolerance	±20% (at 120Hz, 20°C)										
Leakage Current (at 20°C)*	Rated voltage applied, after 2 minutes at 20°C. See Standard Ratings										
Tanδ (at 120Hz, 20°C)	See Standard Ratings										
ESR (at 100k ~ 300k Hz, 20°C)	See Standard Ratings										
Endurance	<table border="1"> <tr><td>Test Time</td><td>15,000 Hrs</td></tr> <tr><td>Capacitance Change</td><td>Within ±20% of initial value</td></tr> <tr><td>Tanδ</td><td>Less than 150% of specified value</td></tr> <tr><td>ESR</td><td>Less than 150% of specified value</td></tr> <tr><td>Leakage Current</td><td>Within specified value</td></tr> </table>	Test Time	15,000 Hrs	Capacitance Change	Within ±20% of initial value	Tanδ	Less than 150% of specified value	ESR	Less than 150% of specified value	Leakage Current	Within specified value
	Test Time	15,000 Hrs									
	Capacitance Change	Within ±20% of initial value									
	Tanδ	Less than 150% of specified value									
	ESR	Less than 150% of specified value									
Leakage Current	Within specified value										
* The above specifications shall be satisfied when the capacitors are restored to 20°C after the rated voltage applied for 15,000 hours at 105°C.											
Moisture Resistance	<table border="1"> <tr><td>Test Time</td><td>1,000 Hrs</td></tr> <tr><td>Capacitance Change</td><td>Within ±20% of initial value</td></tr> <tr><td>Tanδ</td><td>Less than 150% of specified value</td></tr> <tr><td>ESR</td><td>Less than 150% of specified value</td></tr> <tr><td>Leakage Current</td><td>Within specified value</td></tr> </table>	Test Time	1,000 Hrs	Capacitance Change	Within ±20% of initial value	Tanδ	Less than 150% of specified value	ESR	Less than 150% of specified value	Leakage Current	Within specified value
	Test Time	1,000 Hrs									
	Capacitance Change	Within ±20% of initial value									
	Tanδ	Less than 150% of specified value									
	ESR	Less than 150% of specified value									
Leakage Current	Within specified value										
* The above specifications shall be satisfied when the capacitors are restored to 20°C after subjecting them at 60°C, 90 to 95% RH for 1,000 hours. Leakage current should be tested after voltage treatment*.											
Resistance to Soldering Heat * (Please refer to page 25 for reflow soldering conditions)	<table border="1"> <tr><td>Capacitance Change</td><td>Within ±10% of initial value</td></tr> <tr><td>Tanδ</td><td>Less than 130% of specified value</td></tr> <tr><td>ESR</td><td>Less than 130% of specified value</td></tr> <tr><td>Leakage Current</td><td>Within specified value</td></tr> </table>	Capacitance Change	Within ±10% of initial value	Tanδ	Less than 130% of specified value	ESR	Less than 130% of specified value	Leakage Current	Within specified value		
	Capacitance Change	Within ±10% of initial value									
	Tanδ	Less than 130% of specified value									
	ESR	Less than 130% of specified value									
Leakage Current	Within specified value										
Ripple Current and Frequency Multipliers	<table border="1"> <tr> <th>Frequency (Hz)</th> <th>120 ≤ f < 1k</th> <th>1k ≤ f < 10k</th> <th>10k ≤ f < 100k</th> <th>100k ≤ f < 500k</th> </tr> <tr> <th>Multiplier</th> <td>0.05</td> <td>0.3</td> <td>0.7</td> <td>1.0</td> </tr> </table>	Frequency (Hz)	120 ≤ f < 1k	1k ≤ f < 10k	10k ≤ f < 100k	100k ≤ f < 500k	Multiplier	0.05	0.3	0.7	1.0
	Frequency (Hz)	120 ≤ f < 1k	1k ≤ f < 10k	10k ≤ f < 100k	100k ≤ f < 500k						
Multiplier	0.05	0.3	0.7	1.0							

* For any doubt about measured values, measure the leakage current again after the following voltage treatment.
Voltage treatment: DC rated voltage is applied to the capacitors for 2 hours at 105°C.

Diagram of Dimensions



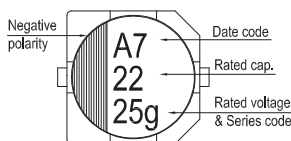
Lead Spacing and Diameter

Unit: mm

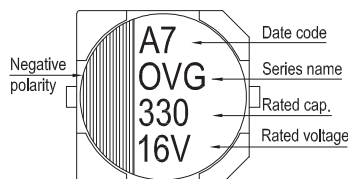
φ D	L	A	B	C	W	P ± 0.2
5	5.8 ± 0.3	5.3	5.3	5.9	0.5 ~ 0.8	1.5
6.3	5.8 ± 0.3	6.6	6.6	7.2	0.5 ~ 0.8	2.0
6.3	7.7 ± 0.3	6.6	6.6	7.2	0.5 ~ 0.8	2.0
8	6.7 ± 0.3	8.4	8.4	9.0	0.7 ~ 1.1	3.1
8	10.0 ± 0.5	8.4	8.4	9.0	0.7 ~ 1.1	3.1
10	7.7 ± 0.3	10.4	10.4	11.0	0.7 ~ 1.3	4.7
10	10.0 ± 0.5	10.4	10.4	11.0	0.7 ~ 1.3	4.7
10	12.6 +0.1/-0.4	10.4	10.4	11.0	0.7 ~ 1.3	4.7

Marking

φ D = 5 ~ 6.3



φ D = 8 ~ 10





OP-CAP

Dimension: ϕ D×L(mm)
Ripple Current: mA/rms at 100k Hz, 105°C

Standard Ratings

W. V. (V)	Surge Voltage (V)	Capacitance (μF)	Size ϕ D×L(mm)	Tan δ (120Hz, 20°C)	L C (μA)	E S R (mΩ/at 100k ~ 300k Hz, 20°C Max)	Rated R. C. (mA/rms at 100k Hz, 105°C)
16V (1C)	18.0	220	6.3 × 7.7	0.12	704	22	3,300
		270	8 × 6.7	0.12	864	22	3,300
		330	8 × 10	0.12	1,050	21	3,400
		820	10 × 12.6	0.12	2,620	12	5,400
		1,000	10 × 12.6	0.12	3,200	12	5,400
20V(1D)	23.0	47	5 × 5.8	0.12	188	30	2,800
		56	5 × 5.8	0.12	224	30	2,800
		120	6.3 × 5.8	0.12	480	25	3,200
		150	6.3 × 7.7	0.12	600	25	3,200
		180	8 × 6.7	0.12	720	25	3,200
		220	8 × 10	0.12	880	23	3,400
		560	10 × 10	0.12	2,240	18	4,100
25V(1E)	29.0	22	5 × 5.8	0.12	110	40	2,450
		27	5 × 5.8	0.12	135	40	2,450
		39	6.3 × 5.8	0.12	195	30	2,800
		47	6.3 × 5.8	0.12	235	30	2,800
		56	6.3 × 5.8	0.12	280	30	2,800
			6.3 × 7.7	0.12	280	28	2,800
		68	8 × 6.7	0.12	340	28	3,000
		100	8 × 10	0.12	500	24	3,300
		120	8 × 10	0.12	600	22	3,500
		150	10 × 7.7	0.12	750	25	3,400
		220	10 × 10	0.12	1,100	20	3,800

Part Numbering System

OVG Series 150μF ±20% 25V Carrier Tape 10 ϕ × 7.7L Pb-free and PET coating case

OVG **151** **M** **1E** **TR** - **1008**

Series Name Capacitance Capacitance Tolerance Rated Voltage Package Type Terminal Type Case size Lead Wire and Coating Type

Note: For more details, please refer to "Part Numbering System (SMD Type)" on page 15.

Данный компонент на территории Российской Федерации

Вы можете приобрести в компании MosChip.

Для оперативного оформления запроса Вам необходимо перейти по данной ссылке:

<http://moschip.ru/get-element>

Вы можете разместить у нас заказ для любого Вашего проекта, будь то серийное производство или разработка единичного прибора.

В нашем ассортименте представлены ведущие мировые производители активных и пассивных электронных компонентов.

Нашей специализацией является поставка электронной компонентной базы двойного назначения, продукции таких производителей как XILINX, Intel (ex.ALTERA), Vicor, Microchip, Texas Instruments, Analog Devices, Mini-Circuits, Amphenol, Glenair.

Сотрудничество с глобальными дистрибьюторами электронных компонентов, предоставляет возможность заказывать и получать с международных складов практически любой перечень компонентов в оптимальные для Вас сроки.

На всех этапах разработки и производства наши партнеры могут получить квалифицированную поддержку опытных инженеров.

Система менеджмента качества компании отвечает требованиям в соответствии с ГОСТ Р ИСО 9001, ГОСТ РВ 0015-002 и ЭС РД 009

Офис по работе с юридическими лицами:

105318, г.Москва, ул.Щербаковская д.3, офис 1107, 1118, ДЦ «Щербаковский»

Телефон: +7 495 668-12-70 (многоканальный)

Факс: +7 495 668-12-70 (доб.304)

E-mail: info@moschip.ru

Skype отдела продаж:

moschip.ru

moschip.ru_4

moschip.ru_6

moschip.ru_9