



Chip Inductors - 0402PA (1005)

With current ratings as high as 1.8 A, Coilcraft's 0402PA wirewound chip inductors are ideal for power amplifiers in TDMA, CDMA, GSM and other wireless applications.

Compared to our standard 0402CS Series, they can handle up to 65% more current and have half the DC resistance. These inductors are perfect for use as an RF choke for the power supply, the LC tank between ampli-

fier and antenna and in the amplifier bias circuit. Like our other ceramic chip inductors, they feature outstanding self-resonant frequencies and excellent Q values. Most values are available in 2% inductance tolerance.

Coilcraft **Designer's Kit C373** contains samples of all 5% inductance tolerance parts. To order, contact Coilcraft or visit <http://order.coilcraft.com>.

Part number ¹	Inductance ² (nH)	Percent tolerance ³	900 MHz		1.7 GHz		SRF typ ⁵ (MHz)	DCR typ ⁶ (Ohms)	Irms ⁷ (mA)
			L typ	Q typ ⁴	L typ	Q typ ⁴			
0402PA-0N8XJL_	0.78	5	0.79	35	0.76	55	15200	0.018	1860
0402PA-1N9X_L_	1.9	5,2	1.83	50	1.81	73	12500	0.022	1700
0402PA-3N4X_L_	3.4	5,2	3.36	51	3.33	93	7200	0.030	1500
0402PA-3N5X_L_	3.5	5,2	3.51	58	3.55	82	8750	0.040	1400
0402PA-5N8X_L_	5.8	5,2	5.76	56	5.70	83	5450	0.045	1300
0402PA-6N2X_L_	6.2	5,2	6.17	57	6.28	81	4950	0.055	1150
0402PA-8N2X_L_	8.2	5,2	8.15	58	8.19	82	4650	0.060	1100

1. When ordering, specify **tolerance, termination and packaging** codes:

0402PA-8N2XJLW

Tolerance: G = 2% J = 5%

Termination: L = RoHS compliant silver-palladium-platinum-glass frit
E = Halogen free component. RoHS compliant silver-palladium-platinum-glass frit terminations.
Special order: T = RoHS tin-silver-copper (95.5/4/0.5) or S = non-RoHS tin-lead (63/37)

Packaging: W = 7" machine-ready reel. EIA-481 punched paper tape (2000 parts per full reel).

U = Less than full reel. In tape, but not machine ready. To have a leader and trailer added (\$25 charge), use code letter W instead.

- Inductance measured at 250 MHz using a Coilcraft SMD-F test fixture and Coilcraft-provided correlation pieces with an Agilent/HP 4286 impedance analyzer.
- Tolerances in bold are stocked for immediate shipment.
- Q measured using an Agilent/HP 4291A with an Agilent/HP 16193 test fixture.
- For SRF >6 GHz, measured using an Agilent/HP 8722ES network analyzer and a Coilcraft SMD-D test fixture. For SRF ≤6 GHz, measured using an Agilent/HP 8753D network analyzer and a Coilcraft SMD-D test fixture.
- DCR measured on a micro-ohmmeter.
- Current that causes a 15°C temperature rise from 25°C ambient.
- Electrical specifications at 25°C.

Refer to Doc 362 "Soldering Surface Mount Components" before soldering.

Core material Ceramic

Environmental RoHS compliant, halogen free optional

Terminations RoHS compliant silver-palladium-platinum-glass frit. Other terminations available at additional cost.

Weight 0.9 – 1.1 mg

Ambient temperature -40°C to +125°C with Irms current, +125°C to +140°C with derated current

Storage temperature Component: -40°C to +140°C. Tape and reel packaging: -40°C to +80°C

Resistance to soldering heat Max three 40 second reflows at +260°C, parts cooled to room temperature between cycles

Temperature Coefficient of Inductance (TCL) +25 to +125 ppm/°C

Moisture Sensitivity Level (MSL) 1 (unlimited floor life at <30°C / 85% relative humidity)

Failures in Time (FIT) / Mean Time Between Failures (MTBF)

One per billion hours / one billion hours, calculated per Telcordia SR-332

Packaging 2000 per 7" reel. Paper tape: 8 mm wide, 0.68 mm thick, 2 mm pocket spacing

PCB washing Only pure water or alcohol recommended



US +1-847-639-6400 sales@coilcraft.com
UK +44-1236-730595 sales@coilcraft-europe.com
Taiwan +886-2-2264 3646 sales@coilcraft.com.tw
China +86-21-6218 8074 sales@coilcraft.com.cn
Singapore + 65-6484 8412 sales@coilcraft.com.sg

Document 347-1 Revised 10/03/08
© Coilcraft Inc. 2012

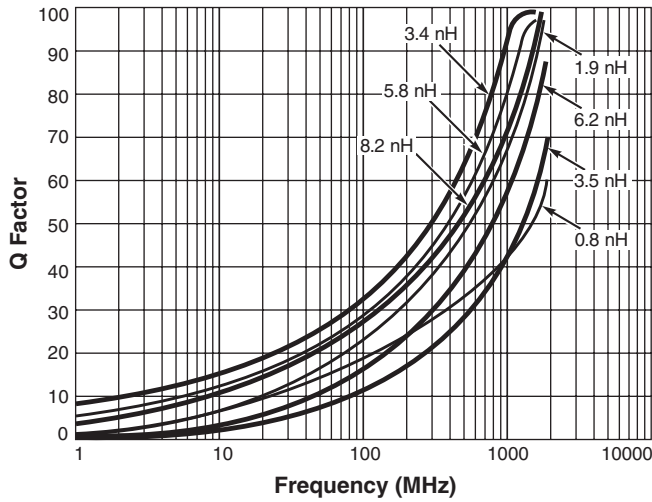
This product may not be used in medical or high risk applications without prior Coilcraft approval. Specification subject to change without notice. Please check out web site for latest information.

COILCRAFT ACCURATE
PRECISION REPEATABLE
MEASUREMENTS
SEE WEB SITE **TEST FIXTURES**



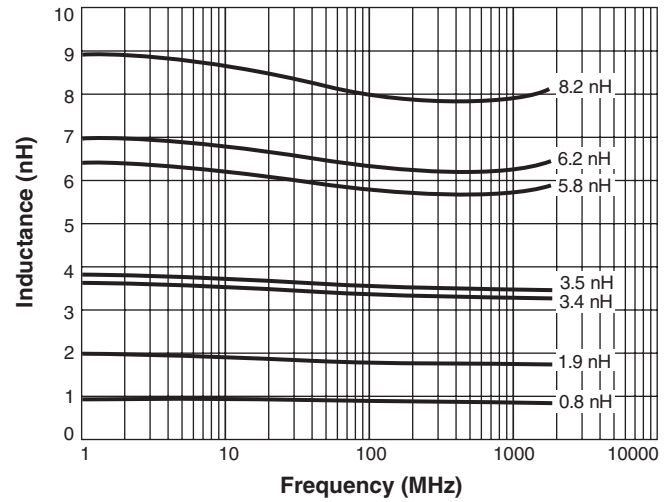
0402PA Series (1005)

Typical Q vs Frequency

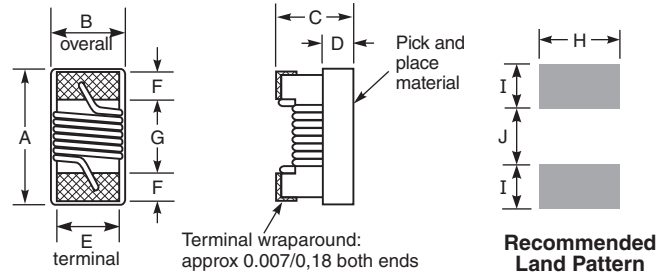
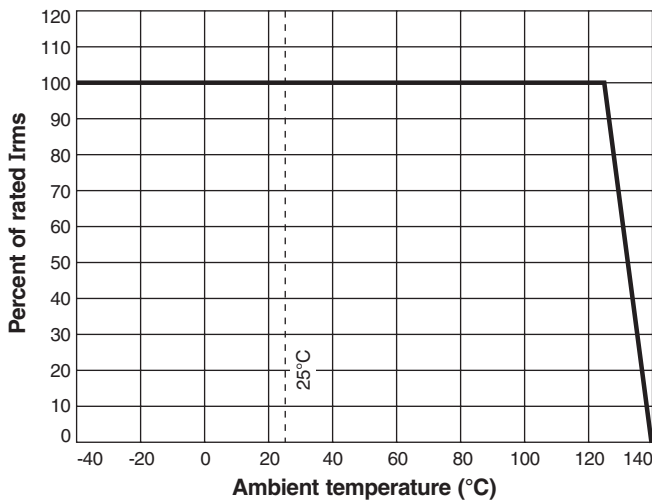


S-Parameter files
ON OUR WEB SITE
SPICE models
ON OUR WEB SITE

Typical L vs Frequency



Irms Derating



A	B	C	D	E	F	G	H	I	J
max	max	max	ref						
0.047	0.025	0.026	0.010	0.020	0.009	0.022	0.026	0.014	0.018
1,19	0,64	0,66	0,25	0,51	0,23	0,56	0,66	0,36	0,46

Note: Height dimension (C) is before optional solder application. For maximum height dimension including solder, add 0.006 in / 0,152 mm.



US +1-847-639-6400 sales@coilcraft.com
UK +44-1236-730595 sales@coilcraft-europe.com
Taiwan +886-2-2264 3646 sales@coilcraft.com.tw
China +86-21-6218 8074 sales@coilcraft.com.cn
Singapore + 65-6484 8412 sales@coilcraft.com.sg

Document 347-2 Revised 10/03/08
 © Coilcraft Inc. 2012
 This product may not be used in medical or high risk applications without prior Coilcraft approval. Specification subject to change without notice. Please check out web site for latest information.

Данный компонент на территории Российской Федерации

Вы можете приобрести в компании MosChip.

Для оперативного оформления запроса Вам необходимо перейти по данной ссылке:

<http://moschip.ru/get-element>

Вы можете разместить у нас заказ для любого Вашего проекта, будь то серийное производство или разработка единичного прибора.

В нашем ассортименте представлены ведущие мировые производители активных и пассивных электронных компонентов.

Нашей специализацией является поставка электронной компонентной базы двойного назначения, продукции таких производителей как XILINX, Intel (ex.ALTERA), Vicor, Microchip, Texas Instruments, Analog Devices, Mini-Circuits, Amphenol, Glenair.

Сотрудничество с глобальными дистрибьюторами электронных компонентов, предоставляет возможность заказывать и получать с международных складов практически любой перечень компонентов в оптимальные для Вас сроки.

На всех этапах разработки и производства наши партнеры могут получить квалифицированную поддержку опытных инженеров.

Система менеджмента качества компании отвечает требованиям в соответствии с ГОСТ Р ИСО 9001, ГОСТ РВ 0015-002 и ЭС РД 009

Офис по работе с юридическими лицами:

105318, г.Москва, ул.Щербаковская д.3, офис 1107, 1118, ДЦ «Щербаковский»

Телефон: +7 495 668-12-70 (многоканальный)

Факс: +7 495 668-12-70 (доб.304)

E-mail: info@moschip.ru

Skype отдела продаж:

moschip.ru

moschip.ru_4

moschip.ru_6

moschip.ru_9