samtec

10 YEAR MFG WITH 30 µ" GOLD
EXTENDED LIFE PRODUCT
HIGH MATING CYCLES

TSM–116–02–S–DV–LC





TSM–121–01–T–SV

(2.54 mm) .100"

SMT .025" SQ POST HEADER

Board Mates:
SSW, SSQ, SSM, BSW, ESW, ESQ, BCS, SLW, CES, HLE

Cable Mates:
IDSS, IDSD

SPECIFICATIONS

For complete specifications and recommended PCB layouts see www.samtec.com?TSM

Insulator Material:
Black Liquid Crystal Polymer
Terminal Material:
Phosphor Bronze
Plating:
Au or Sn over
50 µ" (1.27 µm) Ni
Operating Temp Range:
-55 °C to +105 °C with Tin;
-55 °C to +125 °C with Gold
Voltage Rating:
475 VAC -SV/-DV mated with BCS or SSM
RoHS Compliant: Yes

MATES	CURRENT RATING (PER PIN)
TSM/SSW	4.7 A
TSM/SSM	5.4 A
TSM/HLE	4.1 A
2 PINS POWERED	

PROCESSING

Lead–Free Solderable: Yes
-DH/-SH Lead Coplanarity:
(0.15 mm) .006" max (02-36)*
-DV/-SV Lead Coplanarity:
(0.10 mm) .004" max (02-05)
(0.13 mm) .005" max (06-10)*
(0.15 mm) .006" max (11-36)*
*(.004" stencil solution may be available; contact IPG@samtec.com)

RECOGNITIONS

For complete scope of recognitions see www.samtec.com/quality

FILE NO. E111594

ALSO AVAILABLE (MOQ Required)

- Edge Mount and Locking Clips for –SV
- Solder Locks for –DH and Shrouds for –DV
- Other platings

Note:
Some lengths, styles and options are non-standard, non-returnable.

TSM – 1 – NO. PINS PER ROW – LEAD STYLE – PLATING OPTION – ROW OPTION

APPLICATIONS



NO. PINS PER ROW: 02 thru 36

LEAD STYLE

–01 = .230" (5.84 mm) Post Height (Mates with SSW, BCS, SSM, IDSS, IDSD)

–02 = .320" (8.13 mm) Post Height (Mates with SSM -DH)

–03 = .420" (10.67 mm) Post Height (For Bottom Mount & Pass Through)

–04 =.120" (3.05 mm) Post Height (Mates with SLW, CES, HLE)

PLATING OPTION

–F = Gold flash on post, Matte Tin on tail

–L = 10 µ" (0.25 µm) Gold on post, Matte Tin on tail

–S = 30 µ" (0.76 µm) Gold on post, Matte Tin on tail

–T = Matte Tin

HIGH-SPEED CHANNEL PERFORMANCE

Rating based on Samtec reference channel. For full SI performance data visit Samtec.com or contact SIG@samtec.com

8 Gbps

–SV
= Single Row Vertical Pin

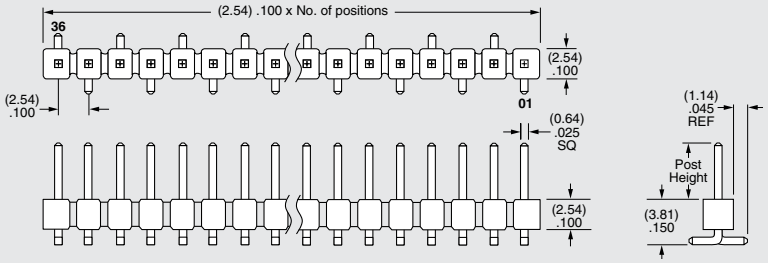

–SH
= Single Row Horizontal Pin

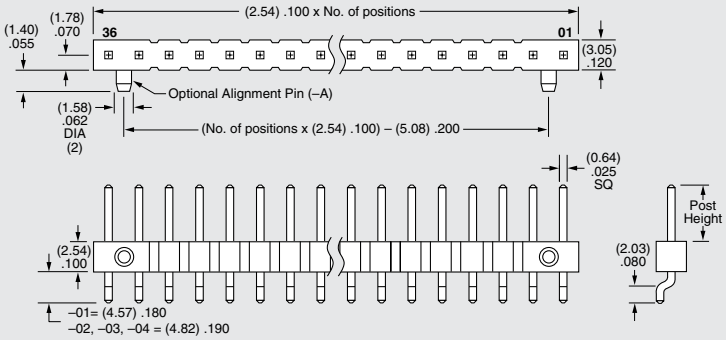

Due to technical progress, all designs, specifications and components are subject to change without notice.

All parts within this catalog are built to Samtec's specifications.
Customer specific requirements must be approved by Samtec and identified in a Samtec customer-specific drawing to apply.



TSM–126–02–L–DH–K

TSM–115–01–T–SH–A





TSM–110–01–T–DV

OTHER OPTIONS

–A
= Alignment Pin metal or plastic at Samtec discretion (Not available with –TM or –MT) (02 positions min.) (Not available with –LC)

–LC
= Locking Clip (Not available with –TM) (3 positions min.) (Not available with –A) (Manual placement required)

–K
= (6.50 mm) .256" DIA Polyimide Film Pick & Place Pad

(–SH: 4 positions minimum without –TR; 2 & 3 positions available with –TR)

(–DH: 4 positions minimum without –TR)

–"XXX"
= Polarized Position

–P
= Plastic Pick & Place Pad

(–DV: 4 positions minimum without –TR; 2 & 3 positions available with –TR)

(–SH: 4 positions minimum without –TR; 2 & 3 positions available with –TR)

(–DH: 5 positions minimum without –TR)

(–SV: 4 positions minimum without –TR; 2 & 3 positions available with –TR)

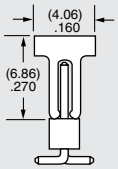

–SV

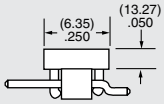

–SH & –DH

–TR
= Tape & Reel Packaging

–SV: 02-22 positions, –DV:02-28 positions,

–SH: 02-30 positions, –DH: 02-29 positions

(Not available with –MT or –TM)

–FR
= Full Reel Tape & Reel (must order maximum quantity per reel; contact Samtec for quantity breaks)

–SV: 02-22 positions, –DV:02-28 positions,

–SH: 02-30 positions, –DH: 02-29 positions

(Not available with –MT or –TM)

–DV
= Double Row Vertical Pin

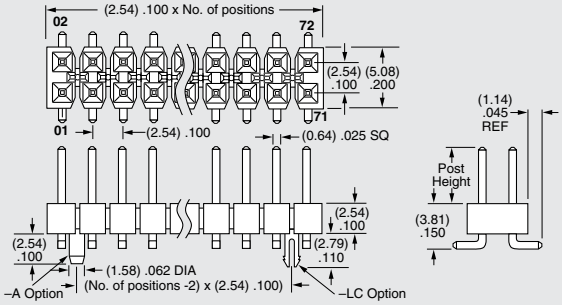

–TM
= Triple Row Vertical Mixed Technology (Style –01 only)

02 thru 30 positions only

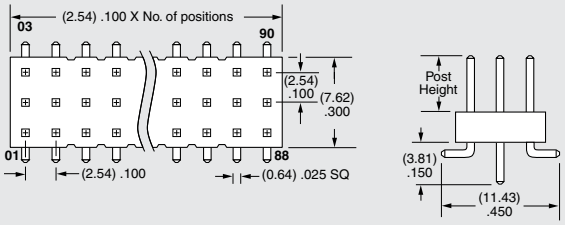

–DH
= Double Row Horizontal Pin (Style –01, –02 or –03 only)

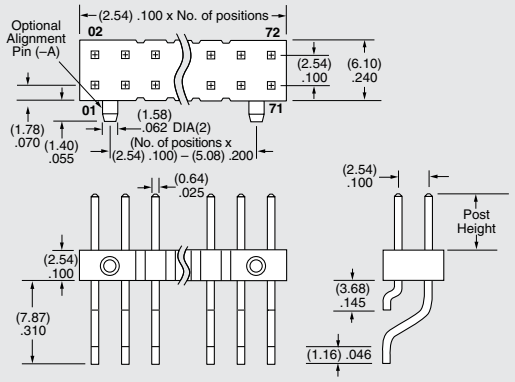

–MT
= Mixed Technology Pin (Style –01, –02 or –03 only)

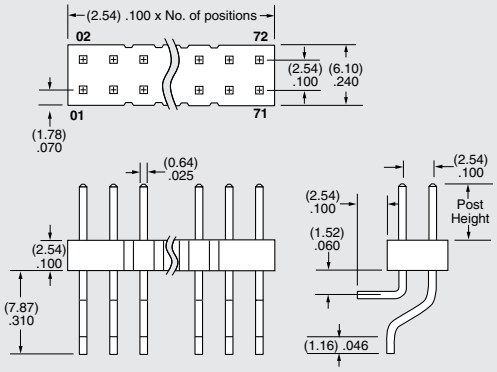

Due to technical progress, all designs, specifications and components are subject to change without notice.

All parts within this catalog are built to Samtec's specifications.
Customer specific requirements must be approved by Samtec and identified in a Samtec customer-specific drawing to apply.

Общество с ограниченной ответственностью «МосЧип» ИНН 7719860671 / КПП 771901001
Адрес: 105318, г.Москва, ул.Щербаковская д.3, офис 1107

Данный компонент на территории Российской Федерации

Вы можете приобрести в компании MosChip.

Для оперативного оформления запроса Вам необходимо перейти по данной ссылке:

http://moschip.ru/get-element

Вы можете разместить у нас заказ для любого Вашего проекта, будь то серийное производство или разработка единичного прибора.

В нашем ассортименте представлены ведущие мировые производители активных и пассивных электронных компонентов.

Нашей специализацией является поставка электронной компонентной базы двойного назначения, продукции таких производителей как XILINX, Intel (ex.ALTERA), Vicor, Microchip, Texas Instruments, Analog Devices, Mini-Circuits, Amphenol, Glenair.

Сотрудничество с глобальными дистрибьюторами электронных компонентов, предоставляет возможность заказывать и получать с международных складов практически любой перечень компонентов в оптимальные для Вас сроки.

На всех этапах разработки и производства наши партнеры могут получить квалифицированную поддержку опытных инженеров.

Система менеджмента качества компании отвечает требованиям в соответствии с ГОСТ Р ИСО 9001, ГОСТ РВ 0015-002 и ЭС РД 009

Офис по работе с юридическими лицами:

105318, г.Москва, ул.Щербаковская д.3, офис 1107, 1118, ДЦ «Щербаковский»

Телефон: +7 495 668-12-70 (многоканальный)

Факс: +7 495 668-12-70 (доб.304)

E-mail: info@moschip.ru

Skype отдела продаж:
moschip.ru
moschip.ru_4
moschip.ru_6
moschip.ru_9