

SPECIFICATION

Part No.	: DBP.1575.W.A.30
Description	: Dielectric Band Pass Filter for 1575MHz Bandwidth 10MHz
Features	: Center Frequency 1575.42MHz Support GPS L1 Low Insertion Loss Low Pass-Band Ripple High Ultimate Attenuation Dims: 5.8*5.1*2.8 mm



1. Introduction

Taoglas are utilizing their deep understanding of the RF component design and manufacturing process to provide high-quality, small-form-factor, cost-effective and easy to implement RF filters. The Taoglas Filters Division will feature a range of off-the-shelf filters for a variety of applications, including filters for emerging license free bands used for IoT and for GPS L1/L2 and L1/L5 applications. We can also work with customers to develop bespoke filter solutions.

Taoglas dielectric filters are designed to be used in wireless transmitters or receivers. These filters are designed to protect the LNA from noisy out of band emissions originated from nearby transmitters that can overdrive, or even damage your LNA. Overdriving the LNA results in non-linear distortion which negatively impacts the sensitivity of your receiver.

By selecting the proper Taoglas filter you can eliminate unnecessary out of band noise while maintaining minimal in-band insertion loss. The filter is manufactured as a single ceramic block [monoblock] which provides high reliability, low insertion loss and high attenuation in a simple compact SMD package.

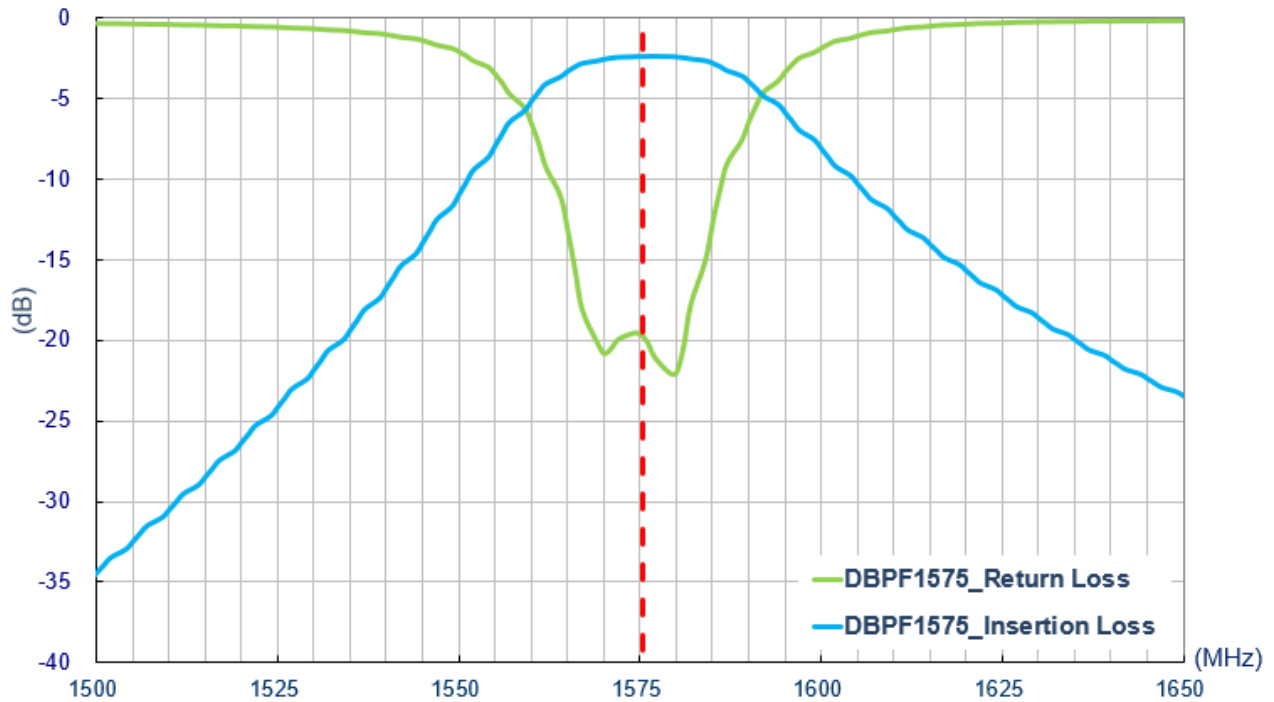
The DBP.1575.W.A.30 is a standard Taoglas product but can be customized for specific customer needs. For more information please contact your regional sales office.

2. Specification

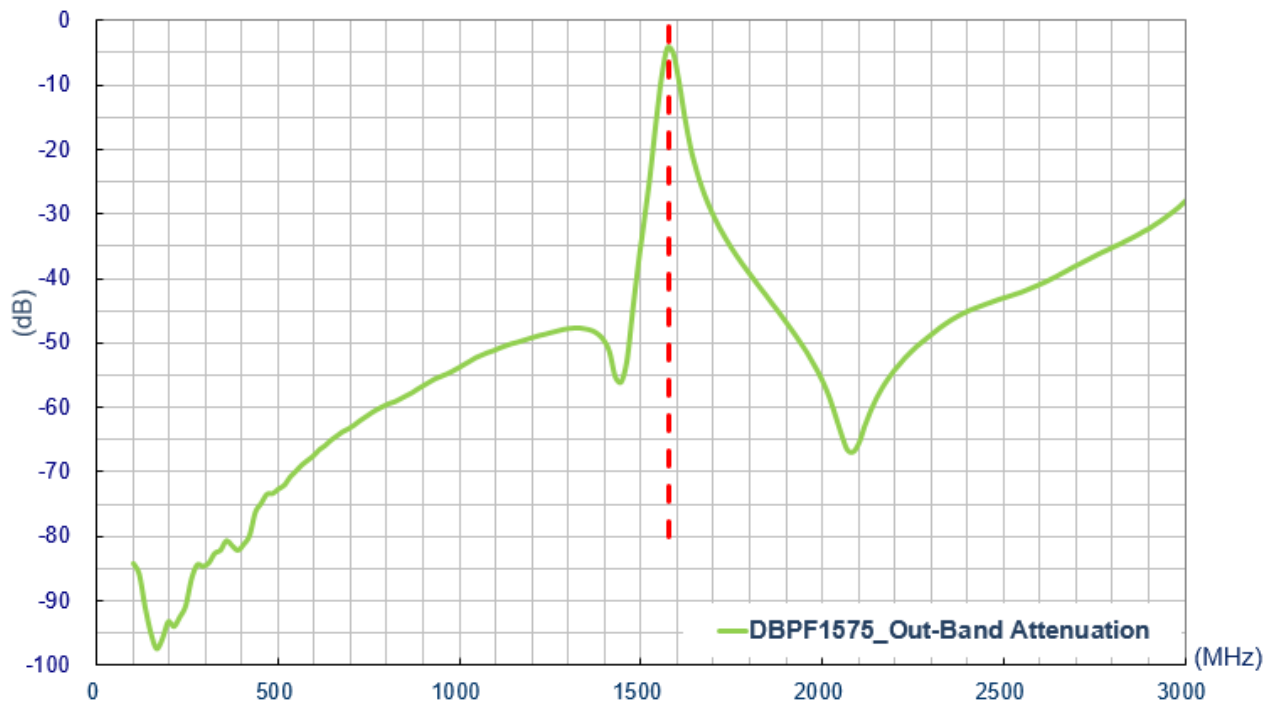
ELECTRICAL	
Centre Frequency (Fo)	1575.42MHz
3dB Bandwidth	10MHz
Insertion Loss	3.5 dB max
Passband Ripple	0.5 dB max
Return Loss	< -10 dB
Attenuation	> 50dB @ 100MHz ~ 1100MHz > 45dB @ 1100MHz ~ 1400MHz > 30dB @ 1400MHz ~ 1500MHz > 35dB @ 1800MHz ~ 1900MHz > 45dB @ 1900MHz ~ 2300MHz > 25dB @ 2300MHz ~ 3000MHz
In/Out Impedance	50 Ω
Power Dissipation	1.0 W min.
MECHANICAL	
Dimension	5.8*5.1*2.8 (L*W*H)
Material	Ceramic
Finish	Ag plated
ENVIRONMENTAL	
Operating Temperature	-40°C to 85°C
Storage Temperature	-40°C to 85°C

3. Characteristics Curve

3.1. Pass Band Return & Insertion Loss



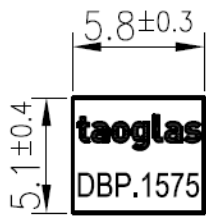
3.2. Out-Of-Band Attenuation



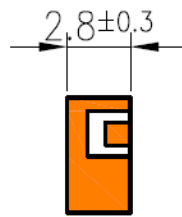
4. Mechanical Drawings (Unit: mm)

4.1. Antenna Drawing

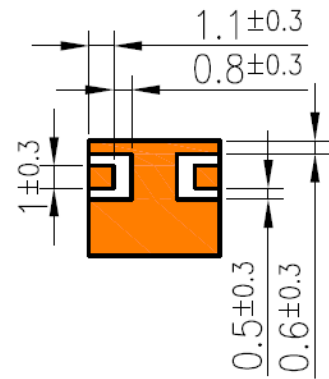
Front View



Side View

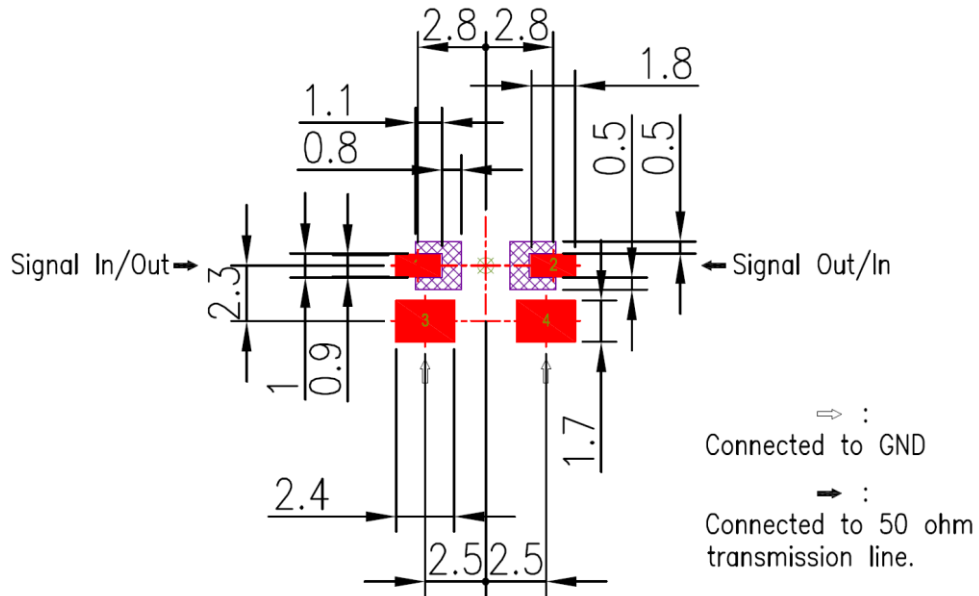


Back View

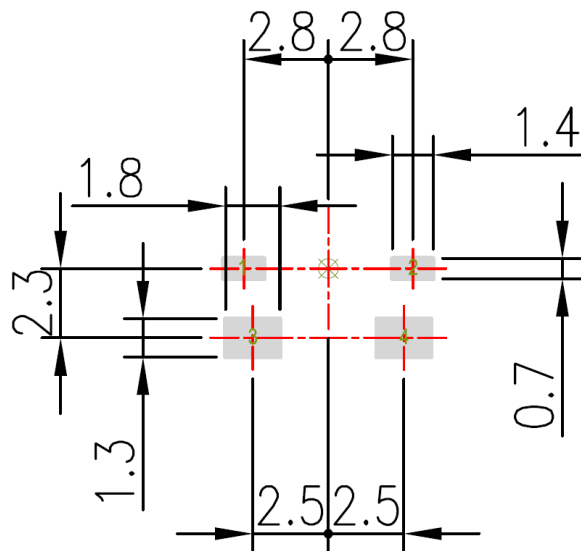


4.2. Recommended PCB Layout

4.2.1. Top Copper



4.2.2. Top Solder Paste



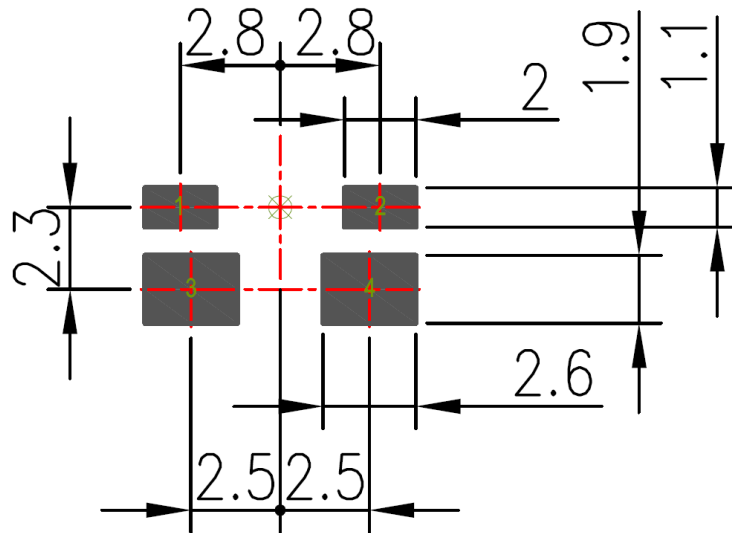
NOTE:

- 1. Ag Plated area
- 2. Solder Mask area
- 3. Copper area
- 4. Paste area
- 5. Copper Keepout Area

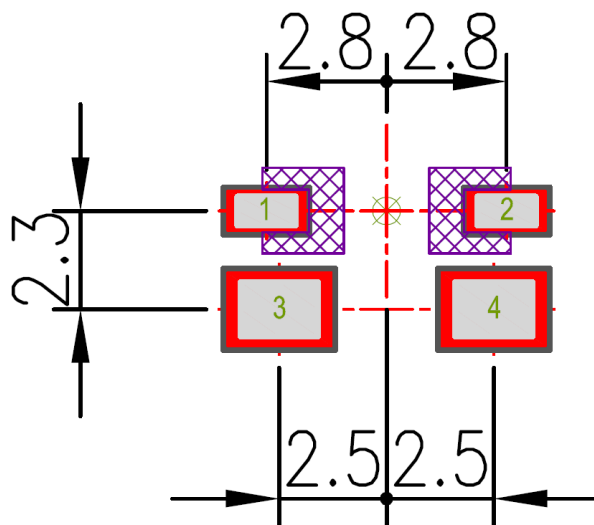


- 6. Any vias in pads should be either filled or tented to prevent solder from wicking away from the pad during reflow.
- 7. The dimension tolerances should follow standard PCB manufacturing guidelines

4.2.3. Top solder Mask



4.2.4. Composite Diagram



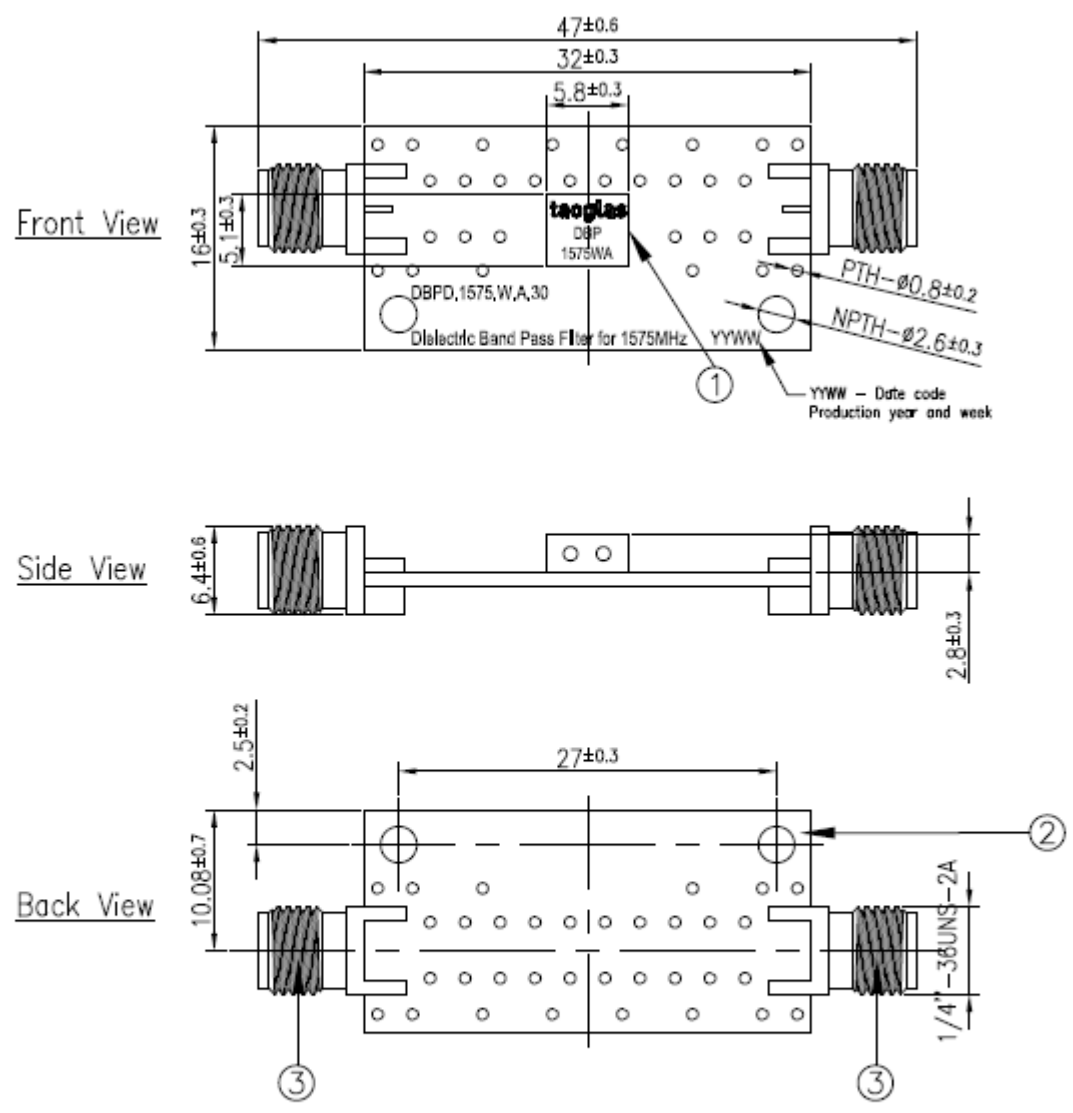
NOTE:

- 1. Ag Plated area
- 2. Solder Mask area
- 3. Copper area
- 4. Paste area
- 5. Copper Keepout Area



- 6. Any vias in pads should be either filled or tented to prevent solder from wicking away from the pad during reflow.
- 7. The dimension tolerances should follow standard PCB manufacturing guidelines

4.3. Evaluation Board

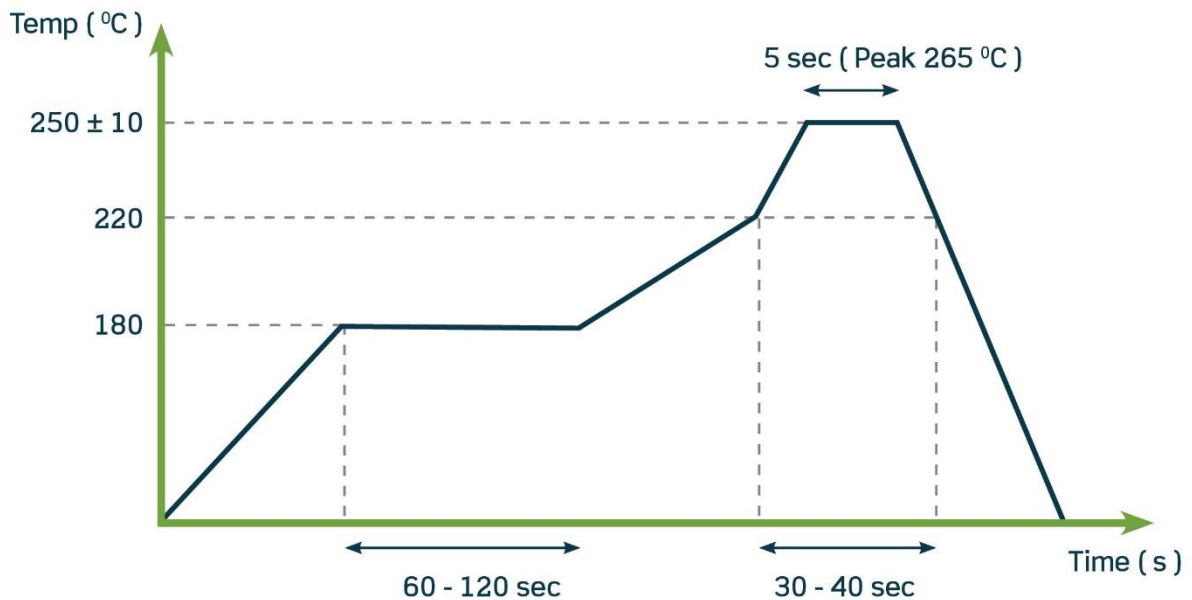


NOTE:
1. All material must be RoHS compliant.

	Name	Material	Finish	QTY
1	Filter	Ceramic	Clear	1
2	PCB	Composite 1.0t	Black	1
3	SMA(F) ST	Brass	Au Plated	2

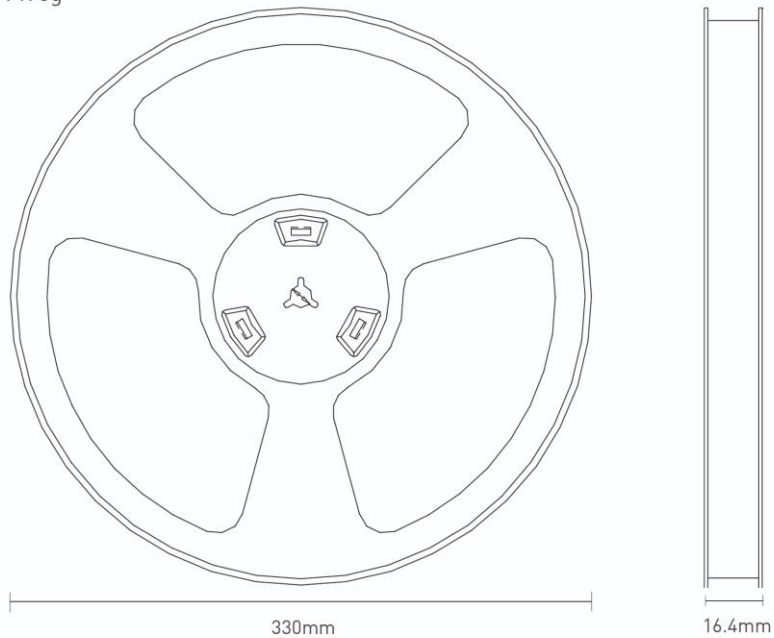
5. Recommended Reflow Soldering Profile

Phase	Profile Features	Maximum
Preheat	Temperature Min	150 °C
	Temperature Max	180 °C
	Duration	60-120 sec
Ramp-Up	Avg. Ramp up rate	3 °C/sec (max)
Reflow	Temperature	220 °C
	Duration	30-40 sec
Peak	Temperature	265 °C
	Duration	5 sec Max
Ramp Down	Avg. Ramp down rate	3 °C/sec (max)

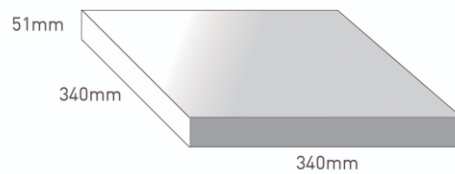


6. Packaging

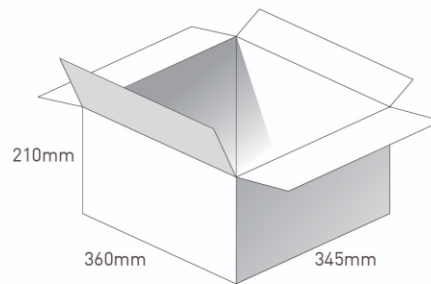
2500 pc DBP.1575.W.A.30
1 reel per small inner box
Dimensions - 330*16.4mm
Weight - 1470g



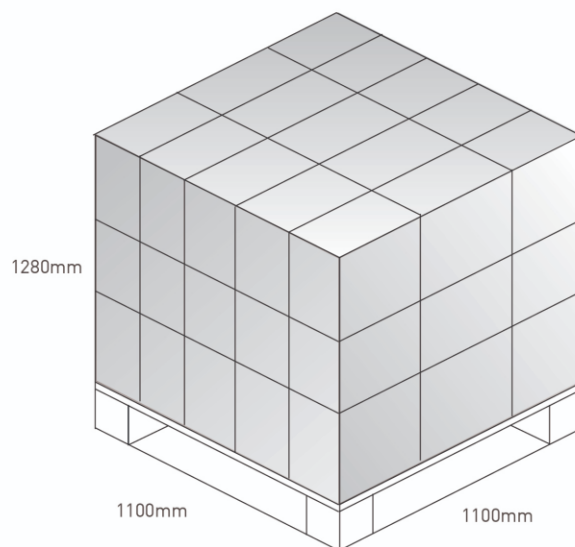
5000 pc DBP.1575.W.A.30
 2 reel in small inner box
 Dimensions - 340*340*51
 Weight - 3.05Kg



4 inner boxes / 20000 pcs in one carton
 Carton Dimensions - 210*345*360mm
 Weight - 12.7Kg



Pallet Dimensions 1100*1100*1280mm
 24 Cartons per Pallet
 6 Cartons per layer
 4 Layers



Taoglas makes no warranties based on the accuracy or completeness of the contents of this document and reserves the right to make changes to specifications and product descriptions at any time without notice. Taoglas reserves all rights to this document and the information contained herein.

Reproduction, use or disclosure to third parties without express permission is strictly prohibited.

Copyright © Taoglas Ltd.

Данный компонент на территории Российской Федерации

Вы можете приобрести в компании MosChip.

Для оперативного оформления запроса Вам необходимо перейти по данной ссылке:

<http://moschip.ru/get-element>

Вы можете разместить у нас заказ для любого Вашего проекта, будь то серийное производство или разработка единичного прибора.

В нашем ассортименте представлены ведущие мировые производители активных и пассивных электронных компонентов.

Нашей специализацией является поставка электронной компонентной базы двойного назначения, продукции таких производителей как XILINX, Intel (ex.ALTERA), Vicor, Microchip, Texas Instruments, Analog Devices, Mini-Circuits, Amphenol, Glenair.

Сотрудничество с глобальными дистрибьюторами электронных компонентов, предоставляет возможность заказывать и получать с международных складов практически любой перечень компонентов в оптимальные для Вас сроки.

На всех этапах разработки и производства наши партнеры могут получить квалифицированную поддержку опытных инженеров.

Система менеджмента качества компании отвечает требованиям в соответствии с ГОСТ Р ИСО 9001, ГОСТ РВ 0015-002 и ЭС РД 009

Офис по работе с юридическими лицами:

105318, г.Москва, ул.Щербаковская д.3, офис 1107, 1118, ДЦ «Щербаковский»

Телефон: +7 495 668-12-70 (многоканальный)

Факс: +7 495 668-12-70 (доб.304)

E-mail: info@moschip.ru

Skype отдела продаж:

moschip.ru

moschip.ru_4

moschip.ru_6

moschip.ru_9