



Introducing
Raychem Spin Lock
Variable Angle Backshell



Raychem Spin Lock Variable Angle Backshell



KEY FEATURES

Variable angle backshell enables straight, 45° and 90° cable terminations with the same part

High performance, low resistance shield termination provided by the proven Tinel-Lock ring system or bandstrap

Sealed termination achieved via a standard heat-shrinkable molded shape and adhesive system

Available in a variety of material and plating options

Saddle clamp strain relief or heat-shrinkable molded shape provides strain relief and sealing

APPLICATION TOOLING

RH-3960-1 TINEL-KIT-120V or AD-5000-TINEL-ASSY (240v)

Torque Wrench

Heat Gun (if using heat-shrinkable molded part version)

DESCRIPTION

The Raychem spin lock variable angle backshell enables straight, 45° and 90° cable terminations with the same part. The connector backshell swivelling body rotates around the axis of the cable bundle and locks in position, minimizing stress on the wire bundle and providing more robust strain relief than other termination systems.

APPLICATIONS

Military and Commercial Aerospace	Military Ground Systems
Military Marine	Commercial Ships and Off-Shore Marine

ELECTRICAL / MECHANICAL

Title	Requirement	Passing Criteria
Examination of product	MPS-103 3.3.1	Meet drawing dimension
DC Resistance	MPS-103 3.3.2	DC Resistance < 2.5mΩ
Salt Spray	MPS-103 3.3.3	Exposure of basis metal: Non-critical area <0.1" Critical area <.025"
Vibration (Category 3B)	MPS-103 3.3.4	Must pass visual and DC Resistance criteria
Shock (Category 3B)	MPS-103 3.3.5	Must pass visual and DC Resistance criteria
Cable Pullout	MPS-103 3.3.6	Cable Slippage <0.125"
Braid Retention	MPS-103 3.3.7	DC Resistance < 2.5 mΩ
Coupling Thread Strength	MPS-103 3.3.8	No visible damage to threads, coupling nut or anti-rotational teeth
DC Resistance	MPS-103 3.3.2	DC Resistance < 2.5mΩ
External Bending Moment	MPS-103 3.3.9	No visible damage to adapter body, threads, coupling nut or anti-rotational teeth
Post Test Examination	MPS-103 3.3.10	Meet drawing dimensions

*MPS-103 Requirements meet or exceed SAE-AMS-85049

MATERIALS

Aluminum with Electroless Nickel or Cadmium over Electroless Nickel or Zinc Nickel plating

STANDARDS & SPECS

Application Specification: Clamp Strain Relief)	MIP-103-1 (Installation Procedure, Saddle MIP-103-2 (Installation Procedure, Molded Part Strain Relief)
Product Specification:	MPS-103
Additional Documents:	SLC40, SLC41, SLC54, SLM40, SLM41, SLM54, CH00-0250-019

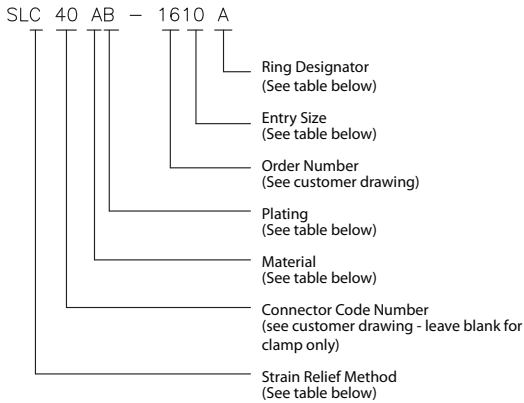
Raychem Spin Lock Variable Angle Backshell

PART NUMBERING SYSTEM

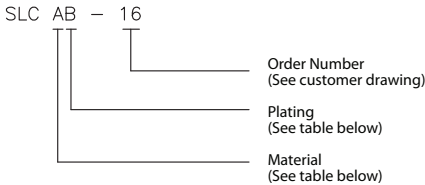


Straight

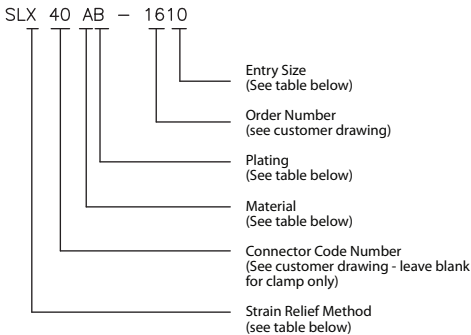
Saddle Clamp Version



Clamp Only

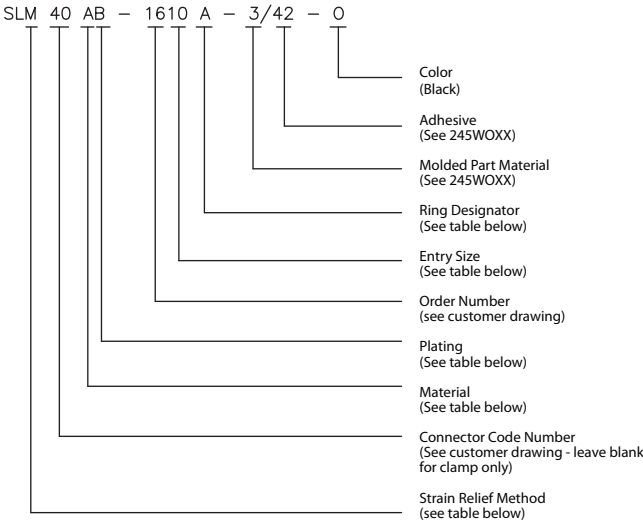


Body Only



90°

Molded Boot Version



45°

Additional Images:



Notes:

Strain Relief Method:	M = Molded Part
	C = Clamp Strain Relief
	X = Body Only
Material:	A = Aluminum Alloy
	S = Stainless Steel (contact TE)
Plating:	B = Cadmium olive drab to SAE-AMS-PQ-P-146
	C = Electroless Nickel to SAE-AMS-26074 Class 3 or 4, Grade A
	Z = Zinc Nickel, Black to ASTM BB41 Grade 1, Type D
	J = Passivated per SAE-AMS-QQ-P-35 or MIL-S-5002 (contact TE)
Ring Designator:	A = AI
	B = BI
	C = C1
	D = Band Strap (contact TE)
	Leave Blank for no band or Tinel-Lock Ring

FOR MORE INFORMATION
TE Technical Support Center

Internet: www.te.com/ADM
USA: +1 -800-522-6752
China: +86 400-820-6015
Germany: +49 6151-607-1999
United Kingdom: +44 - 0800- 267666

te.com/ADM

©2012 Tyco Electronics Corporation, a TE Connectivity Ltd.
Company. All Rights Reserved.

4-1773463-6 2.5M 2/2012

RAYCHEM, TINEL-LOCK, TE Connectivity and
TE connectivity (logo) are trademarks of the
TE Connectivity Ltd. family of companies.
Other logos, product and/or company names might be
trademarks of their respective owners.

While TE has made every reasonable effort to ensure the accuracy of the information herein, nothing herein constitutes any guarantee that such information is error-free or any other representation, warranty or guarantee that the information is accurate, correct, reliable or current. The TE entity issuing this publication reserves the right to make any adjustments to the information contained herein at any time without notice. All implied warranties of merchantability or fitness for a particular purpose are expressly disclaimed. The dimensions herein are for reference purposes only and are subject to change without notice. Specifications are subject to change without notice. Consult TE for the latest dimensions and design specifications.



Данный компонент на территории Российской Федерации

Вы можете приобрести в компании MosChip.

Для оперативного оформления запроса Вам необходимо перейти по данной ссылке:

<http://moschip.ru/get-element>

Вы можете разместить у нас заказ для любого Вашего проекта, будь то серийное производство или разработка единичного прибора.

В нашем ассортименте представлены ведущие мировые производители активных и пассивных электронных компонентов.

Нашей специализацией является поставка электронной компонентной базы двойного назначения, продукции таких производителей как XILINX, Intel (ex.ALTERA), Vicor, Microchip, Texas Instruments, Analog Devices, Mini-Circuits, Amphenol, Glenair.

Сотрудничество с глобальными дистрибьюторами электронных компонентов, предоставляет возможность заказывать и получать с международных складов практически любой перечень компонентов в оптимальные для Вас сроки.

На всех этапах разработки и производства наши партнеры могут получить квалифицированную поддержку опытных инженеров.

Система менеджмента качества компании отвечает требованиям в соответствии с ГОСТ Р ИСО 9001, ГОСТ РВ 0015-002 и ЭС РД 009

Офис по работе с юридическими лицами:

105318, г.Москва, ул.Щербаковская д.3, офис 1107, 1118, ДЦ «Щербаковский»

Телефон: +7 495 668-12-70 (многоканальный)

Факс: +7 495 668-12-70 (доб.304)

E-mail: info@moschip.ru

Skype отдела продаж:

moschip.ru

moschip.ru_4

moschip.ru_6

moschip.ru_9