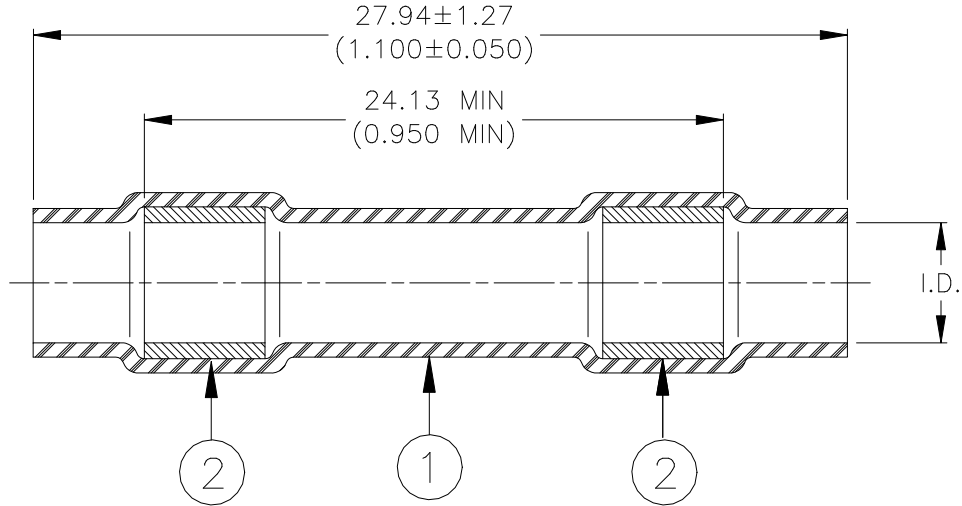
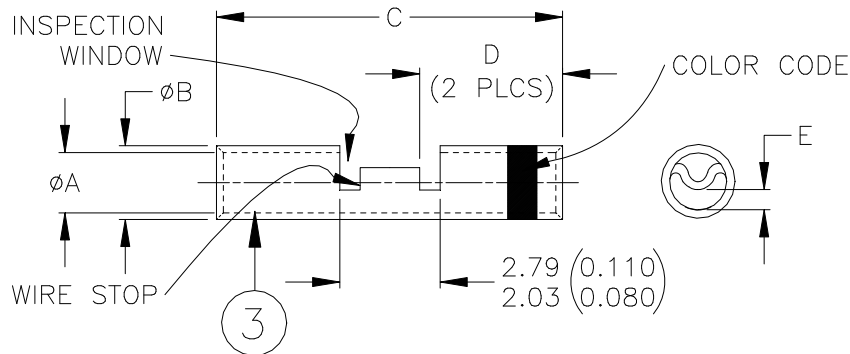


CUSTOMER DRAWING



SEALING SLEEVE



METAL CRIMP SPLICE

Product Rev		I.D.* a (min) b (max)	Product Dimensions				
Product Name			A	B	C	D	E max
D-436-36	A	<u>2.16 (0.085)</u>	<u>1.27 (0.050)</u>	<u>2.03 (0.080)</u>	<u>12.95 (0.510)</u>	<u>6.22 (0.245)</u>	0.38 (0.015)
		0.64 (0.025)	1.14 (0.045)	1.91 (0.075)	12.45 (0.490)	5.72 (0.225)	
D-436-37	A	<u>2.79 (0.110)</u>	<u>1.75 (0.069)</u>	<u>2.69 (0.106)</u>	<u>14.86 (0.585)</u>	<u>7.11 (0.280)</u>	0.51 (0.020)
		0.64 (0.025)	1.63 (0.064)	2.57 (0.101)	14.35 (0.565)	6.60 (0.260)	
D-436-38	A	<u>4.32 (0.170)</u>	<u>2.59 (0.102)</u>	<u>3.89 (0.153)</u>	<u>14.86 (0.585)</u>	<u>7.11 (0.280)</u>	1.27 (0.050)
		0.64 (0.025)	2.46 (0.097)	3.73 (0.147)	14.35 (0.565)	6.60 (0.260)	

* I.D.: a) As received; b) After unrestricted recovery thru meltable insert.

© 2013 TYCO ELECTRONICS CORPORATION, ALL RIGHTS RESERVED.

TE TE Connectivity		Raychem Devices	TITLE: IN-LINE SPLICE SEALING SYSTEM, 1 TO 1 SAE AS81824/1		
UNLESS OTHERWISE SPECIFIED DIMENSIONS ARE IN MILLIMETERS. INCHES DIMENSIONS ARE BETWEEN BRACKETS.			DOCUMENT NO.: D-436-36/-37/-38		
TOLERANCES: 0.00 N/A 0.0 N/A 0 N/A	ANGLES: N/A ROUGHNESS IN MICRON	TE Connectivity reserves the right to amend this drawing at any time. Users should evaluate the suitability of the product for their application.	DATE: 02-21-2013	REVISION: C	
DRAWN BY: T.NGUYEN	ECO NUMBER: ECO-13-003156		SCALE: N/A	SIZE: A	SHEET: 1 of 2

If this document is printed it becomes uncontrolled. Check for the latest revision.

CUSTOMER DRAWING

MATERIALS

1. INSULATION SLEEVE: Heat-shrinkable, transparent blue, radiation cross-linked modified polyvinylidene fluoride.
2. SEALING RINGS: Immersion resistant thermoplastic. Color: one clear, one color coded (see table below).
3. CRIMP SPLICER:
 - Base Metal: Copper alloy 101 or 102 per ASTM B-75.
 - Plating: Tin, per ASTM B545
 - Color code: See table below.

Product Name	MIL Spec Equivalent	Wire Range (AWG)	Color Code	Wgt. - Lbs/Mpc max
D-436-36	M81824/-1-1	26 - 20	RED	1.02
D-436-37	M81824/-1-2	20 - 16	BLUE	1.61
D-436-38	M81824/-1-3	16 - 12	YELLOW	2.720


APPLICATION

1. These parts are designed to provide immersion resistant in-line splices of 1 to 1 wires falling within size range listed above, and having insulations rated for 135°C.
2. Parts will meet all requirements of SAE AS81824/1 when installed as outlined below. Assembly is not required for acceptance testing inspection.
3. Acceptance sampling shall be in accordance with Paragraph 4.6.1 of SAE AS81824.
4. Packing and packaging shall be in accordance with Sections 5, Level C, of SAE AS81824.
5. This document takes precedence over documents reference herein.

ASSEMBLY PROCEDURE:

1. Slide sealing sleeve onto one of the wires to be spliced.
2. Strip wires 5/16" to 11/32".
3. Insert one wire into barrel of crimp splicer and crimp using a Raychem AD-1377 crimp tool. Repeat for other wire.
4. Center sealing sleeve over the splice.
5. Apply heat, using an approved heat source, first to one of the inserts and then the other. Heat should be applied until insert melts and flows axially along the wire.

© 2013 TYCO ELECTRONICS CORPORATION, ALL RIGHTS RESERVED.

 TE Connectivity		Raychem Devices	TITLE: IN-LINE SPLICE SEALING SYSTEM, 1 TO 1 SAE AS81824/1		
UNLESS OTHERWISE SPECIFIED DIMENSIONS ARE IN MILLIMETERS. INCHES DIMENSIONS ARE BETWEEN BRACKETS.			DOCUMENT NO.: D-436-36/-37/-38		
TOLERANCES: 0.00 N/A 0.0 N/A 0 N/A	ANGLES: N/A ROUGHNESS IN MICRON	TE Connectivity reserves the right to amend this drawing at any time. Users should evaluate the suitability of the product for their application.	DATE: 02-21-2013	REVISION: C	
DRAWN BY: T.NGUYEN	ECO NUMBER: ECO-13-003156		SCALE: N/A	SIZE: A	SHEET: 2 of 2

If this document is printed it becomes uncontrolled. Check for the latest revision.

Данный компонент на территории Российской Федерации

Вы можете приобрести в компании MosChip.

Для оперативного оформления запроса Вам необходимо перейти по данной ссылке:

<http://moschip.ru/get-element>

Вы можете разместить у нас заказ для любого Вашего проекта, будь то серийное производство или разработка единичного прибора.

В нашем ассортименте представлены ведущие мировые производители активных и пассивных электронных компонентов.

Нашей специализацией является поставка электронной компонентной базы двойного назначения, продукции таких производителей как XILINX, Intel (ex.ALTERA), Vicor, Microchip, Texas Instruments, Analog Devices, Mini-Circuits, Amphenol, Glenair.

Сотрудничество с глобальными дистрибьюторами электронных компонентов, предоставляет возможность заказывать и получать с международных складов практически любой перечень компонентов в оптимальные для Вас сроки.

На всех этапах разработки и производства наши партнеры могут получить квалифицированную поддержку опытных инженеров.

Система менеджмента качества компании отвечает требованиям в соответствии с ГОСТ Р ИСО 9001, ГОСТ РВ 0015-002 и ЭС РД 009

Офис по работе с юридическими лицами:

105318, г.Москва, ул.Щербаковская д.3, офис 1107, 1118, ДЦ «Щербаковский»

Телефон: +7 495 668-12-70 (многоканальный)

Факс: +7 495 668-12-70 (доб.304)

E-mail: info@moschip.ru

Skype отдела продаж:

moschip.ru

moschip.ru_4

moschip.ru_6

moschip.ru_9