

Miniature Fuse, 5 x 20 mm, Time-Lag T, L, 250 VAC



IEC 60127-2 · 250VAC · Time-Lag T

See below:

[Approvals and Compliances](#)

Description

- IEC Standard Fuse
- L = Low Breaking Capacity (Glass Tube)

Applications

- Primary Protection in Equipment

References


Pigtail Type [FST 5x20 Pigtail](#)
 Assembled Fuseholder
 Fuse Kit [Fuse Kit FST 5x20](#); [Fuse Kit FST 5x20 / SP 5x20](#)

Weblinks

[pdf data sheet](#), [html datasheet](#), [General Product Information](#), [Packaging details](#), [Distributor-Stock-Check](#), [Detailed request for product](#)

[Application Note Primary Protection in Equipment](#) with further information on increased [Pulse Strength](#) and their test conditions according to international standards see [Impulse Withstand Voltage](#)

Technical Data

Rated Voltage	250VAC
Rated current	0.05 - 20A
Breaking Capacity	35A - 200A
Characteristic	Time-Lag T
Admissible Ambient Air Temp.	-55°C to 125°C
Climatic Category	55/125/21 acc. to IEC 60068-1
Material: Tube	Glass
Material: Endcaps	Nickel-Plated Copper Alloy
Unit Weight	1 g
Storage Conditions	0°C to 60°C, max. 70% r.h.
Product Marking	 , Rated current, Rated Voltage, Characteristic, Breaking Capacity, Certification marks

Approvals and Compliances







Detailed information on product approvals, code requirements, usage instructions and detailed test conditions can be looked up in [Details about Approvals](#)

SCHURTER products are designed for use in industrial environments. They have approvals from independent testing bodies according to national and international standards. Products with specific characteristics and requirements such as required in the automotive sector according to IATF 16949, medical technology according to ISO 13485 or in the aerospace industry can be offered exclusively with customer-specific, individual agreements by SCHURTER.

Approvals



The approval mark is used by the testing authorities to certify compliance with the safety requirements placed on electronic products.

Approval Reference Type: FST 5x20

Approval Logo	Certificates	Certification Body	Description
	VDE Approvals	VDE	VDE Certificate Number: 40016093
	VDE Approvals	VDE	VDE Certificate Number: 40016601
	UL Approvals	UL	UL File Number: E41599
	CCC Approvals	CCC	CCC Certificate Number: 2003010207046363
	CQC Approvals	CQC	CQC Certificate Number: CQC13012092334
	METI Approvals	METI	Japan Electrical Safety and Environment technology Laboratories


Product standards

Product standards that are referenced

Organization	Design	Standard	Description
	Designed according to	UL 248-14	Low voltage fuses - Part 14: Additional fuses
	Designed according to	CSA22.2 No. 248.14	Low-Voltage Fuses - Part 14: Supplemental Fuses





Application standards

Application standards where the product can be used

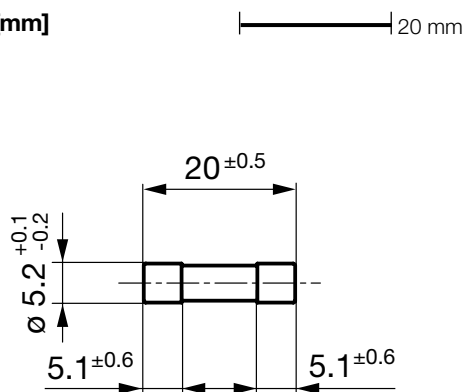
Organization	Design	Standard	Description
	Designed for applications acc.	IEC/UL 62368-1	IEC 62368-1 includes the basic requirements for safety of audio, video, information technology and office equipment.

Compliances

The product complies with following Guide Lines

Identification	Details	Initiator	Description
	CE declaration of conformity	SCHURTER AG	The CE marking declares that the product complies with the applicable requirements laid down in the harmonisation of Community legislation on its affixing in accordance with EU Regulation 765/2008.
	RoHS	SCHURTER AG	Directive RoHS 2011/65/EU, Amendment (EU) 2015/863
	China RoHS	SCHURTER AG	The law SJ / T 11363-2006 (China RoHS) has been in force since 1 March 2007. It is similar to the EU directive RoHS.
	REACH	SCHURTER AG	On 1 June 2007, Regulation (EC) No 1907/2006 on the Registration, Evaluation, Authorization and Restriction of Chemicals 1 (abbreviated as "REACH") entered into force.

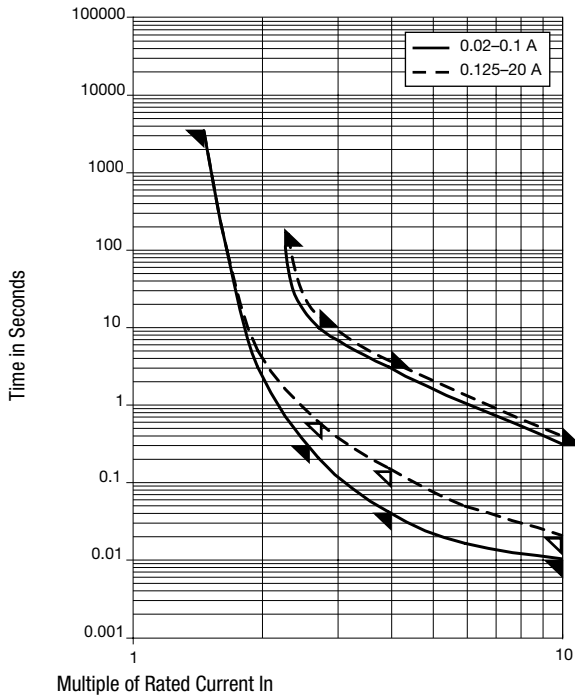
Dimension [mm]



Pre-Arcing Time







Rated Current I_n	1.5 x I_n min.	2.1 x I_n max.	2.75 x I_n min.	2.75 x I_n max.	4.0 x I_n min.	4.0 x I_n max.	10.0 x I_n min.	10.0 x I_n max.
0.05 A - 0.1 A	60 min	120 s	200 ms	10 s	40 ms	3 s	10 ms	300 ms
0.125 A - 6.3 A	60 min	120 s	600 ms	10 s	150 ms	3 s	20 ms	300 ms
8 A - 20 A	30 min	120 s	600 ms	10 s	150 ms	3 s	20 ms	300 ms

Time-Current-Curves



All Variants

Rated Current [A]	Rated Voltage [VAC]	Breaking Capacity	Voltage Drop 1.0 I_n max. [mV]	Voltage Drop 1.0 I_n typ. [mV]	Power Dissipation 1.5 I_n max. [mW]	Power Dissipation 1.5 I_n typ. [mW]	Melting I^2t 10.0 I_n typ. [A ² s]						Order Number
0.05	250	1)	3500	950	1600	125	0.0363	●	●	●	●	●	0034.3104
0.063	250	1)	3000	1300	1600	200	0.0401	●	●	●	●	●	0034.3105
0.08	250	1)	3000	1100	1600	300	0.057	●	●	●	●	●	0034.3106
0.1	250	1)	2500	565	1600	155	0.107	●	●	●	●	●	0034.3107
0.125	250	1)	2000	400	1600	200	0.064	●	●	●	●	●	0034.3108
0.16	250	1)	1900	415	1600	185	0.23	●	●	●	●	●	0034.3109
0.2	250	1)	1500	270	1600	200	0.256	●	●	●	●	●	0034.3110
0.25	250	1)	1300	210	1600	200	0.238	●	●	●	●	●	0034.3111
0.315	250	1)	1100	170	1600	200	0.544	●	●	●	●	●	0034.3112
0.4	250	1)	1000	150	1600	200	0.768	●	●	●	●	●	0034.3113
0.5	250	1)	900	160	1600	200	3	●	●	●	●	●	0034.3114
0.63	250	1)	300	160	1600	300	4.35	●	●	●	●	●	0034.3115
0.8	250	1)	250	120	1600	300	3.85	●	●	●	●	●	0034.3116
1	250	1)	150	60	1600	200	3.3	●	●	●	●	●	0034.3117
1.25	250	1)	150	60	1600	300	5.5	●	●	●	●	●	0034.3118
1.6	250	1)	150	60	1600	300	10.5	●	●	●	●	●	0034.3119
2	250	1)	150	60	1600	300	16	●	●	●	●	●	0034.3120
2.5	250	1)	120	60	1600	400	21.9	●	●	●	●	●	0034.3121
3.15	250	1)	100	60	1600	500	47	●	●	●	●	●	0034.3122
4	250	2)	100	60	1600	800	68.3	●	●	●	●	●	0034.3123
5	250	2)	100	60	1600	900	102	●	●	●	●	●	0034.3124

Rated Current [A]	Rated Voltage [VAC]	Breaking Capacity	Voltage Drop 1.0 I _n max. [mV]	Voltage Drop 1.0 I _n typ. [mV]	Power Dissipation 1.5 I _n max. [mW]	Power Dissipation 1.5 I _n typ. [mW]	Melting I ² t 10.0 I _n typ. [A ² s]	     	Order Number
6.3	250	2)	100	60	1600	1000	190	● ● ● ●	0034.3125
8	250	2)	100	60	4000	1300	275	● ● ● ●	0034.3126
10	250	2)	100	60	4000	1300	520	● ● ● ●	0034.3127
12.5	250	2)	-	60	-	2500	750	● ● ● ●	0034.3128
16	250	2)	-	60	-	3300	1638	● ● ● ●	0034.3129
20	250	2)	-	60	-	4200	3057	● ● ● ●	0034.3130

Most Popular.

Availability for all products can be searched real-time: <https://www.schurter.com/en/Stock-Check/Stock-Check-SCHURTER>

- 1) 35 A @ 250 VAC
- 2) 10 x I_n @ 250 VAC

Packaging Unit	xxxx.xxxx xxxx.xxxx.G	Small Box Pack (10 pcs.) Bulk 128 x 91 x 60 mm (1000 pcs.)
-----------------------	--------------------------	---

Данный компонент на территории Российской Федерации

Вы можете приобрести в компании MosChip.

Для оперативного оформления запроса Вам необходимо перейти по данной ссылке:

<http://moschip.ru/get-element>

Вы можете разместить у нас заказ для любого Вашего проекта, будь то серийное производство или разработка единичного прибора.

В нашем ассортименте представлены ведущие мировые производители активных и пассивных электронных компонентов.

Нашей специализацией является поставка электронной компонентной базы двойного назначения, продукции таких производителей как XILINX, Intel (ex.ALTERA), Vicor, Microchip, Texas Instruments, Analog Devices, Mini-Circuits, Amphenol, Glenair.

Сотрудничество с глобальными дистрибьюторами электронных компонентов, предоставляет возможность заказывать и получать с международных складов практически любой перечень компонентов в оптимальные для Вас сроки.

На всех этапах разработки и производства наши партнеры могут получить квалифицированную поддержку опытных инженеров.

Система менеджмента качества компании отвечает требованиям в соответствии с ГОСТ Р ИСО 9001, ГОСТ РВ 0015-002 и ЭС РД 009

Офис по работе с юридическими лицами:

105318, г.Москва, ул.Щербаковская д.3, офис 1107, 1118, ДЦ «Щербаковский»

Телефон: +7 495 668-12-70 (многоканальный)

Факс: +7 495 668-12-70 (доб.304)

E-mail: info@moschip.ru

Skype отдела продаж:

moschip.ru

moschip.ru_4

moschip.ru_6

moschip.ru_9