




# Flyback Transformers

For Akros AS1135 PoE Controller



- Flyback transformers for IEEE802.3at PoE applications
- Input voltage GA3568: 36 – 57 V; HA3809: 10 – 57 V
- 1500 Vrms, one minute isolation from primary and bias to secondary and sync windings.

**Core material** Ferrite

**Terminations** RoHS tin-silver (96.5/3.5) over tin over nickel over phos bronze. Other terminations available at additional cost.

**Weight** 11.4 – 11.8 g

**Ambient temperature** –40°C to +125°C

**Storage temperature** Component: –40°C to +125°C.

Tape and reel packaging: –40°C to +80°C

**Resistance to soldering heat** Max three 40 second reflows at +260°C, parts cooled to room temperature between cycles

**Moisture Sensitivity Level (MSL)** 1 (unlimited floor life at <30°C / 85% relative humidity)

**Failures in Time (FIT) / Mean Time Between Failures (MTBF)**

38 per billion hours / 26,315,789 hours, calculated per Telcordia SR-332

**Packaging** 175 per 13" reel Plastic tape: 44 mm wide, 0.4 mm thick, 32 mm pocket spacing, 11.9 mm pocket depth

**PCB washing** Tested with pure water or alcohol only. For other solvents, see Doc787\_PCB\_Washing.pdf.

Part number <sup>1</sup>	Inductance at 0A <sup>2</sup> ±10% (µH)	Inductance at I <sub>pk</sub> <sup>3</sup> min (µH)	DCR max (Ohms) <sup>4</sup>				Leakage inductance <sup>5</sup> max (µH)	Turns ratios <sup>6</sup>			I <sub>pk</sub> <sup>3</sup> (A)	Output <sup>7</sup>
			pri	sec	bias	sync		pri:sec	pri:bias	pri:sync		
GA3568-DL_	60	54	0.132	0.0055	0.220	0.200	1.20	1:0.167	1:0.29	1:0.29	2.6	3.3 V, 9.1 A
HA3809-AL_	30	25	0.042	0.010	0.165	0.165	0.680	1:0.176	1:0.29	1:0.29	3.9	3.3 V, 9.1 A

1. When ordering, please specify **termination** and **packaging** codes:

**HA3809-ALD**

**Termination:** L = RoHS tin-silver (96.5/3.5) over tin over nickel over phos bronze.

**Special order:** T = RoHS tin-silver-copper (95.5/4/0.5) or

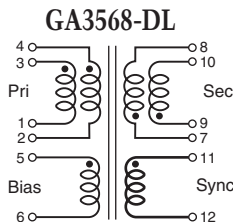
**S** = non-RoHS tin-lead (63/37).

**Packaging:** D = 13" machine-ready reel. EIA-481 embossed plastic tape (175 parts per full reel).

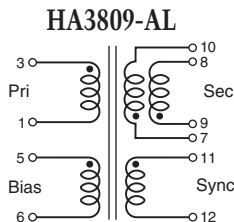
**B** = Less than full reel. In tape, but not machine ready. To have a leader and trailer added (\$25 charge), use code letter D instead.

- Inductance is for the primary, measured at 300 kHz, 0.7 Vrms. For the GA3568-DL inductance is per winding.
- Peak primary current drawn at minimum input voltage.
- DCR for the secondary is with the windings connected in parallel. For GA3568-DL DCR for the primary is with both windings connected in parallel.
- Leakage inductance is for the primary windings with the secondary windings shorted.
- Turns ratios are for the primary (windings connected in parallel for the GA3568-DL) and with the secondary windings connected in parallel.
- Output of the secondary is with the windings connected in parallel. Bias winding output is 5 V, 20 mA.
- Electrical specifications at 25°C.

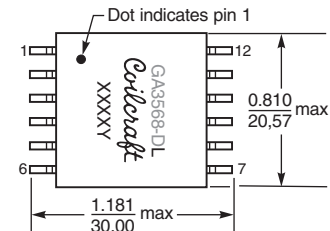
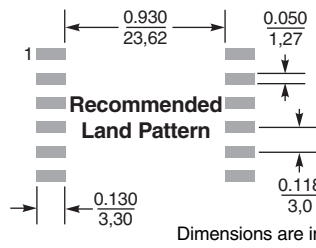
Refer to Doc 362 "Soldering Surface Mount Components" before soldering.



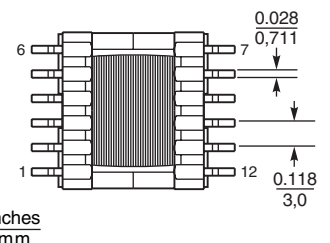
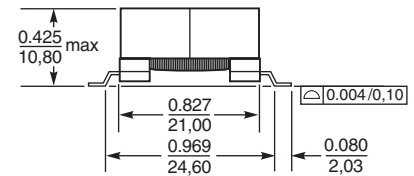
Primary windings and secondary windings each to be connected in parallel on PC board.



Secondary windings to be connected in parallel on PC board.



Parts manufactured prior to December 2011 may be marked differently.



www.coilcraft.com

**US** +1-847-639-6400 sales@coilcraft.com  
**UK** +44-1236-730595 sales@coilcraft-europe.com  
**Taiwan** +886-2-2264 3646 sales@coilcraft.com.tw  
**China** +86-21-6218 8074 sales@coilcraft.com.cn  
**Singapore** +65-6484 8412 sales@coilcraft.com.sg

Document 853 Revised 05/18/10

© Coilcraft Inc. 2013

This product may not be used in medical or high risk applications without prior Coilcraft approval. Specification subject to change without notice. Please check web site for latest information.

## Данный компонент на территории Российской Федерации

### Вы можете приобрести в компании MosChip.

Для оперативного оформления запроса Вам необходимо перейти по данной ссылке:

<http://moschip.ru/get-element>

Вы можете разместить у нас заказ для любого Вашего проекта, будь то серийное производство или разработка единичного прибора.

В нашем ассортименте представлены ведущие мировые производители активных и пассивных электронных компонентов.

Нашей специализацией является поставка электронной компонентной базы двойного назначения, продукции таких производителей как XILINX, Intel (ex.ALTERA), Vicor, Microchip, Texas Instruments, Analog Devices, Mini-Circuits, Amphenol, Glenair.

Сотрудничество с глобальными дистрибьюторами электронных компонентов, предоставляет возможность заказывать и получать с международных складов практически любой перечень компонентов в оптимальные для Вас сроки.

На всех этапах разработки и производства наши партнеры могут получить квалифицированную поддержку опытных инженеров.

Система менеджмента качества компании отвечает требованиям в соответствии с ГОСТ Р ИСО 9001, ГОСТ РВ 0015-002 и ЭС РД 009

### Офис по работе с юридическими лицами:

105318, г.Москва, ул.Щербаковская д.3, офис 1107, 1118, ДЦ «Щербаковский»

Телефон: +7 495 668-12-70 (многоканальный)

Факс: +7 495 668-12-70 (доб.304)

E-mail: [info@moschip.ru](mailto:info@moschip.ru)

Skype отдела продаж:

moschip.ru

moschip.ru\_4

moschip.ru\_6

moschip.ru\_9