

VEP Series



GREEN XP POWER

Specification

Input

Input Voltage	<ul style="list-style-type: none"> 8 & 15W: 80-264 VAC 24 W: 80-264 VAC, derate output power 25% <90 VAC
Input Frequency	<ul style="list-style-type: none"> 47-63 Hz
Input Current	<ul style="list-style-type: none"> 8 W: 0.3 A max at 90 VAC 15 W: 0.5 A max at 90 VAC 24 W: 0.6 A max at 90 VAC
Inrush Current	<ul style="list-style-type: none"> 70 A max at 230 VAC, cold start at 25 °C
Power Factor	<ul style="list-style-type: none"> EN61000-3-2, class A
No Load Input Power	<ul style="list-style-type: none"> <0.3 W

Output

Output Voltage	<ul style="list-style-type: none"> See tables
Initial Set Accuracy	<ul style="list-style-type: none"> ±5% at 50% load
Minimum Load	<ul style="list-style-type: none"> No minimum load required
Start Up Delay	<ul style="list-style-type: none"> 2 s typical
Start Up Rise Time	<ul style="list-style-type: none"> 8 & 15 W: 100 ms typical, 24 W: 50 ms typical
Hold Up Time	<ul style="list-style-type: none"> 5 ms typical at full load and 115 VAC
Line Regulation	<ul style="list-style-type: none"> ±0.5% max
Load Regulation	<ul style="list-style-type: none"> ±5% max
Transient Response	<ul style="list-style-type: none"> 4% max. deviation, recovery to <1% within 500 μs for a 50% step load change at 0.2 A/μs
Ripple & Noise	<ul style="list-style-type: none"> See tables
Overvoltage Protection	<ul style="list-style-type: none"> See tables
Overload Protection	<ul style="list-style-type: none"> 120-280%
Short Circuit Protection	<ul style="list-style-type: none"> Trip and restart (hiccup mode)
Temperature Coefficient	<ul style="list-style-type: none"> 0.2 %/°C

- Efficiency Efficiency Level V (24 W Level IV)
- CEC2008 & EISA 2007 Compliant
- IT & Medical Approvals
- Interchangeable Input Connectors
- Output Voltages from 5 V to 24 V Available
- Class II Construction
- White Case Version Available

General

Efficiency	<ul style="list-style-type: none"> See tables
Energy Efficiency	<ul style="list-style-type: none"> Level V Level IV (24 W versions)
Isolation	<ul style="list-style-type: none"> 3000 VAC Input to Output
Switching Frequency	<ul style="list-style-type: none"> 8 & 15 W: 132 kHz typical, 24 W: 65 kHz typical
MTBF	<ul style="list-style-type: none"> 8 - 24 W: 250 kHrs, 36 W: 200 kHrs to MIL-HDBK-217F at 25°C, GB

Environmental

Operating Temperature	<ul style="list-style-type: none"> 0 °C to +40 °C
Cooling	<ul style="list-style-type: none"> Natural convection
Operating Humidity	<ul style="list-style-type: none"> 5-95% RH, non-condensing
Storage Temperature	<ul style="list-style-type: none"> -25 °C to +70 °C
Shock	<ul style="list-style-type: none"> Able to survive 1 m drop onto concrete on each of 6 axes
Vibration	<ul style="list-style-type: none"> 10-300 Hz, 1 g 15 mins/sweep. 30 mins for each of 3 axes

EMC & Safety

Emissions	<ul style="list-style-type: none"> EN55022, class B conducted & radiated
Harmonic Currents	<ul style="list-style-type: none"> EN61000-3-2, class A
Voltage Flicker	<ul style="list-style-type: none"> EN61000-3-3
ESD Immunity	<ul style="list-style-type: none"> EN61000-4-2, ±4 kV contact, ±8 kV air, Perf Criteria A
Radiated Immunity	<ul style="list-style-type: none"> EN61000-4-3, 3 V/m, Perf Criteria A
EFT/Burst	<ul style="list-style-type: none"> EN61000-4-4, level 2, Perf Criteria A
Surge	<ul style="list-style-type: none"> EN61000-4-5, installation class 3, Perf Criteria A
Conducted Immunity	<ul style="list-style-type: none"> EN61000-4-6, 3 V, Perf Criteria A
Magnetic Field	<ul style="list-style-type: none"> EN61000-4-8, 1 A/m, Perf Criteria A
Dips & Interruptions	<ul style="list-style-type: none"> EN61000-4-11, 30% 10 ms, 60% 100 ms, 100% 5000 ms, Perf Criteria A, B, B
Safety Approvals	<ul style="list-style-type: none"> 8 & 15W: IEC60601-1:2005, Corr1 & 2, EN60601-1:2005, UL60601-1, cUL60601-1, IEC60950-1:2005, A1+ A2, EN60950-1:2006/A12, UL60950-1:2007. cUL60950-1. 24W: IEC60601-1:2005, Corr1 & 2, EN60601-1:2005, UL60601-1, CSA C22.2.601.1S1-M90, IEC60950-1:2005, A1, EN60950-1:2006/A12, UL60950-1:2007. CSA C22.2 No. 60950-1-03.

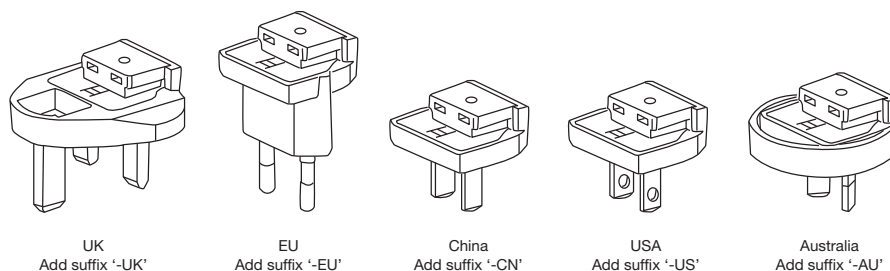
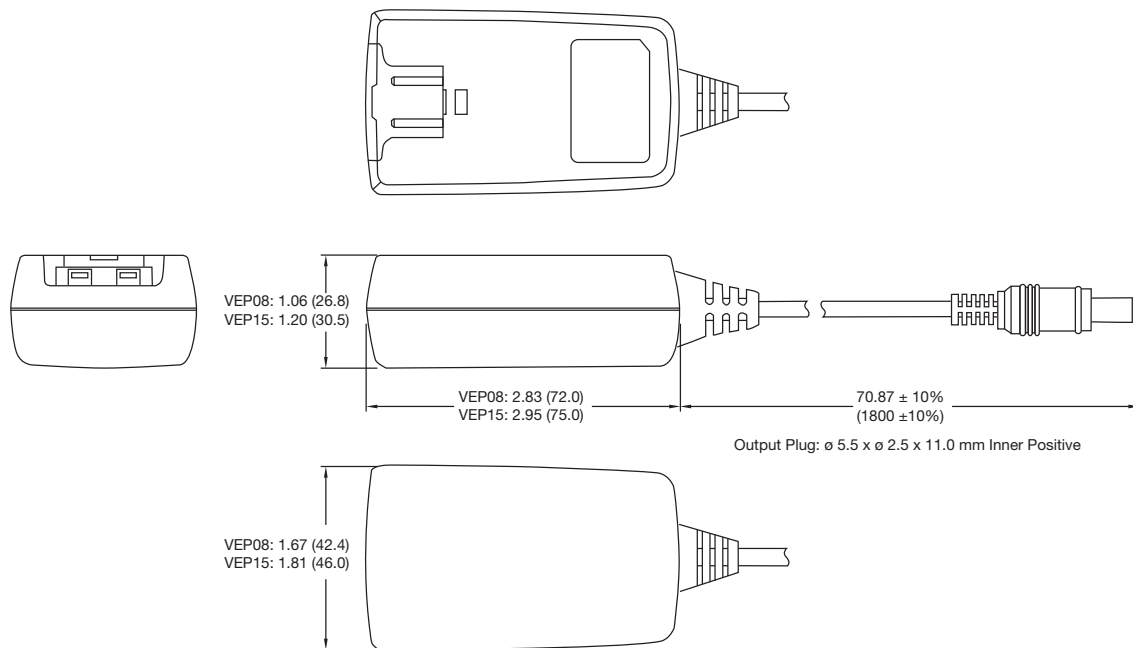
Models and Ratings

Output Power	Output Voltage ⁽²⁾	Output Current	Ripple & Noise ⁽¹⁾	Overvoltage Trip ⁽⁶⁾	Efficiency ⁽⁴⁾	Model Number ^(3,5)
8.0 W	5.0V	1.60 A	150 mV	10.0V	73%	VEP08US05
8.0 W	9.0V	0.88 A	200 mV	18.0V	77%	VEP08US09
8.0 W	12.0V	0.66 A	200 mV	20.0V	77%	VEP08US12
8.0 W	15.0V	0.53 A	200 mV	25.0V	78%	VEP08US15
10.0 W	5.0V	2.00 A	50 mV	9.0V	75%	VEP15US05
12.6 W	9.0V	1.40 A	100 mV	15.0V	80%	VEP15US09
15.0 W	12.0V	1.25 A	100 mV	20.0V	82%	VEP15US12
15.0 W	15.0V	0.90 A	150 mV	25.0V	82%	VEP15US15
15.0 W	24.0V	0.63 A	200 mV	35.0V	83%	VEP15US24

Notes

1. Measured at end of DC output lead using 20 MHz bandwidth and 0.1 μF ceramic capacitor in parallel with 10 μF electrolytic capacitor placed at connector terminals.
2. VEP08 models: Other voltages between 3.0 V and 18.0 V are available on request, consult sales for details.
VEP15 models: Other voltages between 3.0 V and 24.0 V are available on request, consult sales for details.
3. A suffix denoting the type of mains plug required must be added to the part number. See below.
4. Efficiency given is the average of efficiencies measured with output loads of 25%, 50%, 75% and 100%.
5. For white case version add suffix -W. MOQ applies, contact sales for details.
6. VEP08 models: Typical trip point, VEP15 models: Maximum trip point.

Mechanical Details



Notes

1. All dimensions in inches (mm). Tolerance is ±0.04 (±1) maximum, except output cable length.
2. Weight: VEP08 - 0.18 lbs (80 g) approx., VEP15 - 0.26 lbs (120 g) approx.
3. Case material is PC Class 94 V-0
4. Output Lead: UL2468 18-24 AWG
5. Mains plugs can be ordered separately. Part numbers are: VEP PLUG UK, VEP PLUG EU, VEP PLUG CN[^], VEP PLUG US or VEP PLUG AU[^]

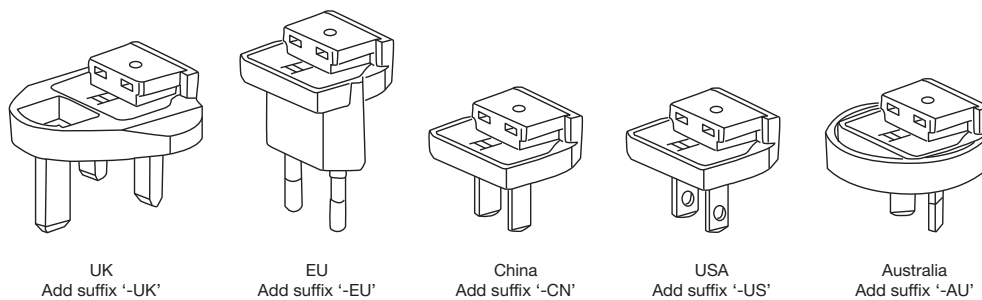
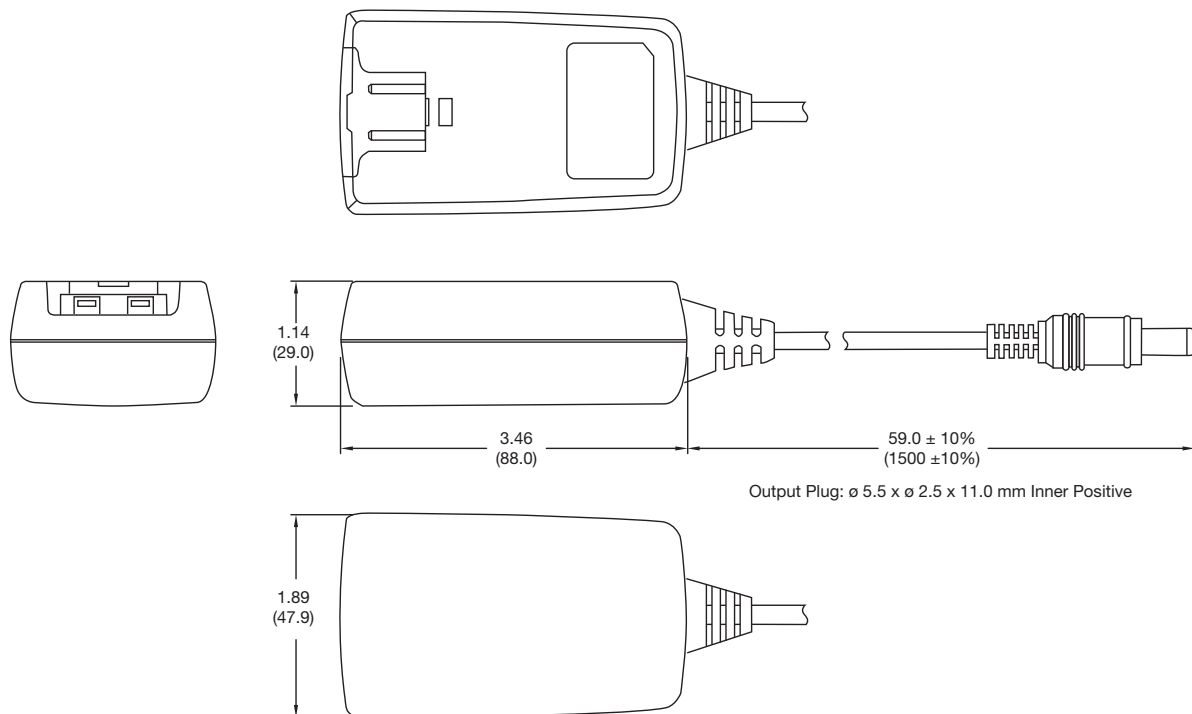
Models and Ratings

Output Power	Output Voltage ⁽³⁾	Output Current	Ripple & Noise ⁽¹⁾	Overvoltage Trip ⁽⁶⁾	Efficiency ⁽⁴⁾	Model Number ^(2,5)
12.5 W	5.0V	2.5 A	100 mV	10.0 V	73%	VEP24US05
19.8 W	9.0V	2.2 A	100 mV	18.0 V	79%	VEP24US09
24.0 W	12.0V	2.0 A	100 mV	20.0 V	80%	VEP24US12
24.0 W	15.0V	1.6 A	100 mV	25.0 V	80%	VEP24US15
24.0 W	24.0V	1.0 A	100 mV	35.0 V	82%	VEP24US24

Notes

1. Measured at end of DC output lead using 20 MHz bandwidth and 0.1 μ F ceramic capacitor in parallel with 10 μ F electrolytic capacitor placed at connector terminals.
2. A suffix denoting the type of mains plug required must be added to the part number. See below.
3. Other voltages between 3.0 V and 24.0 V are available on request, consult sales for details.
4. Efficiency given is the average of efficiencies measured with output loads of 25%, 50%, 75% and 100%.
5. For white case version add suffix -W. MOQ applies, contact sales for details.
6. Typical trip point.

Mechanical Details



Notes

1. All dimensions in inches (mm). Tolerance is \pm 0.04 (\pm 1) maximum, except output cable length
2. Weight: 0.35 lbs (160 g) Approx
3. Case material is PC Class 94 V-0
4. Output Lead: UL2468 18-24 AWG
5. Mains plugs can be ordered separately. Part numbers are: VEP PLUG UK, VEP PLUG EU, VEP PLUG CN, VEP PLUG US or VEP PLUG AU

Данный компонент на территории Российской Федерации

Вы можете приобрести в компании MosChip.

Для оперативного оформления запроса Вам необходимо перейти по данной ссылке:

<http://moschip.ru/get-element>

Вы можете разместить у нас заказ для любого Вашего проекта, будь то серийное производство или разработка единичного прибора.

В нашем ассортименте представлены ведущие мировые производители активных и пассивных электронных компонентов.

Нашей специализацией является поставка электронной компонентной базы двойного назначения, продукции таких производителей как XILINX, Intel (ex.ALTERA), Vicor, Microchip, Texas Instruments, Analog Devices, Mini-Circuits, Amphenol, Glenair.

Сотрудничество с глобальными дистрибьюторами электронных компонентов, предоставляет возможность заказывать и получать с международных складов практически любой перечень компонентов в оптимальные для Вас сроки.

На всех этапах разработки и производства наши партнеры могут получить квалифицированную поддержку опытных инженеров.

Система менеджмента качества компании отвечает требованиям в соответствии с ГОСТ Р ИСО 9001, ГОСТ РВ 0015-002 и ЭС РД 009

Офис по работе с юридическими лицами:

105318, г.Москва, ул.Щербаковская д.3, офис 1107, 1118, ДЦ «Щербаковский»

Телефон: +7 495 668-12-70 (многоканальный)

Факс: +7 495 668-12-70 (доб.304)

E-mail: info@moschip.ru

Skype отдела продаж:

moschip.ru

moschip.ru_4

moschip.ru_6

moschip.ru_9