

VEP Series



GREEN XP POWER

Specification

Input

| | |
|---------------------|--|
| Input Voltage | <ul style="list-style-type: none"> 8 & 15W: 80-264 VAC 24 W: 80-264 VAC, derate output power 25% <90 VAC |
| Input Frequency | <ul style="list-style-type: none"> 47-63 Hz |
| Input Current | <ul style="list-style-type: none"> 8 W: 0.3 A max at 90 VAC 15 W: 0.5 A max at 90 VAC 24 W: 0.6 A max at 90 VAC |
| Inrush Current | <ul style="list-style-type: none"> 70 A max at 230 VAC, cold start at 25 °C |
| Power Factor | <ul style="list-style-type: none"> EN61000-3-2, class A |
| No Load Input Power | <ul style="list-style-type: none"> <0.3 W |

Output

| | |
|--------------------------|--|
| Output Voltage | <ul style="list-style-type: none"> See tables |
| Initial Set Accuracy | <ul style="list-style-type: none"> ±5% at 50% load |
| Minimum Load | <ul style="list-style-type: none"> No minimum load required |
| Start Up Delay | <ul style="list-style-type: none"> 2 s typical |
| Start Up Rise Time | <ul style="list-style-type: none"> 8 & 15 W: 100 ms typical, 24 W: 50 ms typical |
| Hold Up Time | <ul style="list-style-type: none"> 5 ms typical at full load and 115 VAC |
| Line Regulation | <ul style="list-style-type: none"> ±0.5% max |
| Load Regulation | <ul style="list-style-type: none"> ±5% max |
| Transient Response | <ul style="list-style-type: none"> 4% max. deviation, recovery to <1% within 500 μs for a 50% step load change at 0.2 A/μs |
| Ripple & Noise | <ul style="list-style-type: none"> See tables |
| Overvoltage Protection | <ul style="list-style-type: none"> See tables |
| Overload Protection | <ul style="list-style-type: none"> 120-280% |
| Short Circuit Protection | <ul style="list-style-type: none"> Trip and restart (hiccup mode) |
| Temperature Coefficient | <ul style="list-style-type: none"> 0.2 %/°C |

- Efficiency Efficiency Level V (24 W Level IV)
- CEC2008 & EISA 2007 Compliant
- IT & Medical Approvals
- Interchangeable Input Connectors
- Output Voltages from 5 V to 24 V Available
- Class II Construction
- White Case Version Available

General

| | |
|---------------------|---|
| Efficiency | <ul style="list-style-type: none"> See tables |
| Energy Efficiency | <ul style="list-style-type: none"> Level V Level IV (24 W versions) |
| Isolation | <ul style="list-style-type: none"> 3000 VAC Input to Output |
| Switching Frequency | <ul style="list-style-type: none"> 8 & 15 W: 132 kHz typical, 24 W: 65 kHz typical |
| MTBF | <ul style="list-style-type: none"> 8 - 24 W: 250 kHrs, 36 W: 200 kHrs to MIL-HDBK-217F at 25°C, GB |

Environmental

| | |
|-----------------------|--|
| Operating Temperature | <ul style="list-style-type: none"> 0 °C to +40 °C |
| Cooling | <ul style="list-style-type: none"> Natural convection |
| Operating Humidity | <ul style="list-style-type: none"> 5-95% RH, non-condensing |
| Storage Temperature | <ul style="list-style-type: none"> -25 °C to +70 °C |
| Shock | <ul style="list-style-type: none"> Able to survive 1 m drop onto concrete on each of 6 axes |
| Vibration | <ul style="list-style-type: none"> 10-300 Hz, 1 g 15 mins/sweep. 30 mins for each of 3 axes |

EMC & Safety

| | |
|----------------------|---|
| Emissions | <ul style="list-style-type: none"> EN55022, class B conducted & radiated |
| Harmonic Currents | <ul style="list-style-type: none"> EN61000-3-2, class A |
| Voltage Flicker | <ul style="list-style-type: none"> EN61000-3-3 |
| ESD Immunity | <ul style="list-style-type: none"> EN61000-4-2, ±4 kV contact, ±8 kV air, Perf Criteria A |
| Radiated Immunity | <ul style="list-style-type: none"> EN61000-4-3, 3 V/m, Perf Criteria A |
| EFT/Burst | <ul style="list-style-type: none"> EN61000-4-4, level 2, Perf Criteria A |
| Surge | <ul style="list-style-type: none"> EN61000-4-5, installation class 3, Perf Criteria A |
| Conducted Immunity | <ul style="list-style-type: none"> EN61000-4-6, 3 V, Perf Criteria A |
| Magnetic Field | <ul style="list-style-type: none"> EN61000-4-8, 1 A/m, Perf Criteria A |
| Dips & Interruptions | <ul style="list-style-type: none"> EN61000-4-11, 30% 10 ms, 60% 100 ms, 100% 5000 ms, Perf Criteria A, B, B |
| Safety Approvals | <ul style="list-style-type: none"> 8 & 15W: IEC60601-1:2005, Corr1 & 2, EN60601-1:2005, UL60601-1, cUL60601-1, IEC60950-1:2005, A1+ A2, EN60950-1:2006/A12, UL60950-1:2007. cUL60950-1. 24W: IEC60601-1:2005, Corr1 & 2, EN60601-1:2005, UL60601-1, CSA C22.2.601.1S1-M90, IEC60950-1:2005, A1, EN60950-1:2006/A12, UL60950-1:2007. CSA C22.2 No. 60950-1-03. |

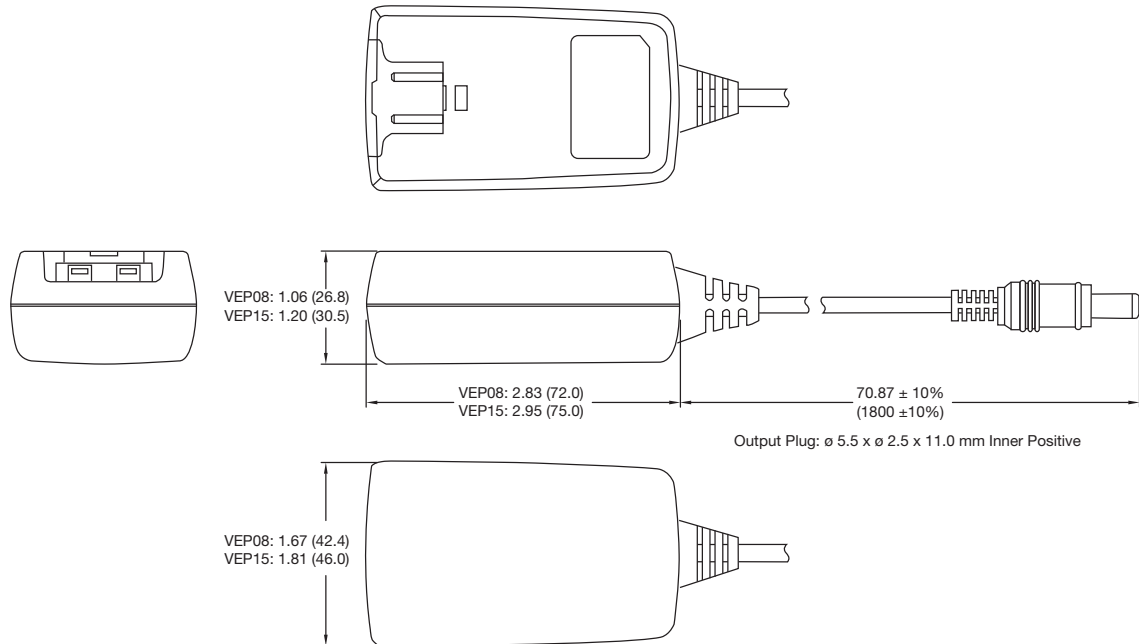
Models and Ratings

| Output Power | Output Voltage ⁽²⁾ | Output Current | Ripple & Noise ⁽¹⁾ | Overvoltage Trip ⁽⁶⁾ | Efficiency ⁽⁴⁾ | Model Number ^(3,5) |
|--------------|-------------------------------|----------------|-------------------------------|---------------------------------|---------------------------|-------------------------------|
| 8.0 W | 5.0V | 1.60 A | 150 mV | 10.0V | 73% | VEP08US05 |
| 8.0 W | 9.0V | 0.88 A | 200 mV | 18.0V | 77% | VEP08US09 |
| 8.0 W | 12.0V | 0.66 A | 200 mV | 20.0V | 77% | VEP08US12 |
| 8.0 W | 15.0V | 0.53 A | 200 mV | 25.0V | 78% | VEP08US15 |
| 10.0 W | 5.0V | 2.00 A | 50 mV | 9.0V | 75% | VEP15US05 |
| 12.6 W | 9.0V | 1.40 A | 100 mV | 15.0V | 80% | VEP15US09 |
| 15.0 W | 12.0V | 1.25 A | 100 mV | 20.0V | 82% | VEP15US12 |
| 15.0 W | 15.0V | 0.90 A | 150 mV | 25.0V | 82% | VEP15US15 |
| 15.0 W | 24.0V | 0.63 A | 200 mV | 35.0V | 83% | VEP15US24 |

Notes

1. Measured at end of DC output lead using 20 MHz bandwidth and 0.1 μ F ceramic capacitor in parallel with 10 μ F electrolytic capacitor placed at connector terminals.
2. VEP08 models: Other voltages between 3.0 V and 18.0 V are available on request, consult sales for details.
VEP15 models: Other voltages between 3.0 V and 24.0 V are available on request, consult sales for details.
3. A suffix denoting the type of mains plug required must be added to the part number. See below.
4. Efficiency given is the average of efficiencies measured with output loads of 25%, 50%, 75% and 100%.
5. For white case version add suffix -W. MOQ applies, contact sales for details.
6. VEP08 models: Typical trip point, VEP15 models: Maximum trip point.

Mechanical Details



Notes

1. All dimensions in inches (mm). Tolerance is ± 0.04 (± 1) maximum, except output cable length.
2. Weight: VEP08 - 0.18 lbs (80 g) approx., VEP15 - 0.26 lbs (120 g) approx.
3. Case material is PC Class 94 V-0
4. Output Lead: UL2468 18-24 AWG
5. Mains plugs can be ordered separately. Part numbers are: VEP PLUG UK, VEP PLUG EU, VEP PLUG CN[^], VEP PLUG US or VEP PLUG AU[^]

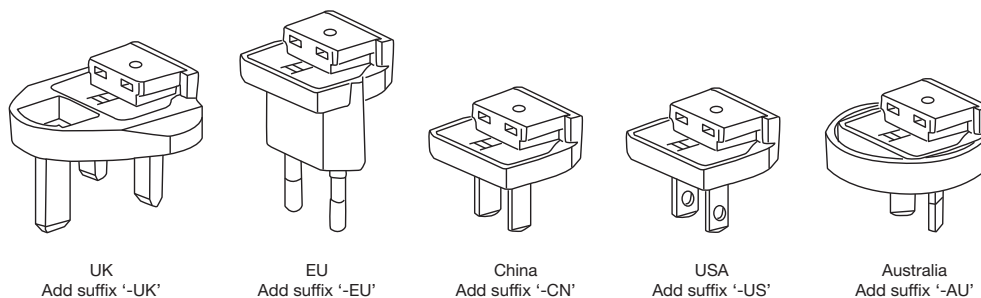
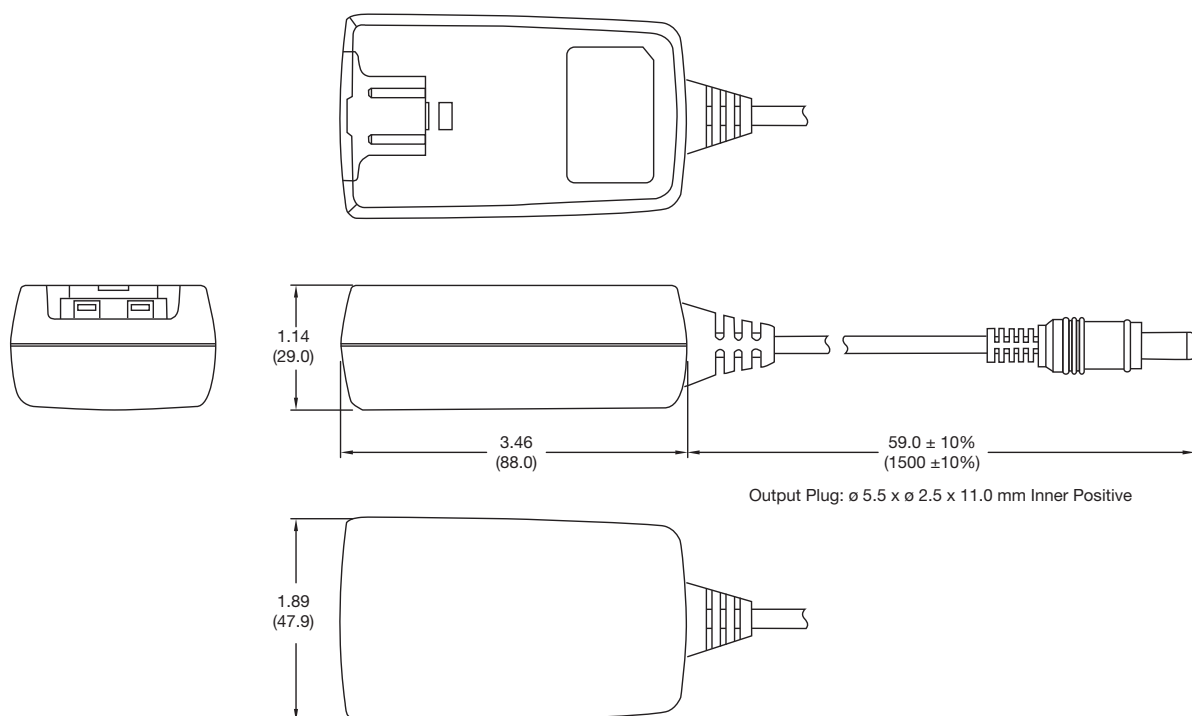
Models and Ratings

| Output Power | Output Voltage ⁽³⁾ | Output Current | Ripple & Noise ⁽¹⁾ | Overvoltage Trip ⁽⁶⁾ | Efficiency ⁽⁴⁾ | Model Number ^(2,5) |
|--------------|-------------------------------|----------------|-------------------------------|---------------------------------|---------------------------|-------------------------------|
| 12.5 W | 5.0V | 2.5 A | 100 mV | 10.0 V | 73% | VEP24US05 |
| 19.8 W | 9.0V | 2.2 A | 100 mV | 18.0 V | 79% | VEP24US09 |
| 24.0 W | 12.0V | 2.0 A | 100 mV | 20.0 V | 80% | VEP24US12 |
| 24.0 W | 15.0V | 1.6 A | 100 mV | 25.0 V | 80% | VEP24US15 |
| 24.0 W | 24.0V | 1.0 A | 100 mV | 35.0 V | 82% | VEP24US24 |

Notes

1. Measured at end of DC output lead using 20 MHz bandwidth and 0.1 μ F ceramic capacitor in parallel with 10 μ F electrolytic capacitor placed at connector terminals.
2. A suffix denoting the type of mains plug required must be added to the part number. See below.
3. Other voltages between 3.0 V and 24.0 V are available on request, consult sales for details.
4. Efficiency given is the average of efficiencies measured with output loads of 25%, 50%, 75% and 100%.
5. For white case version add suffix -W. MOQ applies, contact sales for details.
6. Typical trip point.

Mechanical Details



Notes

1. All dimensions in inches (mm). Tolerance is ± 0.04 (± 1) maximum, except output cable length
2. Weight: 0.35 lbs (160 g) Approx
3. Case material is PC Class 94 V-0
4. Output Lead: UL2468 18-24 AWG
5. Mains plugs can be ordered separately. Part numbers are: VEP PLUG UK, VEP PLUG EU, VEP PLUG CN, VEP PLUG US or VEP PLUG AU

Данный компонент на территории Российской Федерации

Вы можете приобрести в компании MosChip.

Для оперативного оформления запроса Вам необходимо перейти по данной ссылке:

<http://moschip.ru/get-element>

Вы можете разместить у нас заказ для любого Вашего проекта, будь то серийное производство или разработка единичного прибора.

В нашем ассортименте представлены ведущие мировые производители активных и пассивных электронных компонентов.

Нашей специализацией является поставка электронной компонентной базы двойного назначения, продукции таких производителей как XILINX, Intel (ex.ALTERA), Vicor, Microchip, Texas Instruments, Analog Devices, Mini-Circuits, Amphenol, Glenair.

Сотрудничество с глобальными дистрибьюторами электронных компонентов, предоставляет возможность заказывать и получать с международных складов практически любой перечень компонентов в оптимальные для Вас сроки.

На всех этапах разработки и производства наши партнеры могут получить квалифицированную поддержку опытных инженеров.

Система менеджмента качества компании отвечает требованиям в соответствии с ГОСТ Р ИСО 9001, ГОСТ РВ 0015-002 и ЭС РД 009

Офис по работе с юридическими лицами:

105318, г.Москва, ул.Щербаковская д.3, офис 1107, 1118, ДЦ «Щербаковский»

Телефон: +7 495 668-12-70 (многоканальный)

Факс: +7 495 668-12-70 (доб.304)

E-mail: info@moschip.ru

Skype отдела продаж:

moschip.ru

moschip.ru_4

moschip.ru_6

moschip.ru_9