

# ZB5AW36

blue flush illuminated pushbutton head Ø22  
spring return for BA9s bulb



## Main

|                                 |                                 |
|---------------------------------|---------------------------------|
| Range of product                | Harmony XB5                     |
| Product or component type       | Head for illuminated pushbutton |
| Device short name               | ZB5                             |
| Product compatibility           | BA 9s                           |
| Bezel material                  | Plastic                         |
| Mounting diameter               | 22 mm                           |
| Sale per indivisible quantity   | 1                               |
| Shape of signaling unit head    | Round                           |
| Type of operator                | Spring return                   |
| Operator profile                | Blue flush unmarked             |
| Operator additional information | With plain lens                 |

## Complementary

|                                    |  |
|------------------------------------|--|
| CAD overall width                  | 29 mm  |
| CAD overall height                 | 29 mm  |
| CAD overall depth                  | 32 mm  |
| Product weight                     | 0.018 kg   |
| Resistance to high pressure washer | 7000000 Pa at 55 °C, distance: 0.1 m   |
| Mechanical durability              | 5000000 cycles   |
| Station name                       | XALK 2...5 cut-outs<br>XALD 1...5 cut-outs   |
| Electrical composition code        | MF2 for <= 2 contacts using single blocks in front mounting with BA 9s<br>M9 for <= 2 contacts using single blocks in front mounting with BA 9s and transformer<br>M8 for <= 6 contacts using single and double blocks in front mounting with BA 9s<br>M7 for <= 6 contacts using single blocks in front mounting with BA 9s |

## Environment

|  |   |
|--|---|
| Protective treatment                       | TC  |
| Ambient air temperature for storage        | -40...70 °C   |
| Ambient air temperature for operation      | -25...70 °C   |
| Class of protection against electric shock | Class II conforming to IEC 60536  |
| IP degree of protection                    | IP66 conforming to IEC 60529  |
| NEMA degree of protection                  | NEMA 4X<br>NEMA 13  |
| IK degree of protection                    | IK05 conforming to EN 50102   |
| Standards                                  | EN/IEC 60947-1<br>EN/IEC 60947-5-1<br>EN/IEC 60947-5-4<br>JIS C 4520<br>UL 508<br>GB 14048.5<br>CSA C22.2 No 14 |
| Product certifications                     | BV<br>CSA<br>DNV<br>GL<br>LROS (Lloyds register of shipping)<br>RINA<br>UL listed                               |

---

|                      |  |
|----------------------|--|
| Vibration resistance | 5 gn (f = 2...500 Hz) conforming to IEC 60068-2-6  |
| Shock resistance     | 50 gn for 11 ms half sine wave acceleration conforming to IEC 60068-2-27<br>30 gn for 18 ms half sine wave acceleration conforming to IEC 60068-2-27 |

---

### Contractual warranty

---

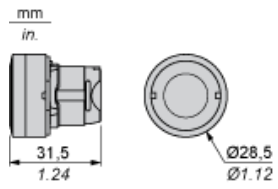
|        |           |
|--------|-----------|
| Period | 18 months |
|--------|-----------|

---

---

Dimensions

---



Panel Cut-out for Pushbuttons, Switches and Pilot Lights (Finished Holes, Ready for Installation)

Connection by Screw Clamp Terminals or Plug-in Connectors or on Printed Circuit Board



- (1) Diameter on finished panel or support
- (2) For selector switches and Emergency stop buttons, use of an anti-rotation plate type ZB5AZ902 is recommended.
- (3)  $\varnothing 22.5$  mm recommended ( $\varnothing 22.3 \text{ }_0^{+0.4}$ ) /  $\varnothing 0.89$  in. recommended ( $\varnothing 0.88 \text{ in. }_0^{+0.016}$ )

| Connections                                   | a in mm | a in in. | b in mm | b in in. |
|---|---------|----------|---------|----------|
| By screw clamp terminals or plug-in connector | 40      | 1.57     | 30      | 1.18     |
| By Faston connectors                          | 45      | 1.77     | 32      | 1.26     |
| On printed circuit board                      | 30      | 1.18     | 30      | 1.18     |

Detail of Lug Recess



- (1) Diameter on finished panel or support
- (2) For selector switches and Emergency stop buttons, use of an anti-rotation plate type ZB5AZ902 is recommended.
- (3)  $\varnothing 22.5$  mm recommended ( $\varnothing 22.3 \text{ }_0^{+0.4}$ ) /  $\varnothing 0.89$  in. recommended ( $\varnothing 0.88 \text{ in. }_0^{+0.016}$ )

Pushbuttons, Switches and Pilot Lights for Printed Circuit Board Connection

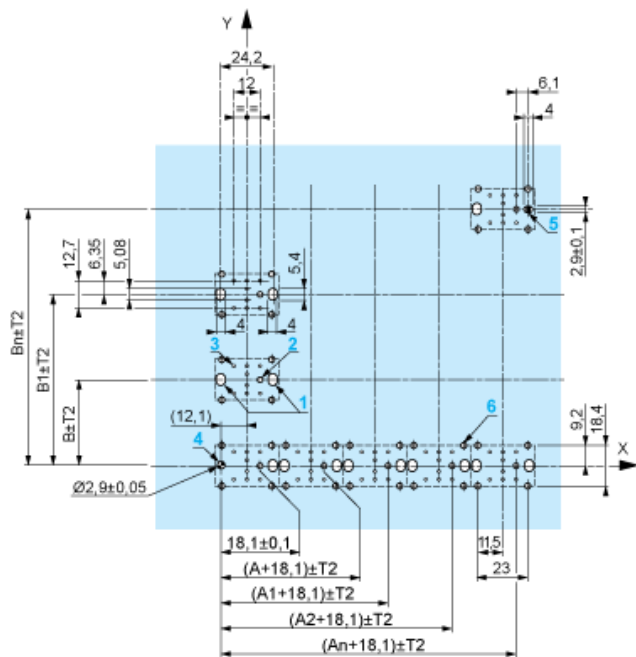
### Panel Cut-outs (Viewed from Installer's Side)



- A: 30 mm min. / 1.18 in. min.
- B: 40 mm min. / 1.57 in. min.

### Printed Circuit Board Cut-outs (Viewed from Electrical Block Side)

Dimensions in mm



- A: 30 mm min.
- B: 40 mm min.



Dimensions An + 18.1 relate to the  $\varnothing 2.4 \text{ mm} \pm 0.05 / 0.09 \text{ in.} \pm 0.002$  holes for centring adapter ZBZ01•.

---

Electrical Composition Corresponding to Codes M1 and M7

---



---

Electrical Composition Corresponding to Codes M2 and M8

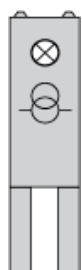
---



---

Electrical Composition Corresponding to Code M9

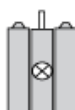
---



---

Electrical Composition Corresponding to Codes M5, M10, MF1, MR1 and MF2

---



---

Legend

---

Single contact





Double contact



Light block



Possible location



## Данный компонент на территории Российской Федерации

### Вы можете приобрести в компании MosChip.

Для оперативного оформления запроса Вам необходимо перейти по данной ссылке:

<http://moschip.ru/get-element>

Вы можете разместить у нас заказ для любого Вашего проекта, будь то серийное производство или разработка единичного прибора.

В нашем ассортименте представлены ведущие мировые производители активных и пассивных электронных компонентов.

Нашей специализацией является поставка электронной компонентной базы двойного назначения, продукции таких производителей как XILINX, Intel (ex.ALTERA), Vicor, Microchip, Texas Instruments, Analog Devices, Mini-Circuits, Amphenol, Glenair.

Сотрудничество с глобальными дистрибьюторами электронных компонентов, предоставляет возможность заказывать и получать с международных складов практически любой перечень компонентов в оптимальные для Вас сроки.

На всех этапах разработки и производства наши партнеры могут получить квалифицированную поддержку опытных инженеров.

Система менеджмента качества компании отвечает требованиям в соответствии с ГОСТ Р ИСО 9001, ГОСТ РВ 0015-002 и ЭС РД 009

### Офис по работе с юридическими лицами:

105318, г.Москва, ул.Щербаковская д.3, офис 1107, 1118, ДЦ «Щербаковский»

Телефон: +7 495 668-12-70 (многоканальный)

Факс: +7 495 668-12-70 (доб.304)

E-mail: [info@moschip.ru](mailto:info@moschip.ru)

Skype отдела продаж:

moschip.ru

moschip.ru\_4

moschip.ru\_6

moschip.ru\_9