


DC-SE Series – General purpose DC LVDT



- Single-Ended DC operation
- Low 6mA current consumption
- Stroke ranges from 0.1 to 6 inches
- 0.25% linearity
- Stainless steel housing
- Double magnetic shielding
- EMI/ESD protected
- 1 meter long shielded cable
- Captive core option

DESCRIPTION

The DC-SE Series LVDTs operate on a single-ended DC power supply, and provide either a 0 to +5VDC or +1 to +6VDC output signal (wiring dependent) over their full range of displacement. The extremely linear and low noise output makes the DS-SE Series the perfect choice for interfacing to unipolar inputs of analog-to-digital converters, PLC's, and various data collection systems.

The DC-SE is internally regulated, thus providing immunity to line ripple and allowing operation from unregulated power sources of between 8.5 and 28VDC. The very low typical 6mA current draw is ideal for remote or battery powered applications. The highly stable oscillator provides excellent temperature performance throughout the operating temperature range, while synchronous demodulation insures superb noise rejection.

The built-in EMI/ESD protection and the shielded cable permit operation in noisy industrial environments, with double magnetic shielding providing the utmost protection from stray fields.

Like in most of our LVDTs, the DC-SE windings are vacuum impregnated with a specially formulated, high temperature, flexible resin, and the coil assembly is potted inside its housing with a two-component epoxy. This provides excellent protection against hostile environments such as high humidity, vibration and shock.

Available in a variety of stroke ranges from 0.1 to 6 inches, the DC-EC Series can be configured with a number of standard options including metric threaded core, guided core and small diameter/low mass core.

Captive core option: The DC-EC features an optional captive core design (available for most models) that greatly simplifies installation. The core rod and bearing assembly includes a Bronze bearing on the front end for self-alignment, while a PTFE sleeve allows low-friction travel through the stainless steel boreliner (spool tube). The core rod and the bearing assembly are both field serviceable.

Also see our other LVDTs with built-in signal conditioning: DC-EC (\pm DC voltage), HCD (Hermetically sealed, \pm DC voltage), HC-485 (RS485 digital output), and the HCT-IS (Intrinsically safe, 4-20mA, 2-wire loop).

Measurement Specialties, Inc. (NASDAQ MEAS) offers many other types of sensors and signal conditioners. Data sheets can be downloaded from our web site at: <http://www.meas-spec.com/datasheets.aspx>

MEAS acquired Schaevitz Sensors and the **Schaevitz**® trademark in 2000.

FEATURES

- Unipolar DC operation
- Low power consumption
- Shock and vibration tolerant
- Captive core option (*available on select models*)
- AISI 400 Series stainless steel housing
- CE compliant
- Calibration certificate supplied with each unit

APPLICATIONS

- Factory floor automation
- Position feedback
- Data collection
- Process control
- Metrology
- Portable / battery powered measurements
- General industrial

DC-SE Series – General purpose DC LVDT

PERFORMANCE SPECIFICATIONS

| ELECTRICAL SPECIFICATIONS | | | | | | | |
|--|--|-------------|-------------|------------|------------|-------------|-------------|
| Parameter | DC-SE 100 | DC-SE 250 | DC-SE 500 | DC-SE 1000 | DC-SE 2000 | DC-SE 4000 | DC-SE 6000 |
| Stroke range | 0.10 [2.54] | 0.25 [6.35] | 0.50 [12.7] | 1.0 [25.4] | 2.0 [50.8] | 4.0 [101.6] | 5.0 [152.4] |
| Sensitivity, VDC/inch | 50 | 20 | 10 | 5 | 2.5 | 1.25 | 0.833 |
| Sensitivity, VDC/mm | 1.97 | 0.787 | 0.394 | 0.197 | 0.098 | 0.0492 | 0.0328 |
| Input voltage | +8.5 to +28VDC | | | | | | |
| Line regulation | 1mV/VDC, maximum; 0.2mV/VDC, typical | | | | | | |
| Input current | 10mA maximum; 6mA typical | | | | | | |
| Output voltage | 0 to +5VDC (4 wire), +1 to +6VDC (3 wire) - Increases when the core is displaced towards the cable | | | | | | |
| Output current | 5mA maximum | | | | | | |
| Non-linearity | ±0.25% of FR, maximum | | | | | | |
| Output ripple & noise | 10 mVRMS, maximum | | | | | | |
| Stability | 0.125% of FSO | | | | | | |
| Temp. coefficient of sensitivity | 0.028%/°F [0.05%/C], maximum | | | | | | |
| Frequency response | 200 Hertz @ -3dB | | | | | | |
| ENVIRONMENTAL SPECIFICATIONS & MATERIALS | | | | | | | |
| Temperature range | -13°F to +185°F [-25°C to 85°C] Operating; -65°F to +257°F [-55°C to 125°C] Survival | | | | | | |
| Shock survival | 250 g (11ms half-sine) | | | | | | |
| Vibration tolerance | 10 g up to 2kHz | | | | | | |
| Housing material | AISI 400 Series stainless steel | | | | | | |
| Electrical connection | Cable with 4 conductor, 28AWG, stranded copper, braided shield and polyurethane jacket, 39 inches [1 meter] long | | | | | | |

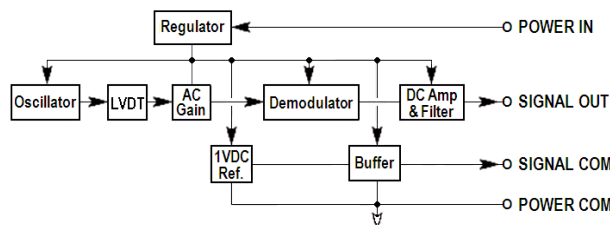
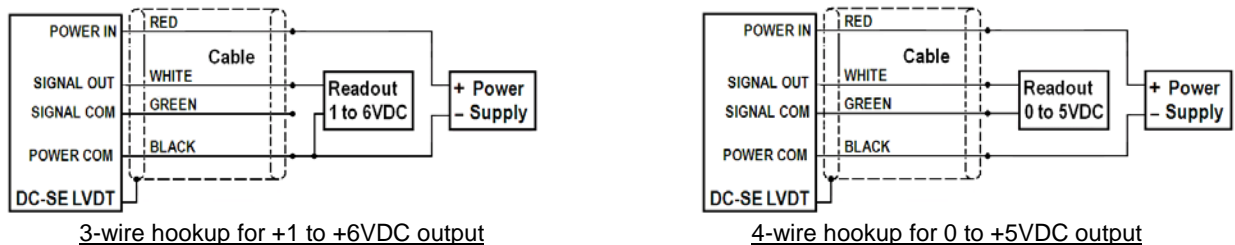
Notes:

All values are nominal unless otherwise noted; Dimensions are in inch [mm] unless otherwise noted

FR: Full Range is the stroke range, end to end; FR=S for 0 to S stroke range

FSO (Full Scale Output): Largest absolute value of the outputs measured at the ends of the range

WIRING SCHEMATIC & BLOCK DIAGRAM

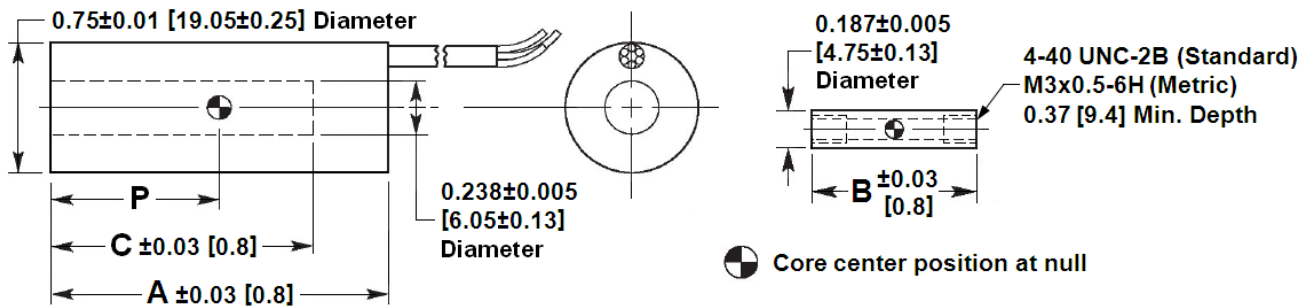


Important: NEVER connect SIG COM and PWR COM together; NEVER connect SIG COM to other DC-SE's

DC-SE Series – General purpose DC LVDT

MECHANICAL SPECIFICATIONS – NON-CAPTIVE CORE (STANDARD)

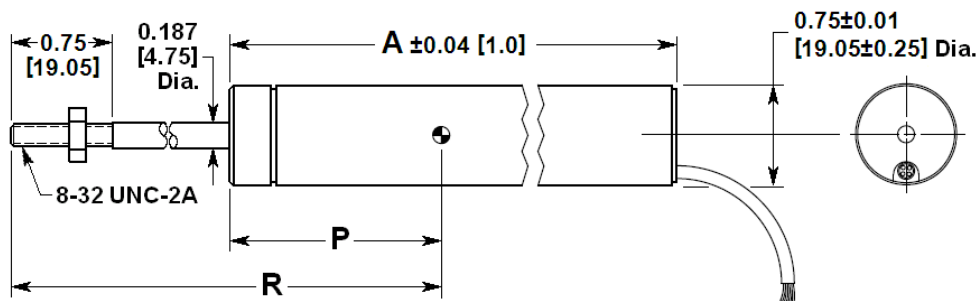
| Parameter | DC-SE 100 | DC-SE 250 | DC-SE 500 | DC-SE 1000 | DC-SE 2000 | DC-SE 4000 | DC-SE 6000 |
|-------------------------------------|-----------------|-----------------|-----------------|-----------------|-----------------|------------------|------------------|
| Main body length "A" | 3.51 [89.2] | 4.36 [110.7] | 5.20 [132.1] | 6.89 [175.0] | 8.87 [225.3] | 12.25 [311.2] | 17.3 [439.4] |
| Core length "B" | 0.585 [14.9] | 1.10 [27.9] | 1.80 [45.7] | 3.00 [76.2] | 3.80 [96.5] | 5.30 [134.6] | 6.20 [157.5] |
| Length of bore "C" | 1.21 [30.7] | 2.06 [52.2] | 2.91 [73.8] | 4.59 [116.7] | 6.57 [166.8] | 9.95 [252.8] | 15.06 [382.5] |
| Center of core position at null "P" | 0.51 [13.0] | 0.93 [23.6] | 1.35 [34.3] | 2.20 [55.9] | 3.19 [81.0] | 4.88 [124.0] | 7.56 [192.0] |
| Body weight oz [gram] | 2.54 [72] | 3.21 [91] | 3.39 [96] | 4.38 [124] | 6.25 [177] | 8.33 [236] | 10.48 [297] |
| Core weight oz [gram] | 0.035 [1] | 0.11 [3] | 0.18 [5] | 0.28 [8] | 0.35 [10] | 0.53 [15] | 0.64 [18] |



Dimensions are in inch [mm]

MECHANICAL SPECIFICATIONS – CAPTIVE CORE OPTION

| Parameter | DC-SE 100 | DC-SE 250 | DC-SE 500 | DC-SE 1000 | DC-SE 2000 | DC-SE 4000 | DC-SE 6000 |
|-------------------------------------|----------------|-----------------|-----------------|-----------------|-----------------|------------------|------------------|
| Main body length "A" | 3.85 [97.8] | 4.70 [119.4] | 5.54 [140.7] | 7.23 [183.6] | 9.21 [233.9] | 12.59 [319.8] | 17.64 [448.1] |
| Core rod position at null "R" | 3.69 [93.7] | 4.28 [108.7] | 4.75 [120.6] | 6.04 [153.4] | 7.90 [200.7] | 10.52 [267.2] | 15.27 [387.9] |
| Center of core position at null "P" | 0.85 [21.6] | 1.27 [32.2] | 1.69 [42.9] | 2.54 [64.5] | 3.53 [89.7] | 5.22 [132.6] | 7.90 [200.7] |
| Weight, oz [gram] | 1.52 [43] | 4.09 [116] | 4.34 [123] | 5.51 [156] | 7.62 [216] | 10.13 [287] | 12.92 [366] |



Dimensions are in inch [mm]

DC-SE Series – General purpose DC LVDT

ORDERING INFORMATION

| Description | Model | Part Number |
|----------------|------------|--------------|
| 0.10 inch LVDT | DC-SE 100 | 02560990-000 |
| 0.25 inch LVDT | DC-SE 250 | 02560991-000 |
| 0.50 inch LVDT | DC-SE 500 | 02560992-000 |
| 1 inch LVDT | DC-SE 1000 | 02560993-000 |

| Description | Model | Part Number |
|-------------|------------|--------------|
| 2 inch LVDT | DC-SE 2000 | 02560994-000 |
| 4 inch LVDT | DC-SE 4000 | 02560995-000 |
| 6 inch LVDT | DC-SE 6000 | 02560996-000 |

| OPTIONS | |
|---|--------------|
| Metric threaded core (M3 x 0.5-6H) | XXXXXXXX-006 |
| Guided core | XXXXXXXX-010 |
| Small-diameter/low-mass core (<i>consult factory for mass & dimensions</i>) | XXXXXXXX-020 |
| Captive core | XXXXXXXX-200 |

Note: Add multiple option dash numbers together to determine proper ordering suffix
 Example: DC-SE 1000, 1 inch stroke, with metric threaded and guided core, P/N 02560993-016

| ACCESSORIES | | |
|--|-----------------|--------------|
| DC power supply (15VDC) | Model PSD 40-15 | 02291339-000 |
| Core connecting rod, 6 inches long, 4-40 threads | | 05282946-006 |
| Core connecting rod, 12 inches long, 4-40 threads | | 05282946-012 |
| Core connecting rod, 24 inches long, 4-40 threads | | 05282946-024 |
| Core connecting rod, 36 inches long, 4-40 threads | | 05282946-036 |
| Core connecting rod, 6 inches long, M3x0.5 metric threads | | 05282977-006 |
| Core connecting rod, 12 inches long, M3x0.5 metric threads | | 05282977-012 |
| Mounting block | | 04560950-000 |

Refer to our “[Accessories for LVDTs](#)” data sheet for our LVDT signal conditioning instrumentation and other accessories.

TECHNICAL CONTACT INFORMATION

| NORTH AMERICA | EUROPE | ASIA |
|---|--|---|
| Measurement Specialties, Inc. 1000 Lucas Way Hampton, VA 23666 United States Phone: +1-800-745-8008 Fax: +1-757-766-4297 Email: sales@meas-spec.com Web: www.meas-spec.com | MEAS Deutschland GmbH Hauert 13 D-44227 Dortmund Germany Phone: +49-(0)231-9740-0 Fax: +49-(0)231-9740-20 Email: info.de@meas-spec.com Web: www.meas-spec.com | Measurement Specialties China Ltd. No. 26, Langshan Road High-tech Park (North) Nanshan District, Shenzhen 518057 China Phone: +86-755-33305088 Fax: +86-755-33305099 Email: info.cn@meas-spec.com Web: www.meas-spec.com |

The information in this sheet has been carefully reviewed and is believed to be accurate; however, no responsibility is assumed for inaccuracies. Furthermore, this information does not convey to the purchaser of such devices any license under the patent rights to the manufacturer. Measurement Specialties, Inc. reserves the right to make changes without further notice to any product herein. Measurement Specialties, Inc. makes no warranty, representation or guarantee regarding the suitability of its product for any particular purpose, nor does Measurement Specialties, Inc. assume any liability arising out of the application or use of any product or circuit and specifically disclaims any and all liability, including without limitation consequential or incidental damages. Typical parameters can and do vary in different applications. All operating parameters must be validated for each customer application by customer's technical experts. Measurement Specialties, Inc. does not convey any license under its patent rights nor the rights of others.

Данный компонент на территории Российской Федерации

Вы можете приобрести в компании MosChip.

Для оперативного оформления запроса Вам необходимо перейти по данной ссылке:

<http://moschip.ru/get-element>

Вы можете разместить у нас заказ для любого Вашего проекта, будь то серийное производство или разработка единичного прибора.

В нашем ассортименте представлены ведущие мировые производители активных и пассивных электронных компонентов.

Нашей специализацией является поставка электронной компонентной базы двойного назначения, продукции таких производителей как XILINX, Intel (ex.ALTERA), Vicor, Microchip, Texas Instruments, Analog Devices, Mini-Circuits, Amphenol, Glenair.

Сотрудничество с глобальными дистрибьюторами электронных компонентов, предоставляет возможность заказывать и получать с международных складов практически любой перечень компонентов в оптимальные для Вас сроки.

На всех этапах разработки и производства наши партнеры могут получить квалифицированную поддержку опытных инженеров.

Система менеджмента качества компании отвечает требованиям в соответствии с ГОСТ Р ИСО 9001, ГОСТ РВ 0015-002 и ЭС РД 009

Офис по работе с юридическими лицами:

105318, г.Москва, ул.Щербаковская д.3, офис 1107, 1118, ДЦ «Щербаковский»

Телефон: +7 495 668-12-70 (многоканальный)

Факс: +7 495 668-12-70 (доб.304)

E-mail: info@moschip.ru

Skype отдела продаж:

moschip.ru

moschip.ru_4

moschip.ru_6

moschip.ru_9