


RoHS
Ready 

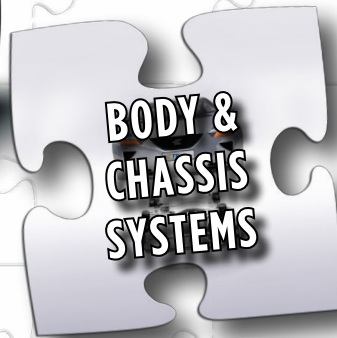

MFINITY

Modular Hard Wired Fuse and Relay Box




AUTOMOTIVE





TE Automotive - a business segment of TE Connectivity - follows the globalization goals of our customers, speeds up the integration of new technologies and enables our customers access to our vast product portfolio and services.



INFOTAINMENT

TE Automotive is focused on providing the best in class Infotainment technology to support high speed data communication in the automotive industry. Data communication based optical, coaxial as well as shielded electrical physical layers are supported by a wide product portfolio of Automotive grade connector systems.

Through a deep understanding of the technical properties and requirements of signal integrity and combined with our application knowledge both in the vehicle as well as in the logistics chain, TE Automotive is well positioned to offer the right solution for all current and next generation Infotainment Systems.



HYBRID & ELECTRIC MOBILITY SOLUTIONS

Complete the connections you need to safely, and reliably make hybrid and electric mobility a reality for everyone, everyday. With over 50 years experience in automotive, industrial and energy connectivity, TE is an expert in pushing innovation from one industry to the next.

Our portfolio of AMP+ high voltage relays, resistors, AMP+ headers, connectors, IPT/APT and cable assemblies and vehicle charging solutions are designed to connect and protect electric distribution inside and outside of the vehicle.




SENSORS

Contact-less measuring eliminates interference effects, wear and tear, and provides increased reliability. TE Automotive, one of the largest technology providers for the automobile industry, offers contact-less sensors for a variety of applications.

As sensor manufacturer and processing partner, TE Automotive also provides project planning support for new sensor applications, assistance in the selection of the appropriate sensor technology for the respective application, and assistance with defining the corresponding mechanical, electrical and magnetic interface.

TE Automotive has a broad electro-mechanical portfolio that includes robust housing technologies, connector systems, and temperature stable designs based on foil and cable networks. This combination of technologies and experience ensures that reliable and cost effective sensor solutions are available for all application types.



TERMINALS & CONNECTORS

TE Automotive offers a broad range of high quality terminals and connectors. Our electrical/electronic interconnection products and solutions are used to electrically and mechanically join wires and cables, printed circuit boards, integrated circuit packages and batteries.

TE Automotive expanding capabilities include new copper and fiber-optic connectors, wires, cables/cable management systems that are designed to meet automotive industry demands. Our brands encompass the broadest range of connectors in the world, including high-density, high-speed designs for leading-edge communications equipment.



CABLE ASSEMBLY SYSTEMS

TE Automotive is your partner for special cable assemblies. We offer research and development capabilities, prototyping, samples as well as manufacturing facilities for special cable assemblies. This includes overmold technology, semi/fully automatic manufacturing, testing equipment and appliances for handling of high volume production.



INDUCTIVE COIL SYSTEMS

TE Automotive is your source for interconnection technologies for automotive, truck and off-highway OEMs and Tier 1 suppliers. With our global design center in Belgium and manufacturing sites in all regions, TE Automotive's Inductive Coil Systems (ICS) group is ready to design your next-generation coil modules and provide local production support.

The ICS group maintains a leading market position in braking modules and other automotive coil applications. Through early involvement with you on your next design, TE Automotive can offer the benefits of miniaturization, design-in of platform components and optimized process flow for your standard, hybrid and electric vehicle project needs.



TE Automotive Online

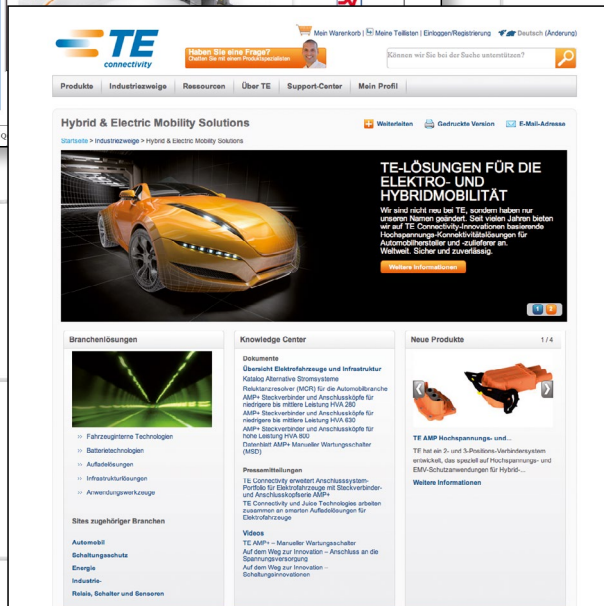

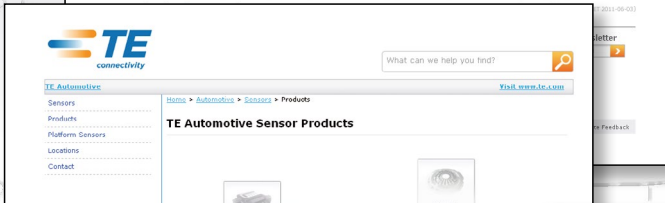
The TE Automotive website is an innovative and interactive source for application information, product updates and technical solutions. Please contact us at: www.te.com/automotive

Internet

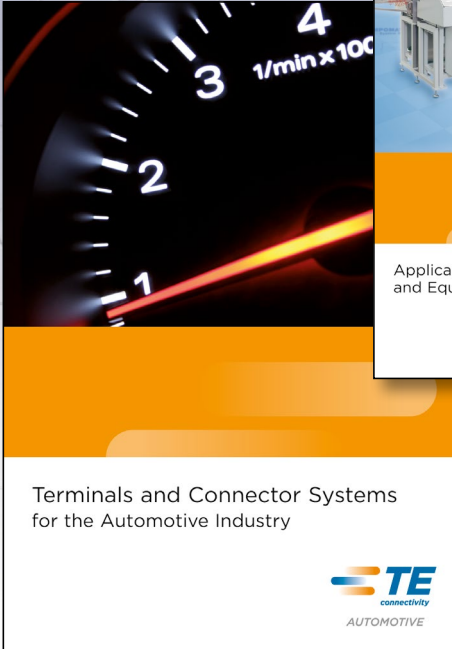
- www.te.com
- www.te.com/automotive
- www.te.com/automotive/sensors
- www.te.com/automotive/most
- www.te.com/en/industries/hybrid-electric-mobility-solutions

Electronic Internet Catalog

www.te.com/components



- www.te.com/automotive
- www.te.com/automotive/sensors
- www.te.com/automotive/most
- www.te.com/en/industries/hybrid-electric-mobility-solutions



Product and Machine Literature

TE Automotive offers a variety of product specific catalogs, brochures and high impact flyers to help better serve you!

For more information on literature for TE Automotive, please contact your local organization or go to www.te.com/automotive



Product Information Center (PIC)

You can rely on TE Connectivity's PIC Team to provide you support for answers to your general information or technical questions in an efficient and effective manner.

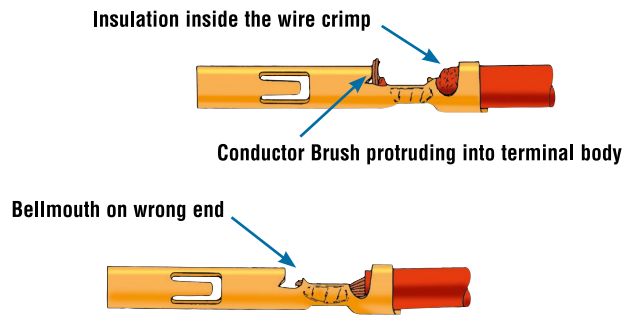
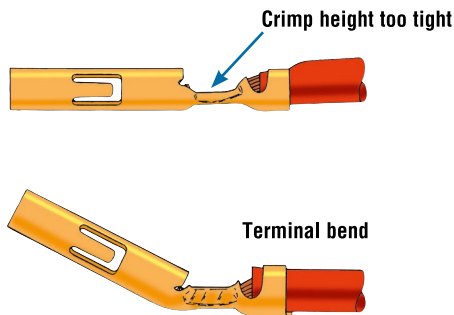
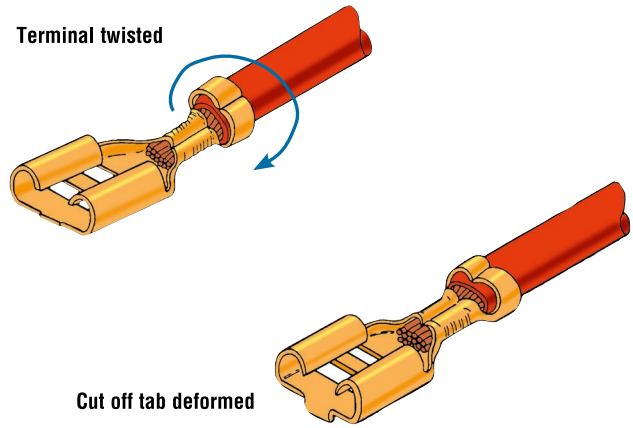
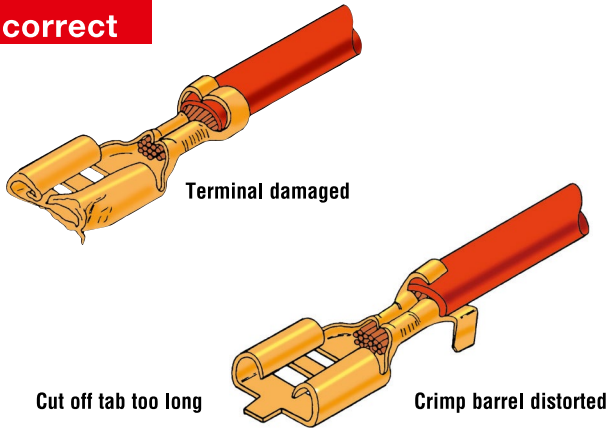
To reach our PIC staff, please contact your local organization or see our Global Contacts page.

Please contact us at:

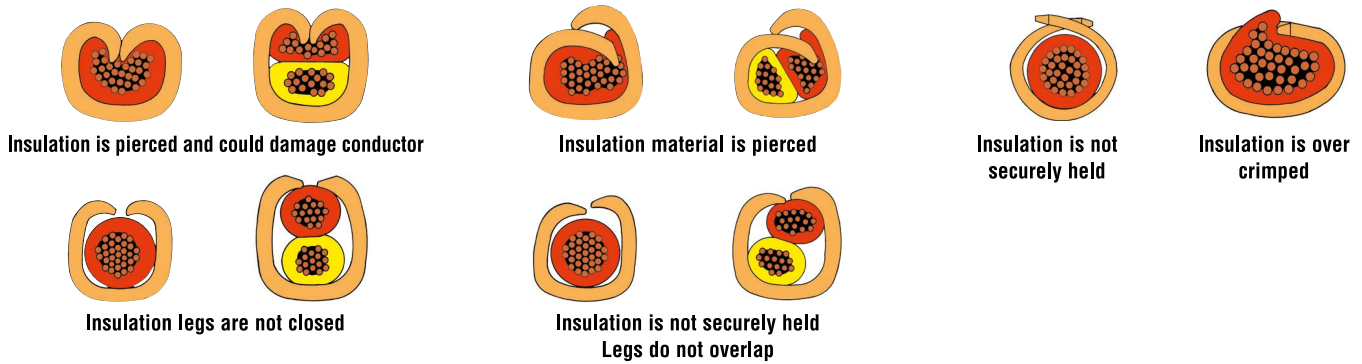
<http://www.te.com/customersupport/support.asp>

Quality Guidelines

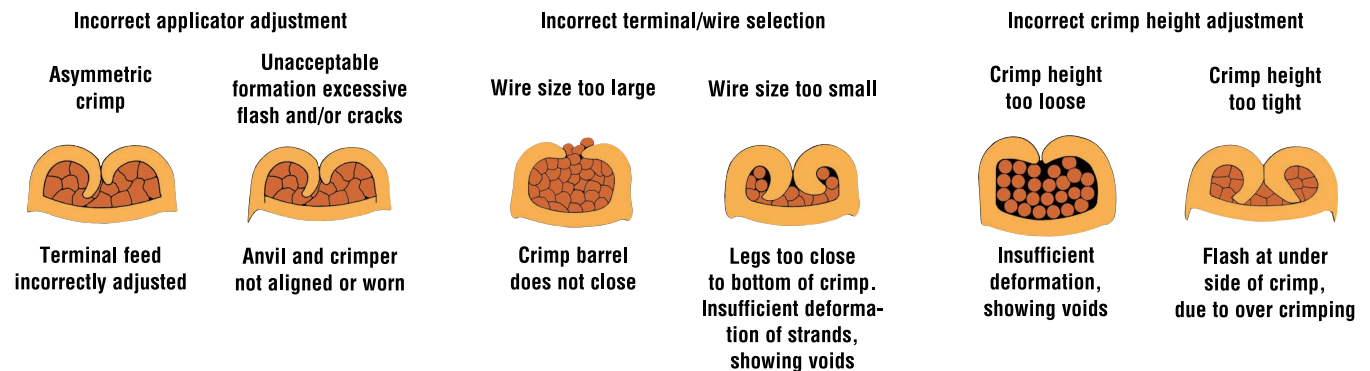
Incorrect



INSULATION CRIMP



WIRE CRIMP



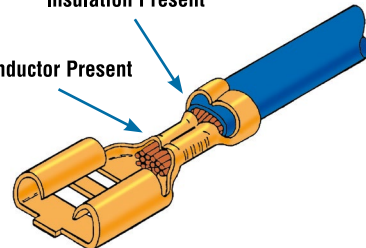
Quality Guidelines

Correct

WIRE CRIMP

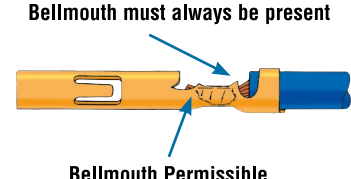
Insulation Present

Conductor Present




Bellmouth must always be present

Bellmouth Permissible




Cut off tabs present

Locking lances and terminal body not deformed



Correct selection of wire, terminal and applicator



Crimp barrel is closed, legs support each other


Sufficient gap between legs and bottom of crimp

All strands are equally distributed and deformed

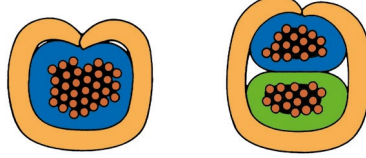
INSULATION CRIMP

Correct Insulation Diameter, Applicator and Terminal

F-CRIMP

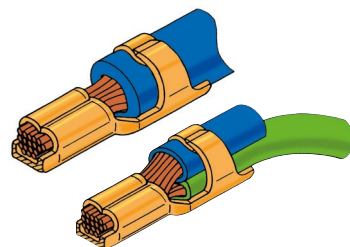


Insulation is securely held
Crimp barrel closed

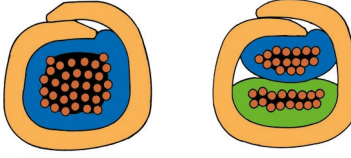


For double wire applications with different size wires always place wire with smallest outer diameter in the bottom

OVERLAP CRIMP



Insulation is securely held
Legs overlap



WRAP OVER CRIMP



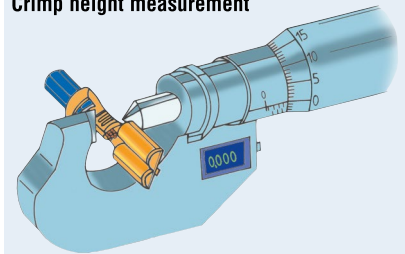
Insulation securely held
Legs must pass each other



Test

WIRE CRIMP

Crimp height measurement



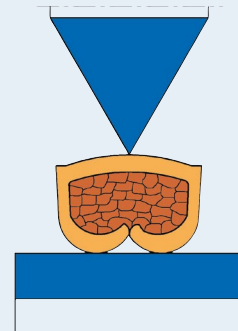
Crimp heights and tolerances

For crimp height tolerances for any given contact, please refer to the relevant application specification.

Examples:

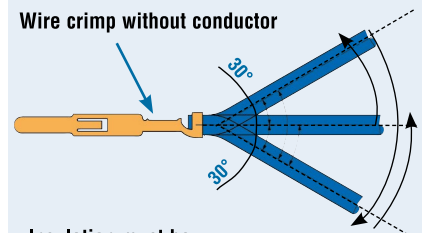
| Con- tact | Part No. | Wire Range (mm ²) | Toler- ance (mm) | Appli- cation Spec. |
|--------------|------------------|-------------------------------------|------------------------|---------------------------|
| MQS | 962885 962886 | 0.2-0.5 | ±0.03 | 114-18025 |
| JPT | 927775 | 0.5-1.0 | ±0.05 | 114-18050 |
| JPT | 927773 | 1.5-2.5 | ±0.05 | 114-18050 |

Digital Crimp Height Micrometer
(0.001 mm increments) acc. to DIN ISO 9001
Part No. 547203-1





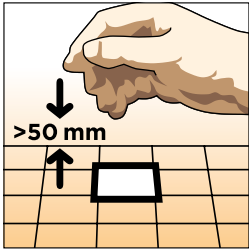

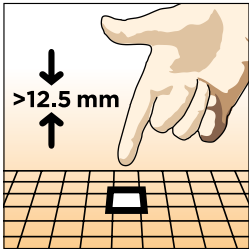
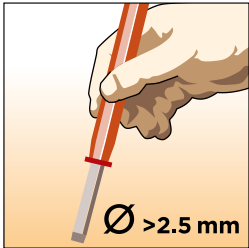
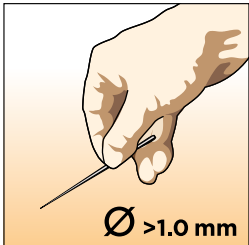
INSULATION CRIMP

Wire crimp without conductor



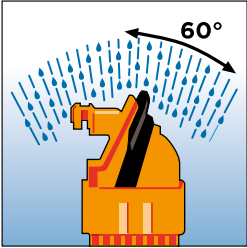
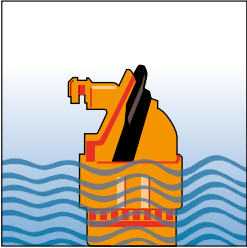






Insulation must be
securely held
after bend test

IP Code (Elements and Significance acc. to IEC 60529 and DIN 40050)

| 1st Digit | Against Foreign Objects (incl. Dust) | 1st Digit | Against Foreign Objects (incl. Dust) |
|-----------|---|-----------|---|
| 0 |  <p>Not protected.</p> | 5K |  <p>Dust protected.</p> |
| 1 |  <p>Protected against solid objects greater than 50 mm (ex. back of hand).</p> | 6K |  <p>Dust tight.</p> |
| 2 |  <p>Protected against solid objects greater than 12.5 mm (ex. finger).</p> | | |
| 3 |  <p>Protected against solid objects greater than 2.5 mm (ex. tool).</p> | | |
| 4 |  <p>Protected against solid objects greater than 1.0 mm (ex. wire).</p> | | |

IP Code (Elements and Significance acc. to IEC 60529 and DIN 40050)

| 2nd Digit | Against Water | 2nd Digit | Against Water |
|-----------|---|-----------|--|
| 0 |  <p>Not protected.</p> | 5 |  <p>Protected against jetting water.</p> |
| 1 |  <p>Protected against vertically dripping water.</p> | 6 |  <p>Protected against powerfully jetting water.</p> |
| 2 |  <p>Protected against dripping water when tilted up to 15°.</p> | 6K |  <p>Protected against powerfully jetting water with increased pressure (Automotive).</p> |
| 3 |  <p>Protected against spraying water (up to 60° inclination).</p> | 7 |  <p>Protected against the temporary effects of immersion up to 1 meter.</p> |
| 4 |  <p>Protected against splashing water.</p> | 8 |  <p>Protected against continuous submersion agreed with customer, but more severe than code 7.</p> |
| 4K |  <p>Protected against splashing water with increased pressure.</p> | 9K |  <p>Protected against high-pressure/steam-jet cleaning (Automotive).</p> |

Restriction on the Use of Hazardous Substances (RoHS)

Restriction on the use of Hazardous Substances (RoHS)

At TE Connectivity, we're ready to support your RoHS requirements. We've assessed more than 1.5 million end items/components for RoHS compliance, and issued new part numbers where any change was required to eliminate the restricted materials. Part numbers in this catalog are identified as:

RoHS Compliant

Part numbers in this catalog are RoHS Compliant, unless marked otherwise.

These products comply with European Union Directive 2002/95/EC as amended 1 January 2006 that restricts the use of lead, mercury, cadmium, hexavalent chromium, PBB, and PBDE in certain electrical and electronic products sold into the EU as of 1 July 2006.

Note: For purposes of this Catalog, included within the definition of RoHS Compliant are products that are clearly "Out of Scope" of the RoHS Directive such as hand tools and other non-electrical accessories.

Non-RoHS Compliant

These part numbers are identified with a "◆" symbol. These products do not comply with the material restrictions of the European Union Directive 2002/95/EC.

5 of 6 Compliant

A "●" symbol identifies these part numbers. These products do not fully comply with the European Union Directive 2002/95/EC because they contain lead in solderable interfaces (they do not contain any of the other five restricted substances above allowable limits). However, these products may be suitable for use in RoHS applications where there is an application-based exception for lead in solders, such as the server, storage, or networking infrastructure exemption.

Note: Information regarding RoHS compliance is provided based on reasonable inquiry of our suppliers and represents our current actual knowledge based on the information provided by our suppliers. This information is subject to change. For latest compliance status, refer to our website referenced below.

Getting the information you need

Our comprehensive on-line RoHS Customer Support Center provides a forum to answer your questions and support your RoHS needs. A RoHS FAQ (Frequently Asked Questions) is available with links to more detailed information. You can also submit RoHS questions and receive a response within 24 hours during a normal work week. The Support Center also provides:

- Cross-Reference from Non-compliant to Compliant Products
- Ability to browse RoHS Compliant Products in our on-line catalog: <http://www.te.com/commerce/alt/RohsAltHome.do>
- Downloadable Technical Data Customer Information Presentation
- More detailed information regarding the definitions used above

So whatever your questions when it comes to RoHS, we've got the answers at <http://www.te.com/customersupport/rohssupportcenter/>

RoHS
Customer
Support
Center 

AWG Conversion Table (Average Value)
Conversion Tables

Most of the wire size ranges are mentioned in mm², as well as the insulation diameters which are in many cases only in mm's.

We therefore included the conversion tables on page X and page XI.

Please note that wire and insulation sizes are for guidance only.

Consult the customer drawing for precise detail.

| AWG Code | Diameter (Inch) | Diameter (mm) | F (mm ²) |
|----------|-----------------|---------------|----------------------|
| 000000 | 0.5800 | 14.733 | 170.0 |
| 00000 | 0.5165 | 13.13 | 135.0 |
| 0000 | 0.4600 | 11.684 | 103.8 |
| 000 | 0.4096 | 10.40 | 79.0 |
| 00 | 0.3648 | 9.27 | 67.5 |
| 0 | 0.3249 | 8.25 | 53.4 |
| 1 | 0.2893 | 7.34 | 42.2 |
| 2 | 0.2576 | 6.55 | 33.7 |
| 3 | 0.2294 | 5.82 | 26.6 |
| 4 | 0.2043 | 5.18 | 21.0 |
| 5 | 0.1819 | 4.62 | 16.9 |
| 6 | 0.1620 | 4.115 | 13.25 |
| 7 | 0.1443 | 3.66 | 10.25 |
| 8 | 0.1285 | 3.26 | 8.34 |
| 9 | 0.1144 | 2.90 | 6.6 |
| 10 | 0.1019 | 2.59 | 5.27 |
| 11 | 0.0907 | 2.30 | 4.15 |
| 12 | 0.0808 | 2.05 | 3.3 |
| 13 | 0.0720 | 1.83 | 2.63 |
| 14 | 0.0641 | 1.63 | 2.08 |
| 15 | 0.0571 | 1.45 | 1.65 |
| 16 | 0.0508 | 1.29 | 1.305 |
| 17 | 0.0453 | 1.14 | 1.01 |
| 18 | 0.0403 | 1.02 | 0.79 |
| 19 | 0.0359 | 0.91 | 0.65 |
| 20 | 0.0320 | 0.81 | 0.51 |
| 21 | 0.0285 | 0.72 | 0.407 |
| 22 | 0.0253 | 0.64 | 0.32 |
| 23 | 0.0226 | 0.57 | 0.255 |
| 24 | 0.0201 | 0.51 | 0.205 |
| 25 | 0.0179 | 0.455 | 0.162 |
| 26 | 0.0159 | 0.40 | 0.125 |
| 27 | 0.0142 | 0.36 | 0.102 |
| 28 | 0.0126 | 0.320 | 0.08 |
| 29 | 0.0113 | 0.287 | 0.0646 |
| 30 | 0.0100 | 0.254 | 0.0516 |
| 31 | 0.0089 | 0.226 | 0.04 |
| 32 | 0.0080 | 0.203 | 0.0324 |
| 33 | 0.0071 | 0.180 | 0.0255 |
| 34 | 0.0063 | 0.160 | 0.02 |
| 35 | 0.0056 | 0.142 | 0.0158 |
| 36 | 0.0050 | 0.127 | 0.0127 |
| 37 | 0.0045 | 0.114 | 0.01 |
| 38 | 0.0040 | 0.101 | 0.008 |
| 39 | 0.0035 | 0.089 | 0.0062 |
| 40 | 0.0031 | 0.079 | 0.0049 |
| 41 | 0.0028 | 0.071 | 0.00395 |
| 42 | 0.0025 | 0.064 | 0.00321 |
| 43 | 0.0022 | 0.056 | 0.00246 |
| 44 | 0.00198 | 0.050 | 0.00196 |
| 45 | 0.00176 | 0.045 | |
| 46 | 0.00157 | 0.040 | |
| 47 | 0.00140 | 0.036 | |
| 48 | 0.00124 | 0.031 | |
| 49 | 0.00110 | 0.028 | |
| 50 | 0.00099 | 0.025 | |

FLK/FLR Cable

FLK and FLR stand for German DIN (72551) abbreviations.

FLK means:

- In German:
 • Fahrzeug Leitung Kunststoff
- In English:
 • Vehicle Cable Plastic

FLR means:

- In German:
 • Fahrzeug Leitung Reduziert
- In English:
 • Thin Walled Cable
 (reduced insulation thickness)

Remark: Starting from 0.03 mm² (AWG 32) a wire can be crimped.

Conversion Table – Inch/mm

| Inch | 0 | 0.001 | 0.002 | 0.003 | 0.004 | 0.005 | 0.006 | 0.007 | 0.008 | 0.009 |
|-------------|----------|--------------|--------------|--------------|--------------|--------------|--------------|--------------|--------------|--------------|
| 0 | 0 | 0.0254 | 0.0508 | 0.0762 | 0.1016 | 0.1270 | 0.1524 | 0.1778 | 0.2032 | 0.2286 |
| 0.010 | 0.2540 | 0.2794 | 0.3048 | 0.3302 | 0.3556 | 0.3810 | 0.4064 | 0.4318 | 0.4572 | 0.4826 |
| 0.020 | 0.5080 | 0.5334 | 0.5588 | 0.5842 | 0.6096 | 0.6350 | 0.6604 | 0.6858 | 0.7112 | 0.7366 |
| 0.030 | 0.7620 | 0.7874 | 0.8128 | 0.8382 | 0.8636 | 0.8890 | 0.9144 | 0.9398 | 0.9652 | 0.9906 |
| 0.040 | 1.0160 | 1.0414 | 1.0668 | 1.0922 | 1.1176 | 1.1430 | 1.1684 | 1.1938 | 1.2192 | 1.2446 |
| 0.050 | 1.2700 | 1.2954 | 1.3208 | 1.3462 | 1.3716 | 1.3970 | 1.4224 | 1.4478 | 1.4732 | 1.4986 |
| 0.060 | 1.5240 | 1.5494 | 1.5748 | 1.6002 | 1.6256 | 1.6510 | 1.6764 | 1.7018 | 1.7272 | 1.7526 |
| 0.070 | 1.7780 | 1.8034 | 1.8288 | 1.8542 | 1.8796 | 1.9050 | 1.9304 | 1.9558 | 1.9812 | 2.0066 |
| 0.080 | 2.0320 | 2.0574 | 2.0828 | 2.1062 | 2.1336 | 2.1590 | 2.1844 | 2.2098 | 2.2352 | 2.2606 |
| 0.090 | 2.2860 | 2.3114 | 2.3368 | 2.3622 | 2.3876 | 2.4130 | 2.4384 | 2.4638 | 2.4892 | 2.5146 |
| 0.100 | 2.5400 | 2.5654 | 2.5908 | 2.6162 | 2.6416 | 2.6670 | 2.6924 | 2.7178 | 2.7432 | 2.7686 |
| 0.110 | 2.7940 | 2.8194 | 2.8448 | 2.8702 | 2.8956 | 2.9210 | 2.9464 | 2.9718 | 2.9972 | 3.0226 |
| 0.120 | 3.0480 | 3.0734 | 3.0988 | 3.1242 | 3.1496 | 3.1750 | 3.2004 | 3.2258 | 3.2512 | 3.2766 |
| 0.130 | 3.3020 | 3.3274 | 3.3528 | 3.3782 | 3.4036 | 3.4290 | 3.4544 | 3.4798 | 3.5052 | 3.5306 |
| 0.140 | 3.5560 | 3.5814 | 3.6068 | 3.6322 | 3.6576 | 3.6830 | 3.7084 | 3.7338 | 3.7592 | 3.7846 |
| 0.150 | 3.8100 | 3.8354 | 3.8608 | 3.8862 | 3.9116 | 3.9370 | 3.9624 | 3.9878 | 4.0132 | 4.0386 |
| 0.160 | 4.0640 | 4.0894 | 4.1148 | 4.1402 | 4.1656 | 4.1910 | 4.2164 | 4.2418 | 4.2672 | 4.2926 |
| 0.170 | 4.3180 | 4.3434 | 4.3688 | 4.3942 | 4.4196 | 4.4450 | 4.4704 | 4.4958 | 4.5212 | 4.5466 |
| 0.180 | 4.5720 | 4.5974 | 4.6228 | 4.6482 | 4.6736 | 4.6990 | 4.7244 | 4.7498 | 4.7752 | 4.8006 |
| 0.190 | 4.8260 | 4.8514 | 4.8768 | 4.9022 | 4.9276 | 4.9530 | 4.9784 | 5.0038 | 5.0292 | 5.0546 |
| 0.200 | 5.0800 | 5.1054 | 5.1308 | 5.1562 | 5.1816 | 5.2070 | 5.2324 | 5.2578 | 5.2832 | 5.3086 |
| 0.210 | 5.3340 | 5.3594 | 5.3848 | 5.4102 | 5.4356 | 5.4610 | 5.4864 | 5.5118 | 5.5372 | 5.5626 |
| 0.220 | 5.5880 | 5.6134 | 5.6388 | 5.6642 | 5.6896 | 5.7150 | 5.7404 | 5.7658 | 5.7912 | 5.8166 |
| 0.230 | 5.8420 | 5.8674 | 5.8928 | 5.9182 | 5.9436 | 5.9690 | 5.9944 | 6.0198 | 6.0452 | 6.0706 |
| 0.240 | 6.0960 | 6.1214 | 6.1468 | 6.1722 | 6.1976 | 6.2230 | 6.2484 | 6.2738 | 6.2992 | 6.3246 |
| 0.250 | 6.3500 | 6.3754 | 6.4008 | 6.4262 | 6.4516 | 6.4770 | 6.5024 | 6.5278 | 6.5532 | 6.5786 |
| 0.260 | 6.6040 | 6.6294 | 6.6548 | 6.6802 | 6.7056 | 6.7310 | 6.7564 | 6.7818 | 6.8072 | 6.8326 |
| 0.270 | 6.8580 | 6.8834 | 6.9088 | 6.9342 | 6.9596 | 6.9850 | 7.0104 | 7.0358 | 7.0612 | 7.0866 |
| 0.280 | 7.1120 | 7.1374 | 7.1628 | 7.1882 | 7.2136 | 7.2390 | 7.2644 | 7.2898 | 7.3152 | 7.3406 |
| 0.290 | 7.3660 | 7.3914 | 7.4168 | 7.4422 | 7.4676 | 7.4930 | 7.5184 | 7.5438 | 7.5692 | 7.5946 |
| 0.300 | 7.6200 | 7.6454 | 7.6708 | 7.6962 | 7.7216 | 7.7470 | 7.7724 | 7.7978 | 7.8232 | 7.8486 |
| 0.310 | 7.8740 | 7.8994 | 7.9248 | 7.9502 | 7.9756 | 8.0010 | 8.0264 | 8.0518 | 8.0772 | 8.1026 |
| 0.320 | 8.1280 | 8.1534 | 8.1788 | 8.2042 | 8.2296 | 8.2550 | 8.2804 | 8.3058 | 8.3312 | 8.3566 |
| 0.330 | 8.3820 | 8.4074 | 8.4328 | 8.4582 | 8.4836 | 8.5090 | 8.5344 | 8.5598 | 8.5852 | 8.6106 |
| 0.340 | 8.6360 | 8.6614 | 8.6868 | 8.7122 | 8.7376 | 8.7630 | 8.7884 | 8.8138 | 8.8392 | 8.8646 |
| 0.350 | 8.8900 | 8.9154 | 8.9408 | 8.9662 | 8.9916 | 9.0170 | 9.0424 | 9.0678 | 9.0932 | 9.1186 |
| 0.360 | 9.1440 | 9.1694 | 9.1948 | 9.2202 | 9.2456 | 9.2710 | 9.2964 | 9.3218 | 9.3472 | 9.3726 |
| 0.370 | 9.3980 | 9.4234 | 9.4488 | 9.4742 | 9.4996 | 9.5250 | 9.5504 | 9.5758 | 9.6012 | 9.6266 |
| 0.380 | 9.6520 | 9.6774 | 9.7028 | 9.7282 | 9.7536 | 9.7790 | 9.8044 | 9.8298 | 9.8552 | 9.8806 |
| 0.390 | 9.9060 | 9.9314 | 9.9568 | 9.9822 | 10.0076 | 10.0330 | 10.0584 | 10.0838 | 10.1092 | 10.1346 |
| 0.400 | 10.1600 | 10.1854 | 10.2108 | 10.2362 | 10.2616 | 10.2870 | 10.3124 | 10.3378 | 10.3632 | 10.3886 |
| 0.410 | 10.4140 | 10.4394 | 10.4648 | 10.4902 | 10.5156 | 10.5410 | 10.5664 | 10.5918 | 10.6172 | 10.6426 |
| 0.420 | 10.6680 | 10.6934 | 10.7188 | 10.7442 | 10.7696 | 10.7950 | 10.8204 | 10.8458 | 10.8712 | 10.8966 |
| 0.430 | 10.9220 | 10.9474 | 10.9728 | 10.9982 | 11.0236 | 11.0490 | 11.0744 | 11.0998 | 11.1252 | 11.1506 |
| 0.440 | 11.1760 | 11.2014 | 11.2268 | 11.2522 | 11.2776 | 11.3030 | 11.3284 | 11.3538 | 11.3792 | 11.4046 |
| 0.450 | 11.4300 | 11.4554 | 11.4808 | 11.5062 | 11.5316 | 11.5510 | 11.5824 | 11.6078 | 11.6332 | 11.6586 |
| 0.460 | 11.6840 | 11.7094 | 11.7348 | 11.7602 | 11.7856 | 11.8110 | 11.8364 | 11.8618 | 11.8872 | 11.9126 |
| 0.470 | 11.9380 | 11.9634 | 11.9888 | 12.0142 | 12.0396 | 12.0650 | 12.0904 | 12.1158 | 12.1412 | 12.1666 |
| 0.480 | 12.1920 | 12.2174 | 12.2428 | 12.2682 | 12.2936 | 12.3190 | 12.3444 | 12.3698 | 12.3952 | 12.4206 |
| 0.490 | 12.4460 | 12.4714 | 12.4968 | 12.5222 | 12.5476 | 12.5730 | 12.5984 | 12.6238 | 12.6492 | 12.6746 |
| 0.500 | 12.7000 | | | | | | | | | |
| Inch | 0 | 0.001 | 0.002 | 0.003 | 0.004 | 0.005 | 0.006 | 0.007 | 0.008 | 0.009 |

Conversion Table – Inch/mm (continued)

| Inch | 0 | 0.001 | 0.002 | 0.003 | 0.004 | 0.005 | 0.006 | 0.007 | 0.008 | 0.009 |
|-------|---------|---------|---------|---------|---------|---------|---------|---------|---------|---------|
| 0.500 | 12.7000 | 12.7254 | 12.7508 | 12.7762 | 12.8016 | 12.8270 | 12.8524 | 12.8778 | 12.9032 | 12.9286 |
| 0.510 | 12.9540 | 12.9794 | 13.0048 | 13.0302 | 13.0556 | 13.0810 | 13.1064 | 13.1318 | 13.1572 | 13.1826 |
| 0.520 | 13.2080 | 13.2334 | 13.2588 | 13.2842 | 13.3096 | 13.3350 | 13.3604 | 13.3858 | 13.4112 | 13.4366 |
| 0.530 | 13.4620 | 13.4874 | 13.5128 | 15.5382 | 13.5636 | 13.5890 | 13.6144 | 13.6398 | 13.6652 | 13.6906 |
| 0.540 | 13.7160 | 13.7414 | 13.7668 | 13.7922 | 13.8176 | 13.8430 | 13.8684 | 13.8938 | 13.9192 | 13.9446 |
| 0.550 | 13.9700 | 13.9954 | 14.0208 | 14.0462 | 14.0716 | 14.0970 | 14.1224 | 14.1478 | 14.1732 | 14.1986 |
| 0.560 | 14.2240 | 14.2494 | 14.2748 | 14.3002 | 14.3256 | 14.3510 | 14.3764 | 14.4018 | 14.4272 | 14.4526 |
| 0.570 | 14.4780 | 14.5034 | 14.5288 | 14.5542 | 14.5796 | 14.6050 | 14.6304 | 14.6558 | 14.6812 | 14.7066 |
| 0.580 | 14.7320 | 14.7574 | 14.7828 | 14.8082 | 14.8336 | 14.8590 | 14.8844 | 14.9098 | 14.9352 | 14.9606 |
| 0.590 | 14.9860 | 15.0114 | 15.0368 | 15.0622 | 15.0876 | 15.1130 | 15.1384 | 15.1638 | 15.1892 | 15.2146 |
| 0.600 | 15.2400 | 15.2654 | 15.2908 | 15.3162 | 15.3416 | 15.3670 | 15.3924 | 15.4178 | 15.4432 | 15.4686 |
| 0.610 | 15.4940 | 15.5194 | 15.5448 | 15.5702 | 15.5956 | 15.6210 | 15.6464 | 15.6718 | 15.6972 | 15.7226 |
| 0.620 | 15.7480 | 15.7734 | 15.7988 | 15.8242 | 15.8496 | 15.8750 | 15.9004 | 15.9258 | 15.9512 | 15.9766 |
| 0.630 | 16.0020 | 16.0274 | 16.0528 | 16.0782 | 16.1036 | 16.1290 | 16.1544 | 16.1798 | 16.2052 | 16.2306 |
| 0.640 | 16.2560 | 16.2814 | 16.3068 | 16.3322 | 16.3576 | 16.3830 | 16.4084 | 16.4338 | 16.4592 | 16.4846 |
| 0.650 | 16.5100 | 16.5354 | 16.5608 | 16.5862 | 16.6116 | 16.6370 | 16.6624 | 16.6878 | 16.7132 | 16.7386 |
| 0.660 | 16.7640 | 16.7894 | 16.8148 | 16.8402 | 16.8656 | 16.8910 | 16.9164 | 16.9418 | 16.9672 | 16.9926 |
| 0.670 | 17.0180 | 17.0434 | 17.0688 | 17.0942 | 17.1196 | 17.1450 | 17.1704 | 17.1958 | 17.2212 | 17.2466 |
| 0.680 | 17.2720 | 17.2974 | 17.3228 | 17.3482 | 17.3736 | 17.3990 | 17.4244 | 17.4498 | 17.4752 | 17.5006 |
| 0.690 | 17.5260 | 17.5514 | 17.5768 | 17.6022 | 17.6276 | 17.6530 | 17.6784 | 17.7038 | 17.7292 | 17.7546 |
| 0.700 | 17.7800 | 17.8054 | 17.8308 | 17.8562 | 17.8816 | 17.9070 | 17.9324 | 17.9528 | 17.9832 | 18.0086 |
| 0.710 | 18.0340 | 18.0594 | 18.0848 | 18.1102 | 18.1356 | 18.1610 | 18.1864 | 18.2118 | 18.2372 | 18.2626 |
| 0.720 | 18.2880 | 18.3134 | 18.3388 | 18.3642 | 18.3896 | 18.4150 | 18.4404 | 18.4658 | 18.4912 | 19.5166 |
| 0.730 | 18.5420 | 18.5674 | 18.5928 | 18.6182 | 18.6436 | 18.6690 | 18.6944 | 18.7198 | 18.7452 | 18.7706 |
| 0.740 | 18.7960 | 18.8214 | 18.8468 | 18.8722 | 18.8976 | 18.9230 | 18.9484 | 18.9738 | 18.9992 | 19.0246 |
| 0.750 | 19.0500 | 19.0754 | 19.1008 | 19.1262 | 19.1516 | 19.1170 | 19.2024 | 19.2278 | 19.2532 | 19.2786 |
| 0.760 | 19.3040 | 19.3294 | 19.3548 | 19.3802 | 19.4056 | 19.4310 | 19.4564 | 19.4818 | 19.5072 | 19.5326 |
| 0.770 | 19.5580 | 19.5834 | 19.6088 | 19.6342 | 19.6596 | 19.6850 | 19.7104 | 19.7358 | 19.7612 | 19.7866 |
| 0.780 | 19.8120 | 19.8374 | 19.8628 | 19.8882 | 19.9136 | 19.9390 | 19.9644 | 19.9898 | 20.0152 | 20.0406 |
| 0.790 | 20.0660 | 20.0914 | 20.1168 | 20.1422 | 20.1676 | 20.1930 | 20.2184 | 20.2438 | 20.2692 | 20.2946 |
| 0.800 | 20.3200 | 20.3454 | 20.3708 | 20.3962 | 20.4216 | 20.4470 | 20.4724 | 20.4978 | 20.5232 | 20.5486 |
| 0.810 | 20.5740 | 20.5994 | 20.6248 | 20.6502 | 20.6756 | 20.7010 | 20.7264 | 20.7518 | 20.7772 | 20.8026 |
| 0.820 | 20.8280 | 20.8534 | 20.8788 | 20.9042 | 20.9296 | 20.9550 | 20.9804 | 21.0058 | 21.0312 | 21.0566 |
| 0.830 | 21.0820 | 21.1074 | 21.1328 | 21.1582 | 21.1836 | 21.2090 | 21.2344 | 21.2598 | 21.2852 | 21.3106 |
| 0.840 | 21.3360 | 21.3614 | 21.3868 | 21.4122 | 21.4376 | 21.4630 | 21.4884 | 21.5138 | 21.5392 | 21.5646 |
| 0.850 | 21.5900 | 21.6154 | 21.6408 | 21.6662 | 21.6916 | 21.7170 | 21.7424 | 21.7678 | 21.7932 | 21.8186 |
| 0.860 | 21.8440 | 21.8694 | 21.8948 | 21.9202 | 21.9456 | 21.9710 | 21.9964 | 22.0218 | 22.0472 | 22.0726 |
| 0.870 | 22.0980 | 22.1234 | 22.1488 | 22.1742 | 22.1996 | 22.2250 | 22.2504 | 22.2758 | 22.3012 | 22.3266 |
| 0.880 | 22.3520 | 22.3774 | 22.4028 | 22.4282 | 22.4536 | 22.4790 | 22.5044 | 22.5298 | 22.5552 | 22.5806 |
| 0.890 | 22.6060 | 22.6314 | 22.6568 | 22.6822 | 22.7076 | 22.7330 | 22.7584 | 22.7838 | 22.8092 | 22.8346 |
| 0.900 | 22.8600 | 22.8854 | 22.9108 | 22.9362 | 22.9616 | 22.9870 | 23.0124 | 23.0378 | 23.0632 | 23.0886 |
| 0.910 | 23.1140 | 23.1394 | 23.1648 | 23.1902 | 23.2156 | 23.2410 | 23.2664 | 23.2918 | 23.3172 | 23.3426 |
| 0.920 | 23.3680 | 23.3934 | 23.4188 | 23.4442 | 23.4696 | 23.4950 | 23.5204 | 23.5458 | 23.5712 | 23.5966 |
| 0.930 | 23.6220 | 23.6474 | 23.6728 | 23.6982 | 23.7236 | 23.7490 | 23.7744 | 23.7998 | 23.8252 | 23.8506 |
| 0.940 | 23.8760 | 23.9014 | 23.9268 | 23.9522 | 23.9776 | 24.0030 | 24.0284 | 24.0538 | 24.0792 | 24.1046 |
| 0.950 | 24.1300 | 24.1554 | 24.1808 | 24.2062 | 24.2316 | 24.2570 | 24.2824 | 24.3078 | 24.3332 | 24.3586 |
| 0.960 | 24.3840 | 24.4094 | 24.4348 | 24.4602 | 24.4856 | 24.5110 | 24.5364 | 24.5618 | 24.5872 | 24.6126 |
| 0.970 | 24.6380 | 24.6634 | 24.6888 | 24.7142 | 24.7396 | 24.7650 | 24.7904 | 24.8158 | 24.8412 | 24.8666 |
| 0.980 | 24.8920 | 24.9174 | 24.9428 | 24.9682 | 24.9936 | 25.0190 | 25.0444 | 25.0698 | 25.0952 | 25.1206 |
| 0.990 | 25.1460 | 25.1714 | 25.1968 | 25.2222 | 25.2476 | 25.2730 | 25.2984 | 25.3228 | 25.3492 | 25.3746 |
| 1.000 | 25.4000 | | | | | | | | | |
| Inch | 0 | 0.001 | 0.002 | 0.003 | 0.004 | 0.005 | 0.006 | 0.007 | 0.008 | 0.009 |



Page

MFINITY Modular Hard Wired Fuse and Relay Box
MFINITY Modular Hard Wired Fuse and Relay Box

| | | |
|---|---------|---|
| Introduction | 1 | |
| Modules for Relays | | |
| Mini Relay Module, 2 Positions | 2 | ✓ |
| Micro Relay Module, 4 Positions | 3 | ✓ |
| Maxi Relay Module, 2 Positions | 4 | ✓ |
| Relays | | |
| Micro ISO Micro Relay A / VFMA, Mini ISO Power Relay B, Maxi ISO Power Relay F7 | 5 | ✓ |
| Modules for Fuses | | |
| Medium Fuse Module, 12 Positions | 6 | ✓ |
| Miniature Fuse Module, 16 Positions | 7 | ✓ |
| Spare Fuse Module | 8 | ✓ |
| Modules for Pre-Fuses | | |
| Type A Fuse Module, 14 Positions – Busbar Version | 9 | ✓ |
| Type A Fuse Module, 14 Positions – Wire-by-Wire Version | 10 | ✓ |
| Pre-Fuse – SF30 – Module, 8 Positions | 11 | ✓ |
| Recommended Parts | | |
| Cover for Pre-Fuse Module – SF30 | 12 | ✓ |
| Cover for Fuse Module Type A | 13 | ✓ |
| Bracket Module and Interface | | |
| Bracket Module, 180° | 14 | ✓ |
| Bracket Module, 90° | 15 | ✓ |
| Application Tooling | | |
| M2000MC Automatic Insertion Machine | 16 – 17 | |
| Disclaimer Trademarks | | |
| Disclaimer Trademarks | 20 | |

THE PRODUCTS





| | | | |
|---|--|--|---|
| | | | |
| | | | |
| ✓ | | | ✓ |
| ✓ | | | ✓ |
| ✓ | | | ✓ |
| ✓ | | | ✓ |
| ✓ | | | ✓ |
| ✓ | | | ✓ |
| ✓ | | | ✓ |
| ✓ | | | ✓ |
| ✓ | | | ✓ |
| ✓ | | | ✓ |
| ✓ | | | ✓ |
| ✓ | | | ✓ |
| ✓ | | | ✓ |
| ✓ | | | ✓ |
| ✓ | | | ✓ |
| | | | |
| | | | |
| | | | |
| | | | |
| | | | |

Engineering Notes


A large grid of graph paper for engineering notes, consisting of a uniform pattern of small squares covering the majority of the page.

Introduction



MFINITY offers limitless combinations with its various modules.

Easily assembled into a complete power distribution panel, without any tooling cost.



All modules and accessories shown in this catalogue are standard products. Upon request, TE Connectivity (TE) will design and manufacture custom modules, wire dress, frame or cover to meet specific customer requirements.

With its proven technology, MFINITY offers flexible, off the shelf products targeting low volume customers to create their own configurations.

Product Facts Overview

- ISO standard
- Modular design
- Temperature class
-40° C to +85° C
- Vibration class on body
- Unsealed
- Overview 114-94092
- Pre-Fuse modules for SF30 (Midi) and Type A (J-Case) Fuses

Modules for Relays

Mini Relay Module, 2 Positions

Technical Features

Material

PBT

Product Specification

108-94263

Application Specification

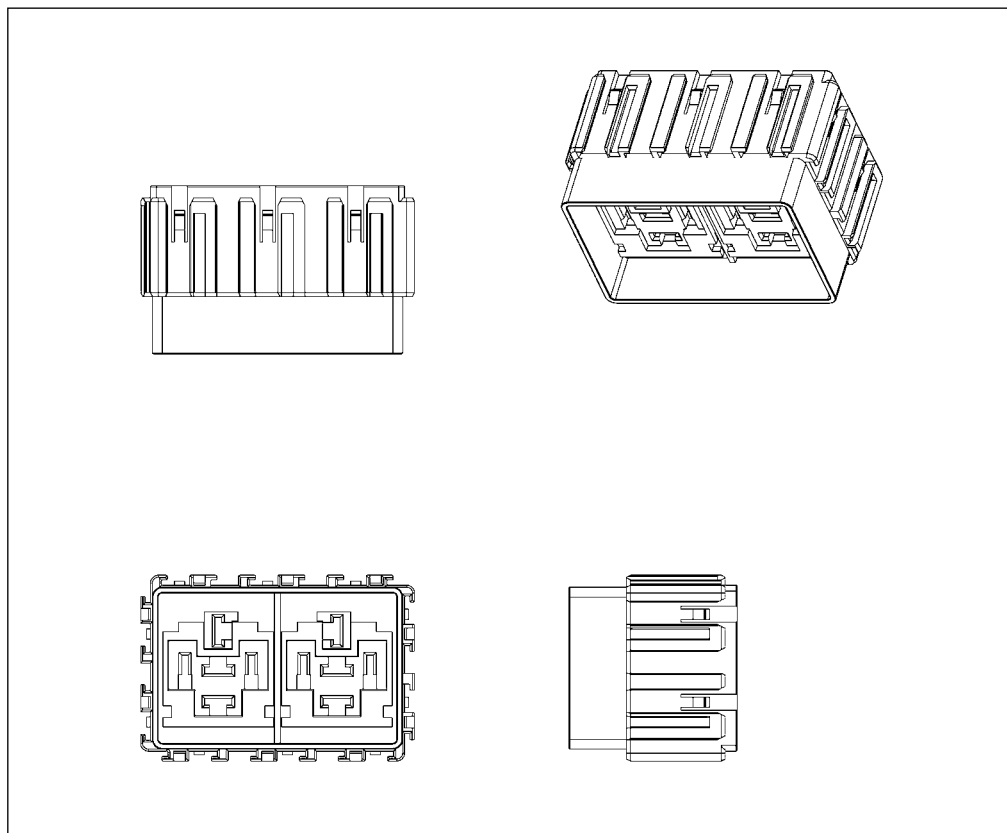
114-94090

Order Informations

2x ISO Mini Relays

Part Number 2141024-1

Please find suitable relays
on page 5



Mini Relay Module 2 Positions

| Module P/N | Name | Product Dimensions L x W x H (mm) |
|------------|-------------------|--------------------------------------|
| 2141024-1 | Mini Relay Module | 69.3 x 47 x 42.5 |

Suitable Terminals

| Terminal TE P/N | Description | Material | Plating | Wire Size (mm ²) |
|--------------------|------------------------------|----------|------------|---------------------------------|
| 2208343-1 | LEAR - 6.3mm 361330-YF200 | N/A | Pre-Tinned | 0.5 – 1.5 |
| 2208343-3 | LEAR - 6.3mm 361030-YF200 | N/A | Pre-Tinned | 3 – 5 |

Modules for Relays

Micro Relay Module, 4 Positions

Technical Features

Material

PBT

Product Specification

108-94263

Application Specification

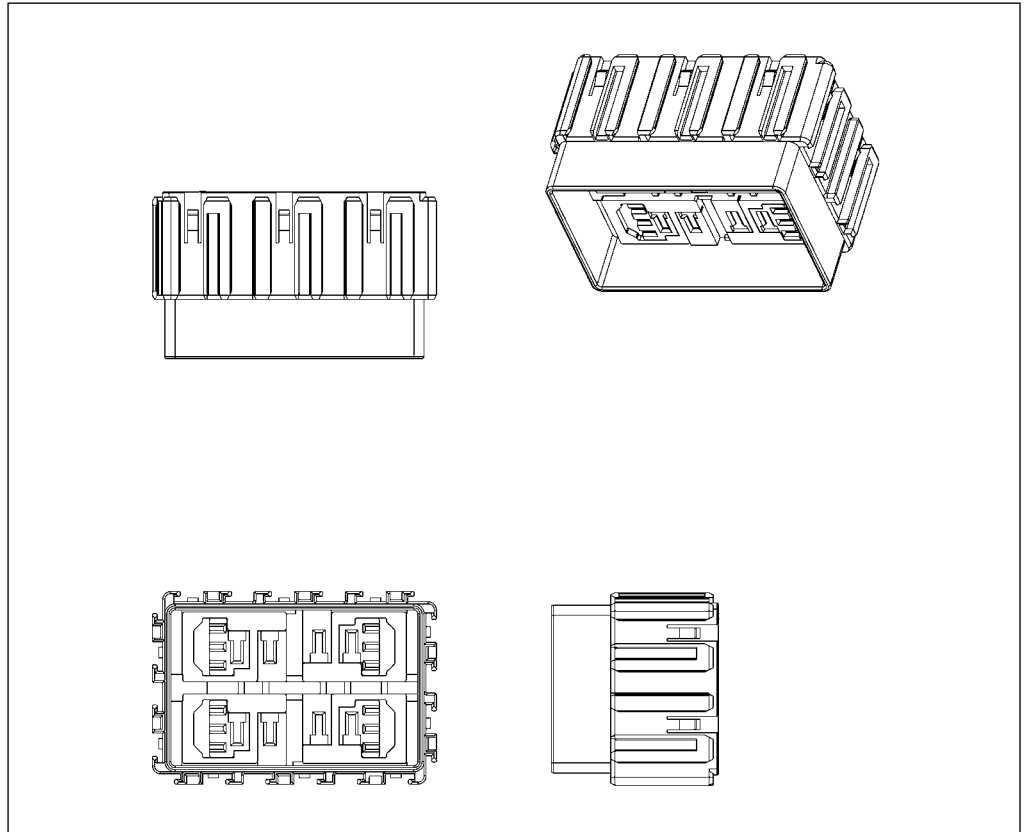
114-94090

Order Informations

4x ISO Micro Relays

Part Number 2141022-1

**Please find suitable relays
on page 5**



Micro Relay Module 4 Positions

| Module P/N | Name | Product Dimensions L x W x H (mm) |
|------------|--------------------|--------------------------------------|
| 2141022-1 | Micro Relay Module | 69.3 x 47 x 40.75 |

Suitable Terminals

| Terminal TE P/N | Description | Material | Plating | Wire Size (mm ²) |
|--------------------|------------------------------|----------|------------|---------------------------------|
| 2208343-2 | LEAR - 6.3mm 361430-YF200 | N/A | Pre-Tinned | 1.5-2.0 |
| 2208342-2 | Molex - 4.8mm 33113-0003 | N/A | N/A | N/A |
| 2208342-1 | Molex - 4.8mm 33113-0005 | N/A | N/A | N/A |

Modules for Relays

Maxi Relay Module, 2 Positions

Technical Features

Material

PBT

Product Specification

108-94263

Application Specification

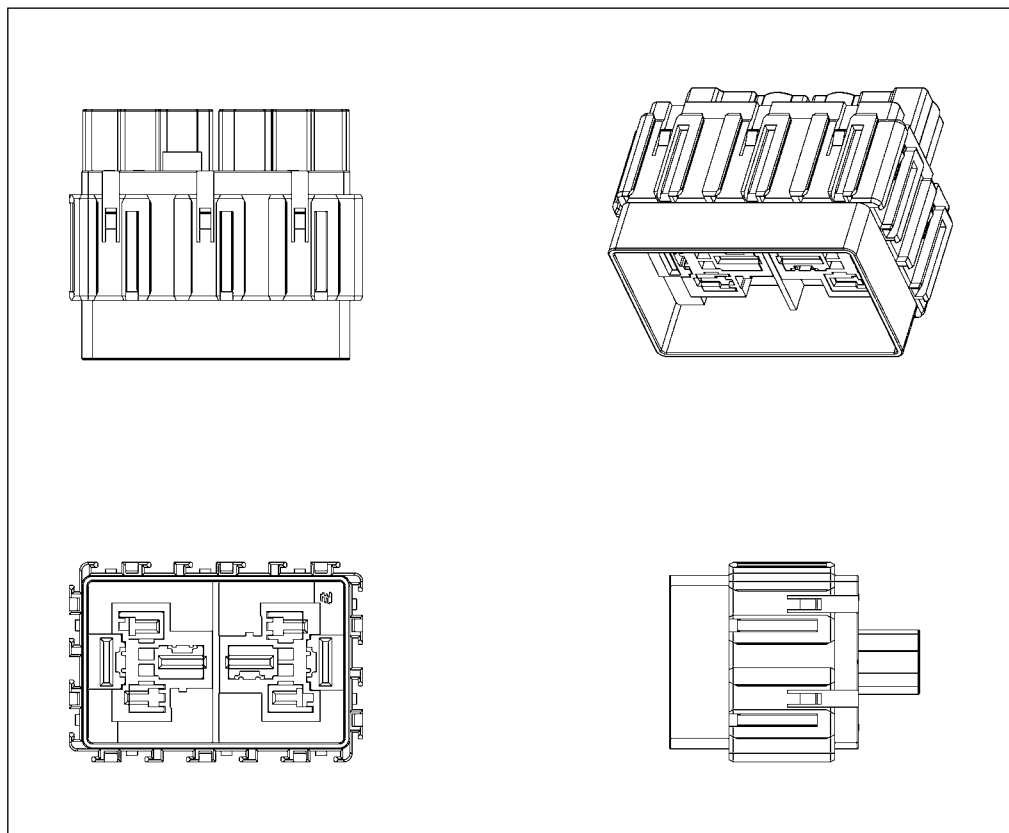
114-94090

Order Informations

2x ISO Maxi Relays

Part Number 2141026-1

**Please find suitable relays
on page 5**



Maxi Relay Module 2 Positions

| Module P/N | Name | Product Dimensions L x W x H (mm) |
|------------|-------------------|--------------------------------------|
| 2141026-1 | Maxi Relay Module | 69.3 x 47 x 59 |

Suitable Terminals

| Terminal TE P/N | Description | Material | Plating | Wire Size (mm ²) |
|--------------------|------------------------------|----------|------------|---------------------------------|
| 1-1355849-1 | 9.5 Single Tab | CuNiSi | Pre-Tinned | 6-10 |
| 2208343-1 | LEAR - 6.3mm 361330-YF200 | N/A | Pre-Tinned | 0.5-1.5 |

Relays

Micro ISO Micro Relay A / VFMA, Mini ISO Power Relay B, Maxi ISO Power Relay F7


Micro ISO, Micro Relay A / VFMA (24 V)



| Arrangement | Cover | Coil. Suppr. | Part Number | |
|-----------------------|----------|------------------|-------------------|-------------|
| Micro Make (NO) | Standard | Diode | V23074-A2002-A402 | 6-1393292-2 |
| | | Resistor (680 Ω) | V23074-A1002-A402 | 8-1393292-9 |
| | | | VFMA-11H41-S01 | 6-1415008-2 |
| Micro Changeover (CO) | Standard | Diode | V23074-A2002-A403 | 6-1393292-3 |
| | | Resistor (680 Ω) | V23074-A1002-A403 | 3-1393292-8 |

For detailed information find our data sheets under <http://relays.te.com/telectronics.asp>

Mini ISO, Power Relay B (24 V)



| Arrangement | Cover | Coil. Suppr. | Part Number | |
|-----------------------|-----------------------|--------------------|-------------------|-------------------|
| Mini Changeover (C/O) | Standard | – | V23234-A0004-X055 | 2-1904025-6 |
| | | Diode (cathode 86) | V23234-A0004-X051 | 2-1904025-3 |
| | | Resistor (1400 Ω) | V23234-A0004-X053 | 2-1904025-5 |
| | Bracket | – | V23234-A1004-X050 | 1-1904027-1 |
| | | Resistor (1400 Ω) | V23234-A1004-X054 | 3-1904027-2 |
| | Mini Make (NO – 2x87) | Standard | – | V23234-C0004-X020 |
| Resistor (1400 Ω) | | | V23234-C0004-X018 | 2-1904015-1 |
| Bracket | | – | V23234-C1004-X17 | 5-1904014-1 |
| | Resistor (1400 Ω) | V23234-C1004-X085 | 1904015-5 | |

For detailed information find our data sheets under <http://relays.te.com/telectronics.asp>

Maxi ISO Power Relay F7 (24 V)



| Arrangement | Cover | Coil. Suppr. | Part Number | |
|----------------|----------|-------------------|-------------------|-------------|
| Maxi Make (NO) | Standard | – | V23134-J0053-D642 | 9-1393303-7 |
| | | Resistor (1200 Ω) | V23134-J0056-X408 | 1393304-5 |
| | Bracket | – | V23134-J1053-D642 | 1-1393304-1 |

For detailed information find our data sheets under <http://relays.te.com/telectronics.asp>

Modules for Fuses

Medium Fuse Module, 12 Positions

Technical Features

Material

PBT

Product Specification

108-94263

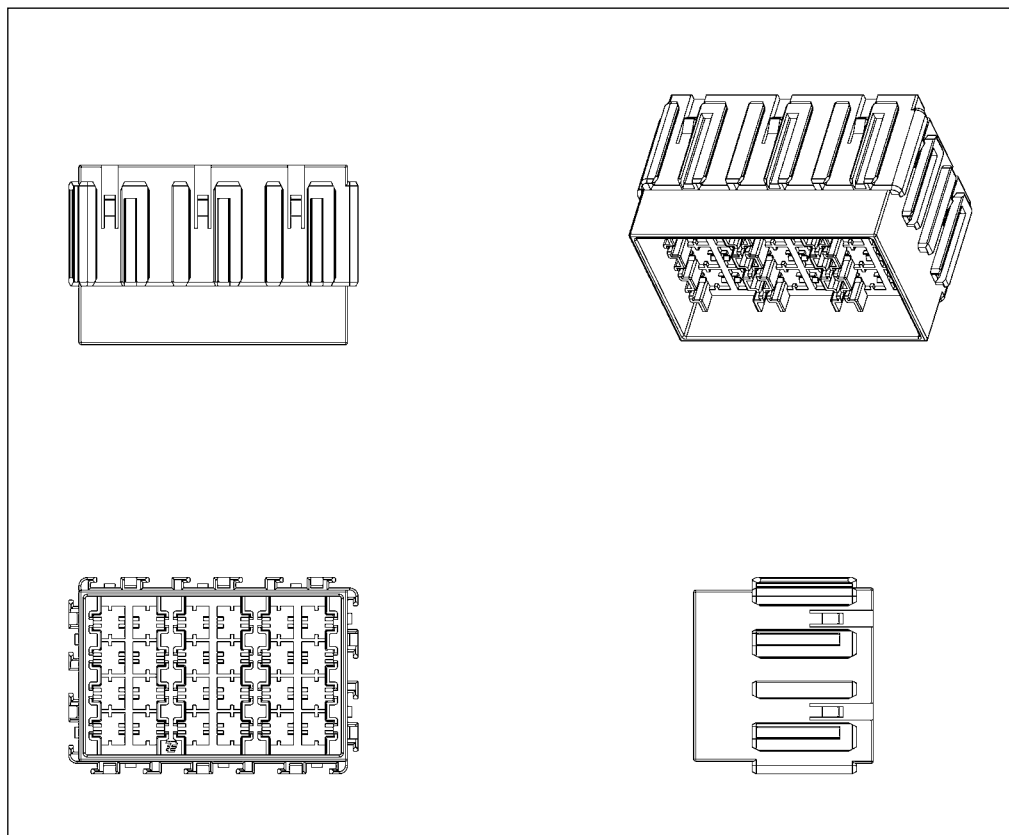
Application Specification

114-94090

Order Informations

12x (ATO) Medium Fuse

Part Number 2141028-1



Medium Fuse Module 12 Positions

| Module P/N | Module Name | Product Dimensions L x W x H (mm) |
|------------|--------------------|--------------------------------------|
| 2141028-1 | Medium Fuse Module | 69.3 x 47 x 43 |

Suitable Terminals

| Terminal TE P/N | Description | Material | Plating | Wire Size (mm ²) |
|--------------------|---------------------|----------|------------|---------------------------------|
| 881572-3 | Fuse Contact Busbar | Brass | Pre-Tinned | 4–6 |
| 880397-2 | Fuse Contact Single | Brass | Pre-Tinned | 0.5–1.5 |
| 880398-1 | Fuse Contact Single | Brass | – | >1–2.5 |
| 880398-2 | Fuse Contact Single | Brass | Pre-Tinned | >1–2.5 |

Modules for Fuses

Miniature Fuse Module, 16 Positions

Technical Features

Material

PBT

Product Specification

108-94263

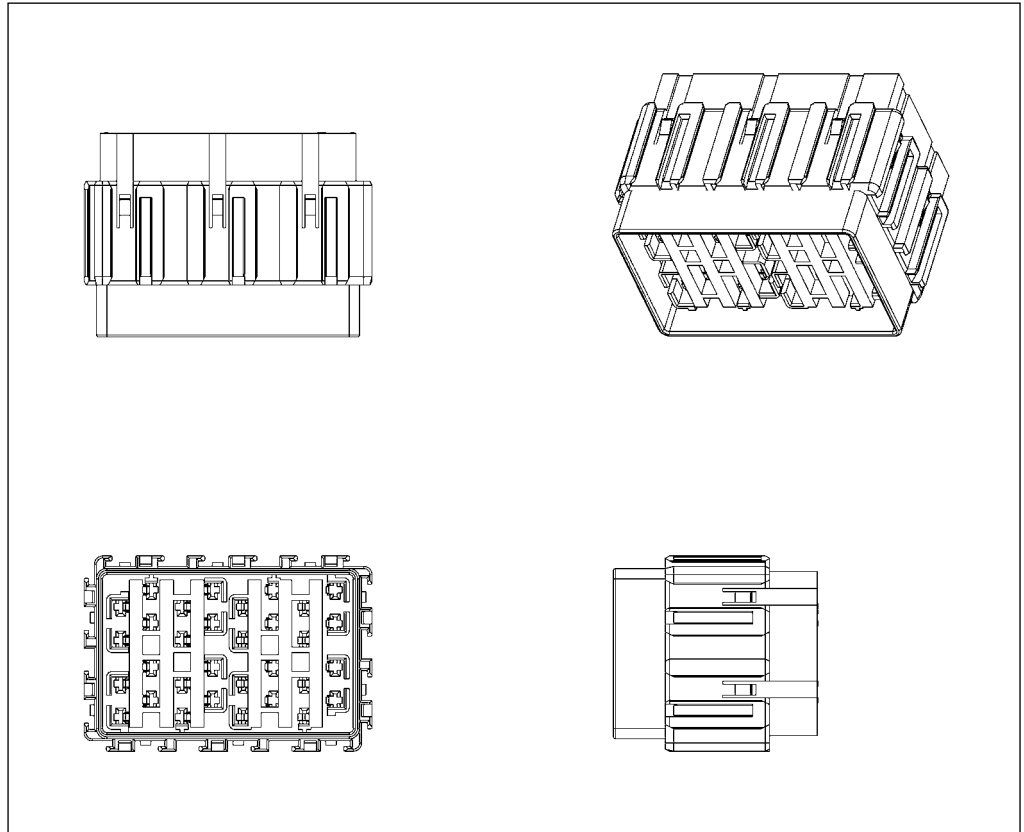
Application Specification

114-94090

Order Informations

16x Miniature (Mini) Fuse

Part Number 2141029-1



Miniature Fuse Module 16 Positions

| Module P/N | Module Name | Product Dimensions L x W x H (mm) |
|------------|-----------------------|--------------------------------------|
| 2141029-1 | Miniature Fuse Module | 69.3 x 47 x 43 |

Suitable Terminals

| Terminal TE P/N | Description | Material | Plating | Wire Size (mm ²) |
|--------------------|---------------------|----------|------------|---------------------------------|
| 1-1355844-1 | Fuse Contact Busbar | CuNiSi | Pre-Tinned | 4–6 |
| 1-1355877-1 | Fuse Contact Single | CuNiSi | Pre-Tinned | 1–2.5 |
| 1-1355833-1 | Fuse Contact Single | CuNiSi | Pre-Tinned | 0.5–1.0 |
| 1-1355880-1 | Fuse Contact Single | CuNiSi | Pre-Tinned | 2.5–4 |

Modules for Fuses

Spare Fuse Module

Technical Features

Material

PBT

Product Specification

108-94263

Application Specification

114-94090

Order Informations

Spare Fuse Module

Part Number 1-2141095-1

Can contain up to:


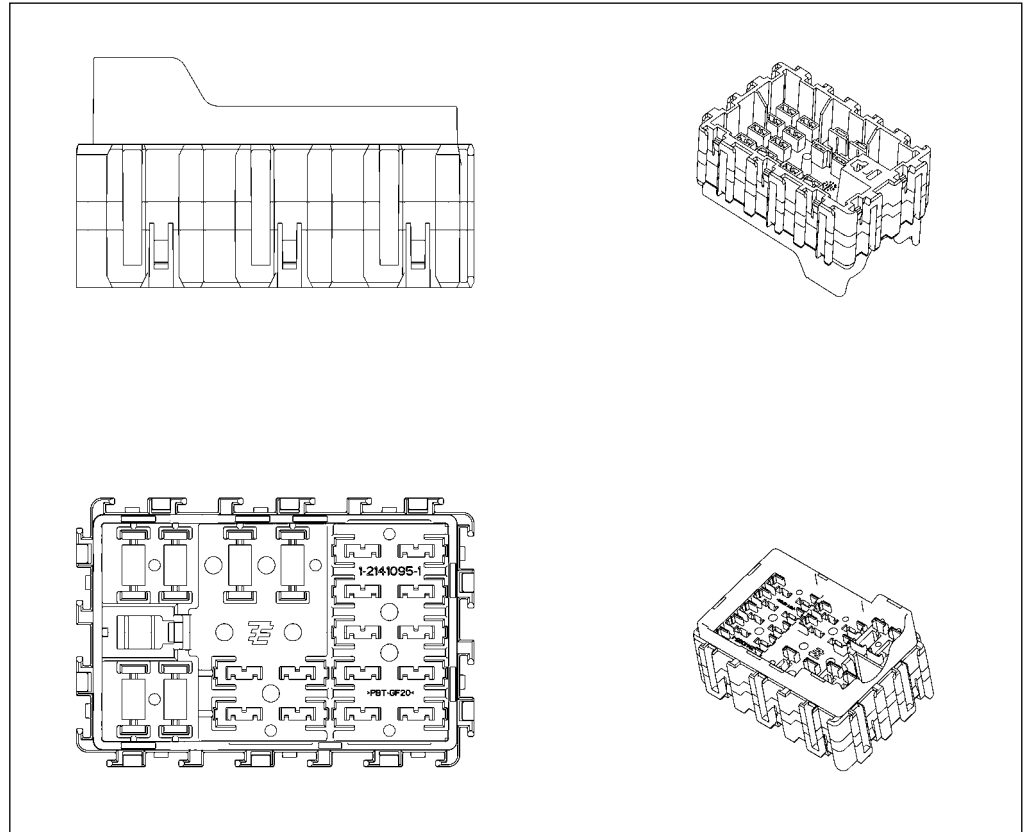
- 7x Medium (ATO) Fuses used in module

Part Number 2141028-1

- 6x Miniature (Mini) Fuses used in module

Part Number 2141029-1

- 1x Fuse Puller



Spare Fuse Module

| Module P/N | Module Name | Product Dimensions L x W x H (mm) |
|-------------|-------------------|--------------------------------------|
| 1-2141095-1 | Spare Fuse Module | 69.1 x 46.7 x 40 |

Modules for Pre-Fuses

Type A Fuse Module, 14 Positions – Busbar Version

Technical Features

Material

PA6

Product Specification

108-94263

Application Specification

114-94090

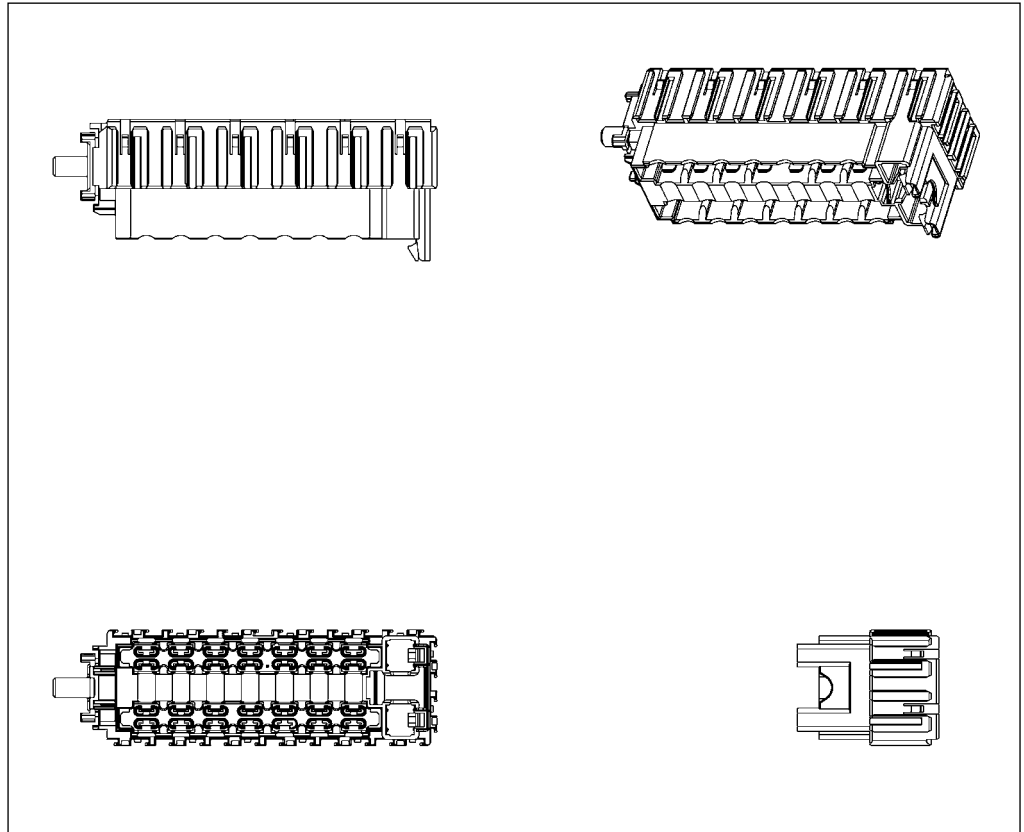
Order Informations

Screw M8 for B+ Connection
with wire up to 35mm²

14x Type A Fuse (J-Case)

Part Number 2141040-1

2x Spare Fuse places



Type A Fuse Module 14 Positions – Busbar Version

| Module P/N | Module Name | Product Dimensions L x W x H (mm) |
|------------|--|--------------------------------------|
| 2141040-1 | Type A Fuse Module (Busbar Version) | 155.55 x 47 x 57.3 |

Mating Cover see page 13
Part Number 2141039-1



Modules for Pre-Fuses

Type A Fuse Module, 14 Positions – Wire-by-Wire Version

Technical Features

Material

PA6

Product Specification

108-94263

Application Specification

114-94090

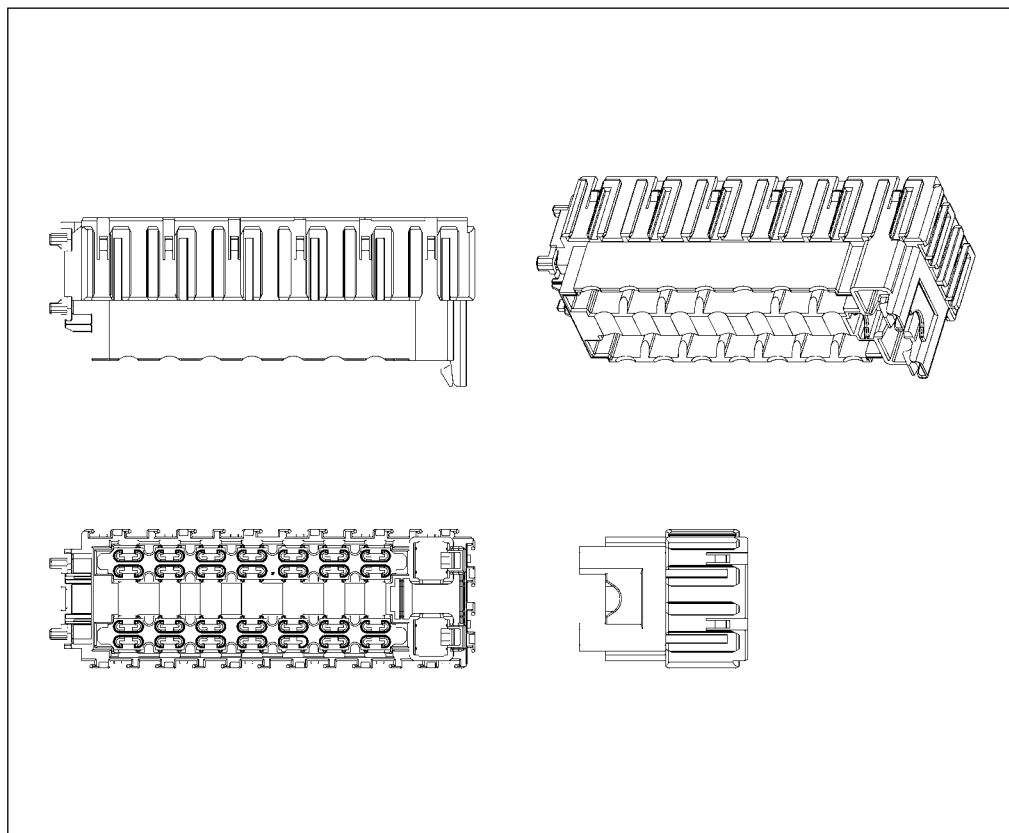
Order Informations

B+ Connection via
wire to busbar – Tab

14x Typ A Fuse (J-Case)

Part Number 2141040-2

2x Spare Fuse places



Type A Fuse Module 14 Positions – Wire by Wire Version

| Module P/N | Module Name | Product Dimensions L x W x H (mm) |
|------------|--------------------|--------------------------------------|
| 2141040-2 | Type A Fuse Module | 144.55 x 47 x 57.3 |

Suitable Terminals

| Terminal TE P/N | Description | Material | Plating | Wire Size (mm ²) |
|--------------------|-------------------------|----------|----------------|---------------------------------|
| 1670225-1 | 6.3 Busbar & Single Tab | – | Tin Hot Dipped | 4–6 |
| 963755-1 | 6.3 Single Tab | N/A | Pre-Tinned | 2.5-4 |

Modules for Pre-Fuses

Pre-Fuse – SF 30 – Module, 8 Positions

Technical Features

Material

PBT

Product Specification

108-94263

Application Specification

114-94090

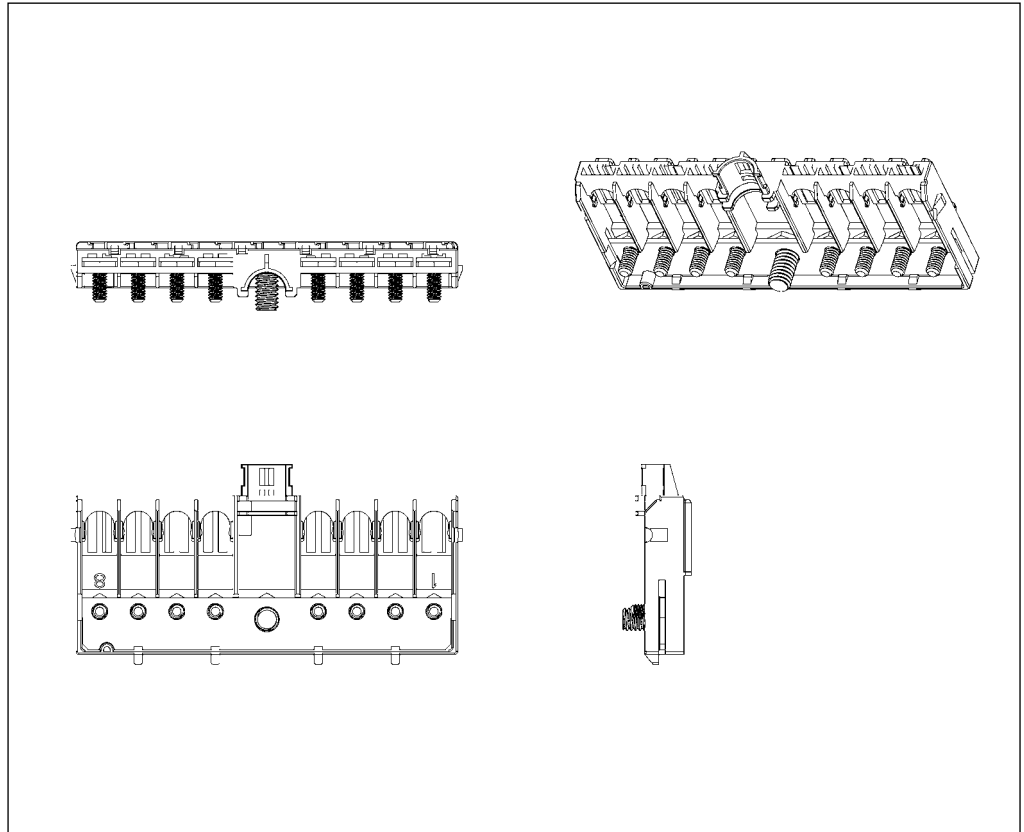
Order Informations

Screw M8 for B+ Connection
with wire up to 35mm²

Part Number 2141034-1

Used with 8 x M5 Bolt

Part Number 1534968-2



Pre-Fuse – SF30 – Module, 8 Positions

| Module P/N | Module Name | Product Dimensions L x W x H (mm) |
|------------|-----------------------|--------------------------------------|
| 2141034-1 | Pre-Fuse SF 30 Module | 137 x 70 x 24.1 |

Mating Cover see page 12
Part Number 2141033-1



Recommended Parts

Cover for Pre-Fuse Module – SF 30

Technical Features

Material

PP

Product Specification

108-94263

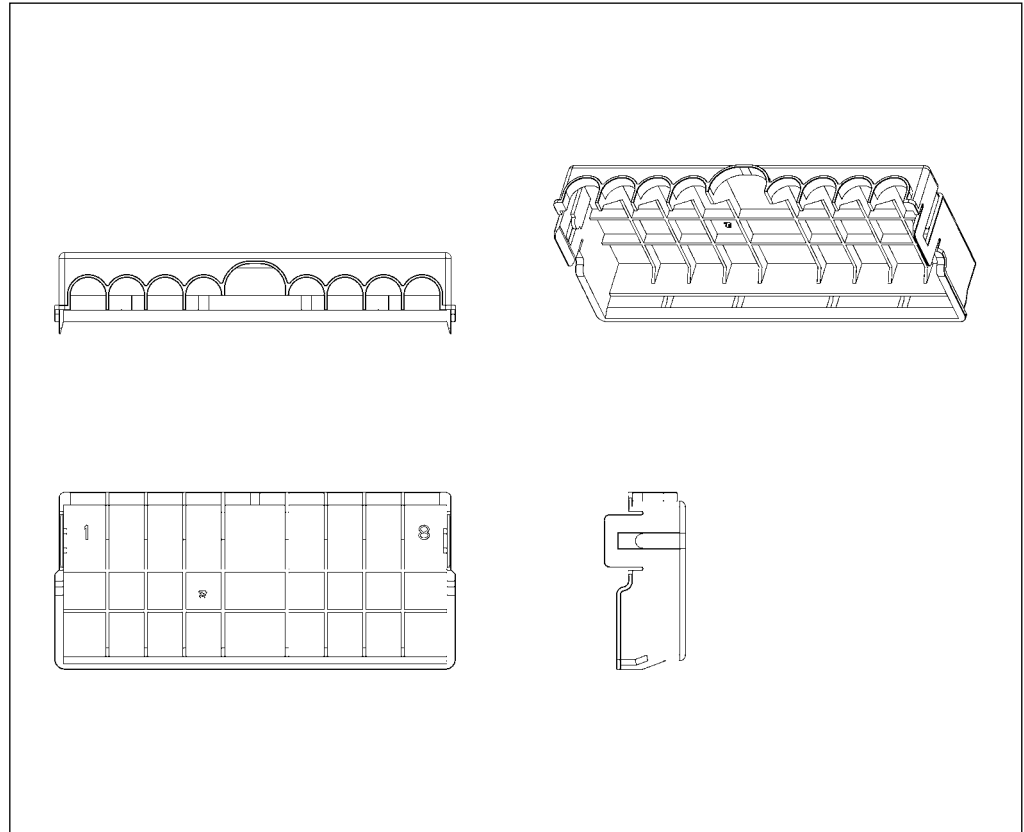
Application Specification

114-94090

Order Informations

Cover for Pre-Fuse Module

Part Number 2141033-1



Cover for Pre-Fuse Module – SF 30

| Module P/N | Module Name | Product Dimensions L x W x H (mm) |
|------------|----------------------------|--------------------------------------|
| 2141033-1 | Cover for SF30 Fuse Module | 140.4 x 62 x 28.5 |

Mating Module see page 11
Part Number 2141034-1



Recommended Parts

Cover for Fuse Module Type A

Technical Features

Material

PP

Product Specification

108-94263

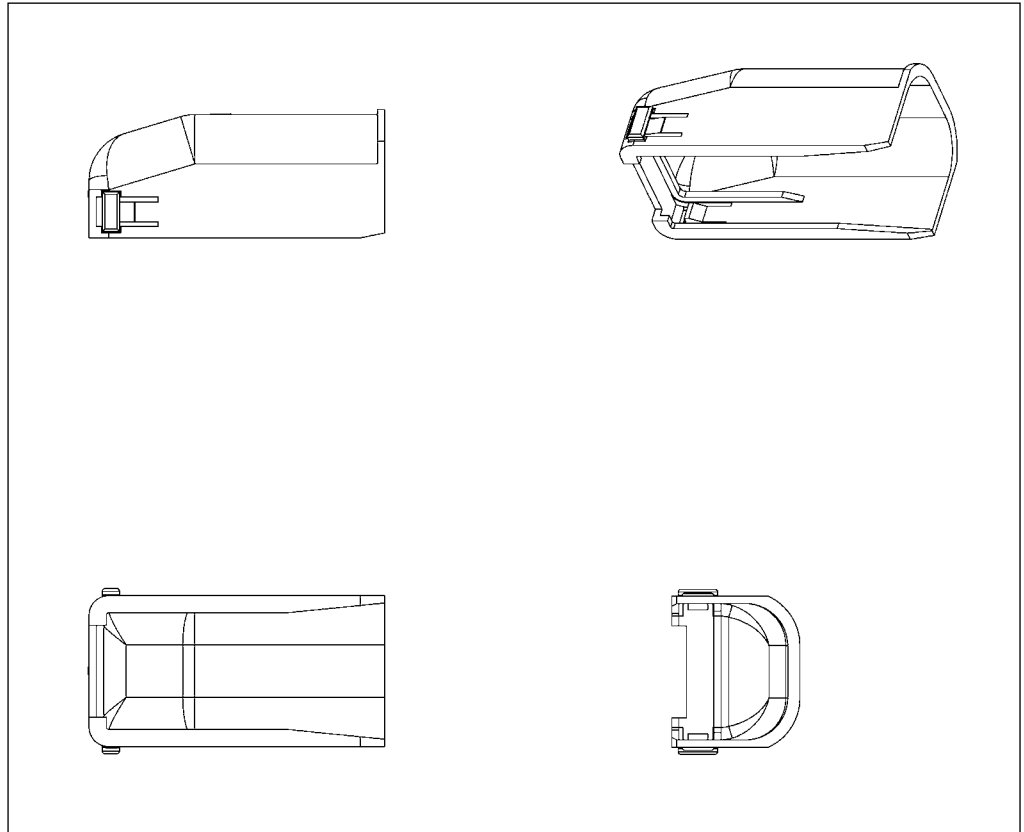
Application Specification

114-94090

Order Informations

Cover for B+ Protection

Part Number 2141039-1



Cover for Fuse Module Type A

| Module P/N | Module Name | Product Dimensions L x W x H (mm) |
|------------|---------------------------------|--------------------------------------|
| 2141039-1 | Cover for Type A Fuse Module | 60 x 33.4 x 26 |

Mating Module see page 9
Part Number 2141040-1



Bracket Module, 180°

Technical Features

Material

PBT

Product Specification

108-94263

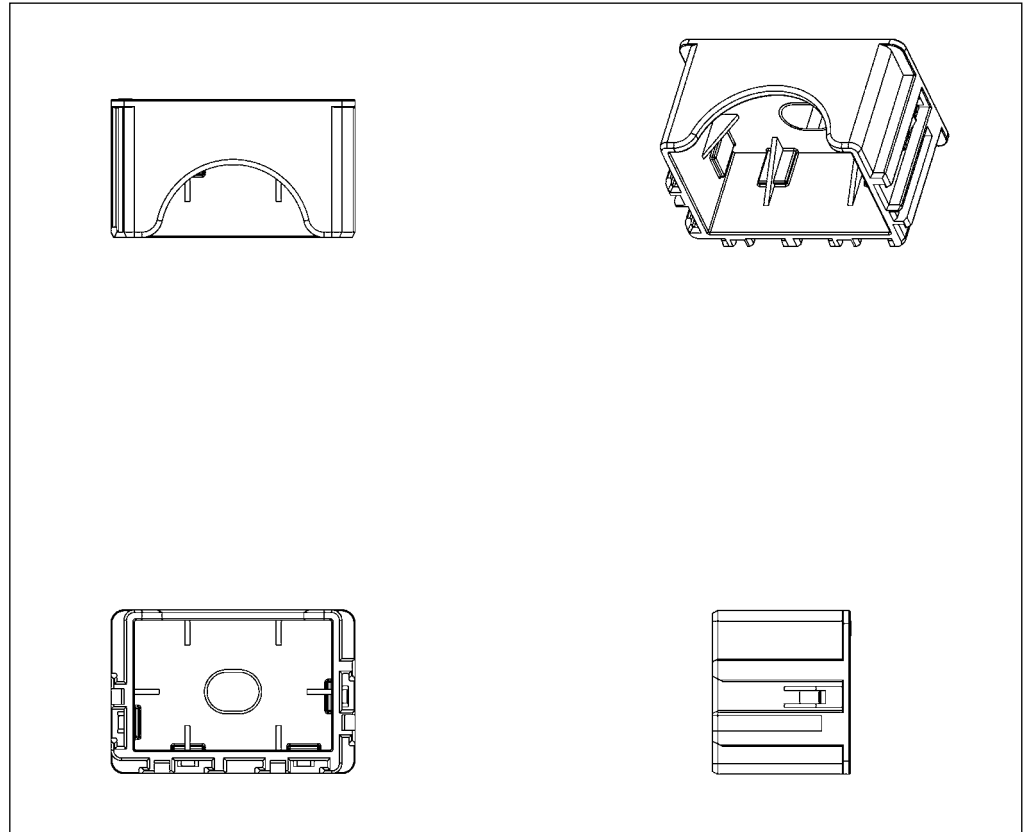
Application Specification

114-94090

Order Informations

Mounting Bracket for Screw M8

Part Number 2141031-1



Bracket Module, 180°

| Module P/N | Module Name | Product Dimensions L x W x H (mm) |
|------------|------------------------|--------------------------------------|
| 2141031-1 | Bracket Module 180° | 42 x 31.5 x 26.5 |

Bracket Module and Interface

Bracket Module, 90°

Technical Features

Material

PBT

Product Specification

108-94263

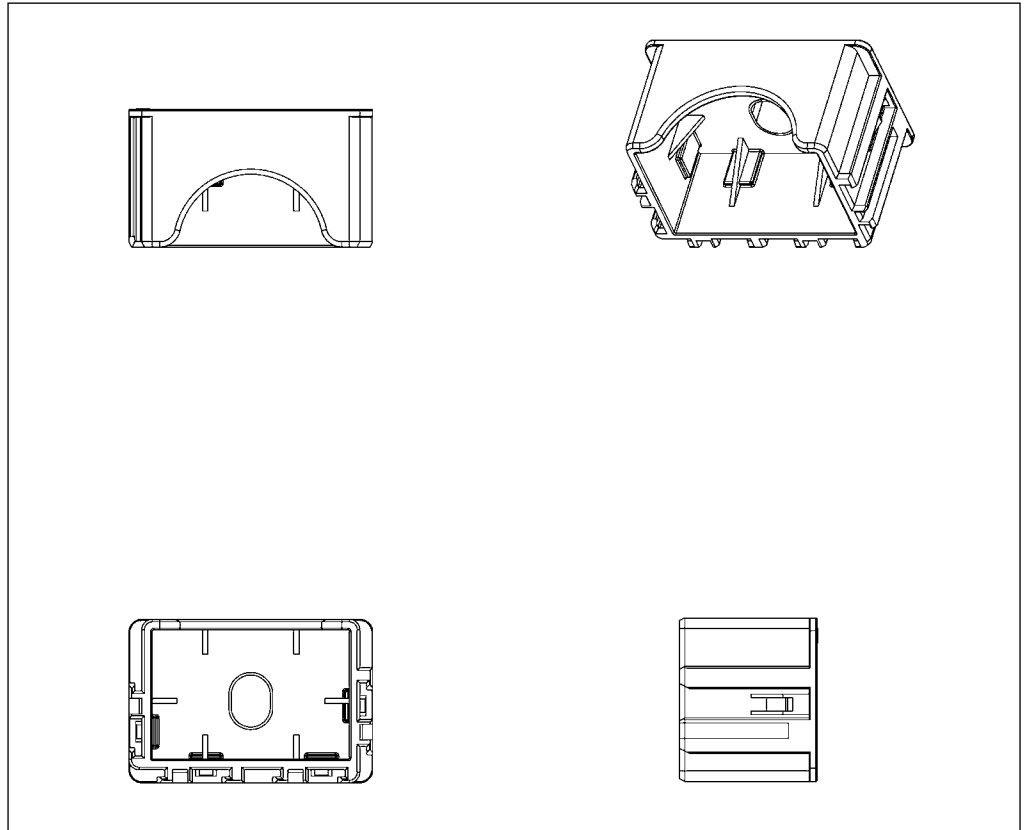
Application Specification

114-94090

Order Informations

Mounting Bracket for Screw M8

Part Number 2141031-2



Bracket Module, 90°

| Module P/N | Module Name | Product Dimensions L x W x H (mm) |
|------------|-----------------------|--------------------------------------|
| 2141031-2 | Bracket Module 90° | 47 x 31.5 x 26.55 |

**High Quality.
High Reliability.
High Volume.**



Application Tooling

M2000MC Automatic Insertion Machine

With the CE approved M2000MC automatic insertion machine for fuses and relays, TE Application Tooling provides a high-quality solution for high-volume production within the automotive industry.

The M2000MC automatically inserts mini fuses into a Junction Box (J/B) according to the programmed sequence, ensuring that the correct fuses are inserted in the correct location for consistent quality.

The machine reduces the number of operators required in the production process, increasing productivity in the factory, whereat the operator needs to ensure that the machine is supplied with junction boxes and fuses.

The M2000MC can also be optionally equipped with insertion force monitoring and insertion depth control.

Outstanding features deliver tangible benefits

- Dependable high-volume production
- Insertion depth checking by linear scale
- Insertion force monitoring – checking maximum force during insertion
- OCR of fuse before insertion to prevent wrong fuse insertion
- No stopping of production during supply to the bowl feeder
- Robot arm with ionizer that cleans inside the robot arm
- XY table positioning
- Up to 6 heads (fuse)

Machine specification

Layout

LxDxH = 1957.6 x 2584 x 1627.1mm (without tower lamp)
– dimensions may be altered following a technical meeting.

Machine weight

2,500 kg (inc. blow feeders)
– Changeable with various J/B design.

Electrical supply

AC 110 V, single phase, 50/60 Hz, 30 KVA – other specific requirements may be met.

Power consumption

2.1 kW

Air supply

4.5-7.0 kgf /cm²

Air consumption

600 l/min

Temperature and humidity

10~35° C, 30~70%

Noise level

< 75 dB(A)

Operating system

Windows XP Professional (Embedded POS-READY2009) Service pack3

PC specification (incl. accessories)

Intel Pentium(R) 2.6 GHz, 1GB RAMSSD hard disk drive by SATA (capacity: 120 GB) 17" LCD touch screen & equipped with keyboard, mouse, DVD ROM drive

Available languages

English and Korean

XY table speed

90 m/min

Device insertion speed (per point)

Various per component size and J/B design.

- Low profile mini fuse: 0.35~0.55 sec

- Relay: 0.8 ~ 1.0 sec

- SB fuse: 0.45~0.7 sec

Max. J/B size

250 x 250 mm – may be altered to meet specific customer requirements

XY positioning accuracy

+/- 0.01 mm

Insertion depth monitoring

available in 0.01 mm steps

Insertion force monitoring

available in 0.01 N steps

Cmk assessment data

>1.67 (X and Y axis)

Machine configuration

Stand-alone only.

Inline configuration is available on request.

Abbreviation Explanation

OCR: Optical character recognition. (Vision sensor checks color or characters on the components.)

SATA: Connection type between PC mother board and memory unit (CDRom or hard disk).

SB fuse: Slow Blow fuse (type of electric fuse)

Engineering Notes

A large grid of graph paper for engineering notes, consisting of a uniform pattern of small squares covering the majority of the page.

Numerical Index

| Part Number | Page | Part Number | Page | Part Number | Page |
|-------------|------|-------------|------|-------------|------|
| 1-1355833-1 | 7 | 880397-2 | 6 | | |
| 1-1355844-1 | 7 | 880398-1 | 6 | | |
| 1-1355849-1 | 4 | 880398-2 | 6 | | |
| 1-1355877-1 | 7 | 881572-3 | 6 | | |
| 1-1355880-1 | 7 | 9-1393303-7 | 5 | | |
| 1-1393304-1 | 5 | 963755-1 | 10 | | |
| 1-1904015-3 | 5 | | | | |
| 1-1904027-1 | 5 | | | | |
| 1-2141095-1 | 8 | | | | |
| 1393304-5 | 5 | | | | |
| 1534968-2 | 11 | | | | |
| 1670225-1 | 10 | | | | |
| 1904015-5 | 5 | | | | |
| 2-1904015-1 | 5 | | | | |
| 2-1904025-3 | 5 | | | | |
| 2-1904025-5 | 5 | | | | |
| 2-1904025-6 | 5 | | | | |
| 2141022-1 | 3 | | | | |
| 2141024-1 | 2 | | | | |
| 2141026-1 | 4 | | | | |
| 2141028-1 | 6, 8 | | | | |
| 2141029-1 | 7, 8 | | | | |
| 2141031-1 | 14 | | | | |
| 2141033-1 | 12 | | | | |
| 2141034-1 | 11 | | | | |
| 2141039-1 | 13 | | | | |
| 2141040-1 | 9 | | | | |
| 2141040-2 | 10 | | | | |
| 2208342-1 | 3 | | | | |
| 2208342-2 | 3 | | | | |
| 2208343-1 | 2, 4 | | | | |
| 2208343-2 | 3 | | | | |
| 2208343-3 | 2 | | | | |
| 3-1393292-8 | 5 | | | | |
| 3-1904027-2 | 5 | | | | |
| 5-1904014-1 | 5 | | | | |
| 6-1393292-2 | 5 | | | | |
| 6-1393292-3 | 5 | | | | |
| 6-1415008-2 | 5 | | | | |
| 8-1393292-9 | 5 | | | | |

Disclaimer, Trademarks

Disclaimer

While TE has made every reasonable effort to ensure the accuracy of the information in this catalog, TE does not guarantee that it is error-free, nor does TE make any other representation, warranty or guarantee that the information is accurate, correct, reliable or current. TE reserves the right to make any adjustments to the information contained herein at any time without notice..

TE expressly disclaims all implied warranties regarding the information contained herein, including, but not limited to, any implied warranties of merchantability or fitness for a particular purpose. The dimensions in this catalog are for reference purposes only and are subject to change without notice. Specifications are subject to change without notice. Consult TE for the latest dimensions and design specifications.

Trademarks

MFINITY, TE Connectivity and TE connectivity (logo) are trademarks.

Midi, Mini, J-Case, and ATO are trademarks of Littelfuse, Inc. Corporation.

Other product names, logos, and company names mentioned herein may be trademarks of their respective owners.

<http://www.te.com>

<http://www.te.com/automotive>
<http://relays.te.com>

<http://www.tooling.te.com/europe>
<http://www.tooling.china.com>

Copyright 2013 | Tyco Electronics AMP GmbH
a TE Connectivity Ltd. company
AMPèrestrasse 12-14
D - 64625 Bensheim
Germany

Americas

Argentina - Buenos Aires
(Chile, Colombia, Ecuador, Venezuela)
Phone: +54-11-4733-2202
Fax: +54-11-4733-2250

Brasil - São Paulo
Phone: +55-11-2103-6105
Fax: +55-11-2103-6204

Canada - Toronto
Phone: +1-905-475-6222
Fax: +1-905-474-5520
Product Information Center:
Phone: +1-905-470-4425
Fax: +1-905-474-5525

Mexico - Mexico City
Phone: +52-55-1106-0800
+01-800-733-8926
Fax: +52-55-1106-0910

United States
Harrisburg, PA
Phone: +1-717-564-0100
Fax: +1-717-986-7575
Product Information Center:
Phone: +1-800-522-6752
Fax: +1-717-986-7575

For South American Countries not shown
Phone: +54-11-4733-2015
Fax: +54-11-4733-2083

Asia/Pacific

Australia - Sydney
Phone: +61-2-9554-2600
Fax: +61-2-9502-2556
Product Information Center:
Phone: +61-2-9840-8200
Fax: +61-2-9634-6188

Indonesia - Jakarta
Phone: +62-21-2929-3800
Fax: +62-21-2929-3899

Japan - Kawasaki, Kanagawa
Phone: +81-44-844-8111
Fax: +81-44-812-3207

Korea - Seoul
Phone: +82-2-3415-4500
Fax: +82-2-3486-3810

Malaysia - Kuala Lumpur
Phone: +60-3-7806-7688
Fax: +60-3-7805-3066

New Zealand - Auckland
Phone: +64-9-634-4580
Fax: +64-9-634-4586

Philippines - Makati City
Phone: +632-988-9400
Fax: +632-659-7737

People's Republic of China
Hong Kong
Phone: +852-2738-8731
Fax: +852-2735-0243

Shanghai
Phone: +86-21-3398-0000
Fax: +86-21-3398-1999

Singapore - Singapore
Phone: +65-6482-0311
Fax: +65-6482-1012

Taiwan - Taipei
Phone: +886-2-8768-2788
Fax: +886-2-8768-2268

Thailand - Bangkok
Phone: +66-2-834-6200
Fax: +66-2-937-1820

Vietnam - Ho Chi Minh City
Phone: +84-8-3823-8473
Fax: +84-8-3823-8533

Europe/Middle East/Africa

Austria - Vienna
Phone: +43-1-905-60-0
Fax: +43-1-905-60-1333
Product Information Center:
Phone: +43-1-905-60-1228
Fax: +43-1-905-60-1333

Belarus - Minsk
Phone: +375-17-237-47-94
Fax: +375-17-237-47-94
Product Information Center:
Phone: +7-495-790-7902
Fax: +7-495-721-1893

Bulgaria - Sofia
Phone: +359-2-971-2152
Fax: +359-2-971-2153

Czech Republic and Slovakia
Czech Republic - Kurim, Brno
Phone: +420-541-162-108
Fax: +420-541-162-104
Product Information Center:
Phone: +420-541-162-113
Fax: +420-541-162-104

Denmark - Glostrup
Phone: +45-43-48-04-00
Fax: +46-8-50-72-50-01
Product Information Center:
Phone: +46-8-50-72-50-00

Egypt - Cairo
Phone: +20-2-24192334
Fax: +20-2-24177647

Estonia - Tartu
Phone: +372-5138-274
Fax: +372-7400-779

Finland - Helsinki
Phone: +358-95-12-34-20
Fax: +46-8-50-72-50-01
Product Information Center:
Phone: +46-8-50-72-50-00

France - Cergy-Pontoise Cedex
Phone: +33-1-3420-8888
Fax: +33-1-3420-8800
Product Information Center:
Phone: +33-1-3420-8886
Fax: +33-1-3420-8624

France Export Divisions -
Cergy-Pontoise Cedex
Phone: +33-1-3420-8866
Fax: +33-1-3420-8300

Germany - Bensheim
(Switzerland)
Phone: +49-6251-133-0
Fax: +49-6251-133-1600
Product Information Center:
Phone: +49-6251-133-1999
Fax: +49-6251-133-1988

Hungary - Budapest
Phone: +36-1-289-1000
Fax: +36-1-289-1010
Product Information Center:
Phone: +36-809-874-04
(toll free)

India - Bangalore
Phone: +91-080-2854-0800
Fax: +91-080-2854-0820/21

Italy - Collegno (Torino)
Phone: +39-011-4012-111
Fax: +39-011-4031-116
Product Information Center:
Phone: +39-011-4012-632
Fax: +39-011-4028-7632

Lithuania and Latvia
Lithuania - Vilnius
Phone: +370-5-213-1402
Fax: +370-5-213-1403

Morocco - Tangier
Phone: +212-5-31-06-2700
Fax: +212-5-31-06-2728

Netherlands - 's-Hertogenbosch
(Belgium, Luxemburg)
Phone: +31-73-6246-246
Fax: +31-73-6212-365
Product Information Center:
Phone: +31-73-6246-999
Fax: +31-73-6246-998

Norway - Nesbru
Phone: +47-66-77-88-50
Fax: +46-8-50-72-50-01
Product Information Center:
Phone: +46-8-50-72-50-00

Poland - Warsaw
Phone: +48-22-4576-700
Fax: +48-22-4576-720

Romania - Bucharest
Phone: +40-21-311-3479/3596
Fax: +40-21-312-0574

Russia - Moscow
Phone: +7-495-790-7902
Fax: +7-495-721-1893
Product Information Center:
Phone: +7-495-790-7902
Fax: +7-495-721-1893

Nizhniy Novgorod
Phone: +7-831-220-33-05/-06
Fax: +7-831-220-33-39/-40

Slovenia - Ljubljana
Phone: +386-1561-3270
Fax: +386-1561-3240

South Africa - Port Elizabeth
Phone: +27-41-503-4500
Fax: +27-41-581-0440

Spain - Barcelona
Phone: +34-93-291-0300
Fax: +34-93-564-4819
Product Information Center:
Phone: +34-93-291-0366
Fax: +34-93-209-1030

Sweden - Upplands Väsby
Phone: +46-8-50-72-50-00
Fax: +46-8-50-72-50-01
Product Information Center:
Phone: +46-8-50-72-50-00

Turkey - Istanbul
Phone: +90-212-339-9200
Fax: +90-212-339-9202

Ukraine - Kiev
Phone: +380-44-206-2265
Fax: +380-44-206-2264
Product Information Center:
Phone: +380-44-206-2265
Fax: +380-44-206-2264

United Kingdom and Ireland - Swindon
Phone: +44-8706-080208
Fax: +44-208-954-6234
Product Information Center:
Phone: +44-800-267-666



Tyco Electronics AMP GmbH
a TE Connectivity Ltd. company
AMPèrestrasse 12-14
64625 Bensheim | Germany
Phone: +49 (0)6251 133-0
Fax: +49 (0)6251 133-1600

Tyco Electronics AMP GmbH certified
acc. ISO 14001 and ISO/TS 16949:2002

© 2013 Tyco Electronics AMP GmbH
1654328-1 | Issued 11-2013 | 3M · ST



AUTOMOTIVE

Данный компонент на территории Российской Федерации

Вы можете приобрести в компании MosChip.

Для оперативного оформления запроса Вам необходимо перейти по данной ссылке:

<http://moschip.ru/get-element>

Вы можете разместить у нас заказ для любого Вашего проекта, будь то серийное производство или разработка единичного прибора.

В нашем ассортименте представлены ведущие мировые производители активных и пассивных электронных компонентов.

Нашей специализацией является поставка электронной компонентной базы двойного назначения, продукции таких производителей как XILINX, Intel (ex.ALTERA), Vicor, Microchip, Texas Instruments, Analog Devices, Mini-Circuits, Amphenol, Glenair.

Сотрудничество с глобальными дистрибьюторами электронных компонентов, предоставляет возможность заказывать и получать с международных складов практически любой перечень компонентов в оптимальные для Вас сроки.

На всех этапах разработки и производства наши партнеры могут получить квалифицированную поддержку опытных инженеров.

Система менеджмента качества компании отвечает требованиям в соответствии с ГОСТ Р ИСО 9001, ГОСТ РВ 0015-002 и ЭС РД 009

Офис по работе с юридическими лицами:

105318, г.Москва, ул.Щербаковская д.3, офис 1107, 1118, ДЦ «Щербаковский»

Телефон: +7 495 668-12-70 (многоканальный)

Факс: +7 495 668-12-70 (доб.304)

E-mail: info@moschip.ru

Skype отдела продаж:

moschip.ru

moschip.ru_4

moschip.ru_6

moschip.ru_9