

# Precision Top Port SiSonic™ Microphone


The SPW0442HR5H-1 is a miniature, high-performance, low power, top port silicon microphone. Using Knowles' proven high-performance SiSonic™ MEMS technology, the SPW0442HR5H-1 consists of an acoustic sensor, a low noise input buffer, and an output amplifier. These devices are suitable for applications such as cellphones, smart phones, laptop computers, sensors, digital still cameras, portable music recorders, and other portable electronic devices where excellent wideband audio performance and RF immunity are required.

## Product Features

- Matched Sensitivity
- Small Package
- Low Current
- MaxRF Protection
- Top Ported Design
- Ultra-Stable Performance
- Standard SMD Reflow
- Omnidirectional

## Typical Applications

- Portable electronics
- Cellphones
- Laptop Computers
- Tablets
- Digital Still Cameras
- Portable Music Recorders



# Absolute Maximum Ratings

Table 1: Absolute Maximum Ratings

Parameter	Absolute Maximum Rating	Units
Vdd to Ground	-0.5, +5.0	V
OUTPUT to Ground	-0.3, Vdd+0.3	V
Input Current to any pin	±5	mA
Temperature	-40 to +100	°C

Stresses exceeding these “Absolute Maximum Ratings” may cause permanent damage to the device. These are stress ratings only. Functional operation at these or any other conditions beyond those indicated under “Acoustic & Electrical Specifications” is not implied. Exposure beyond those indicated under “Acoustic & Electrical Specifications” for extended periods may affect device reliability.

# Acoustic & Electrical Specifications

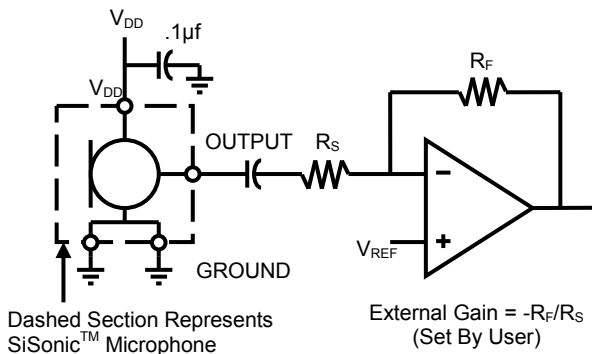
Table 2: Normal Mode Microphone Specifications

Test Conditions: 23 ±2°C, 55±20% R.H., Vdd(min) < Vdd < Vdd(max), no load, unless otherwise indicated

Parameter	Symbol	Conditions	Min	Typ	Max	Units
Supply Voltage	Vdd		1.5	-	3.6	V
Supply Current	Idd	Vdd = 1.8V	-	130	165	µA
Supply Current <sup>1</sup>	Idd	Vdd = 3.6V	-	150	185	µA
Sensitivity <sup>1</sup>	S	94 dB SPL @ 1 kHz	-43	-42	-41	dBV/Pa
Signal to Noise Ratio	SNR	94 dB SPL @ 1 kHz, A-weighted	-	59	-	dB(A)
Total Harmonic Distortion	THD	94 dB SPL @ 1 kHz, S = Typ, Rload > 3kΩ	-	0.15	0.25	%
Acoustic Overload Point	AOP	10% THD @ 1 kHz, S = Typ, Vdd = 3.6V, Rload > 3kΩ	128	130	-	dB SPL
Power Supply Rejection Ratio	PSRR	200 mVpp sine wave 50-20kHz @1kHz, Vdd = 1.8V	-	66	-	dB
Power Supply Rejection	PSR	100 mVpp square wave	-	-100	-	dBV(A)
DC Output		Vdd = 1.5V	-	1.3	-	V
Output Impedance	Zout	@ 1 kHz	-	-	500	Ω
Directivity			Omnidirectional			
Polarity		Increasing sound pressure	Decreasing output voltage			

<sup>1</sup> 100% tested.

# Application Notes



Notes: All Ground pins must be connected to ground.

Capacitors near the microphone should not contain Class 2 dielectrics due to their piezoelectric effects.

Detailed information on acoustic, mechanical, and system integration can be found in the latest SiSonic™ Design Guide application note.

Figure 1: Typical Application Circuit

# Performance Curves

Test Conditions: Vdd=1.8V, no load, unless otherwise indicated

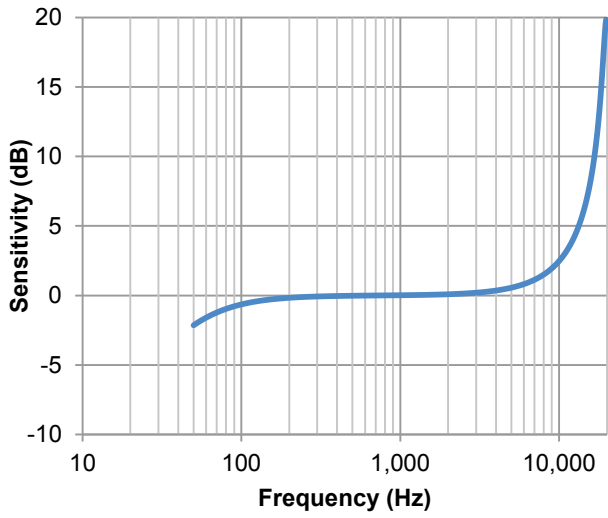


Figure 2: Typical Free Field Response Normalized to 1 kHz

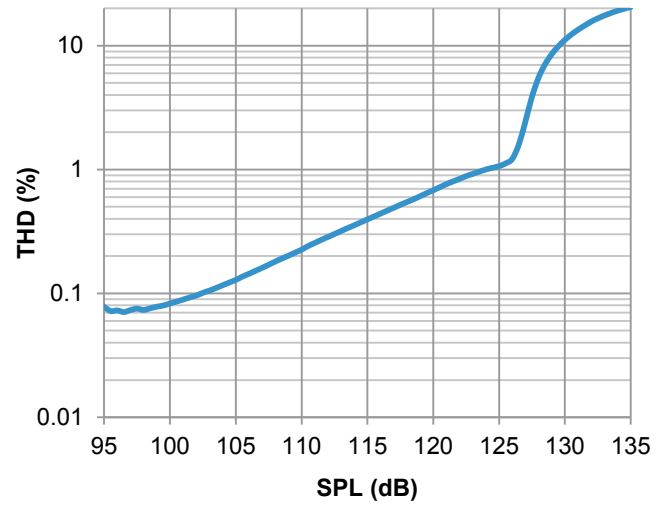


Figure 4: Typical THD vs SPL

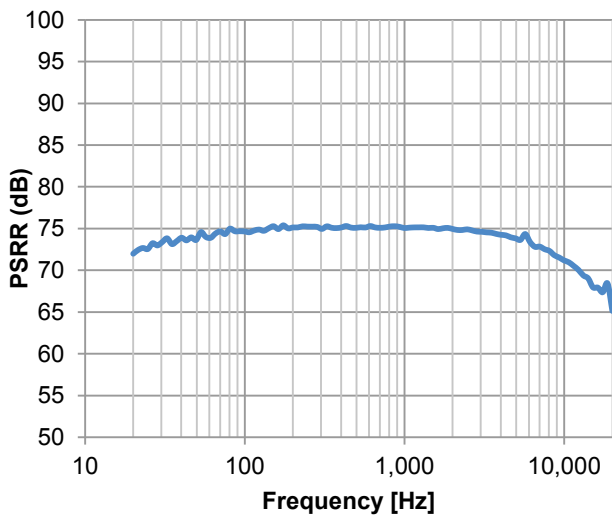


Figure 3: Typical PSRR

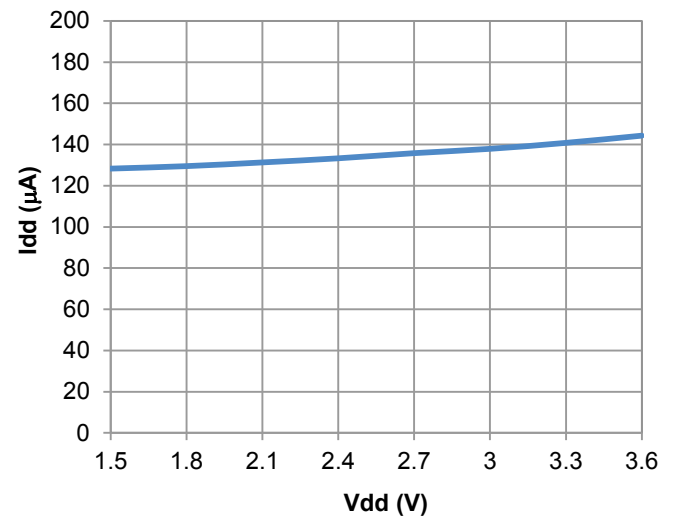
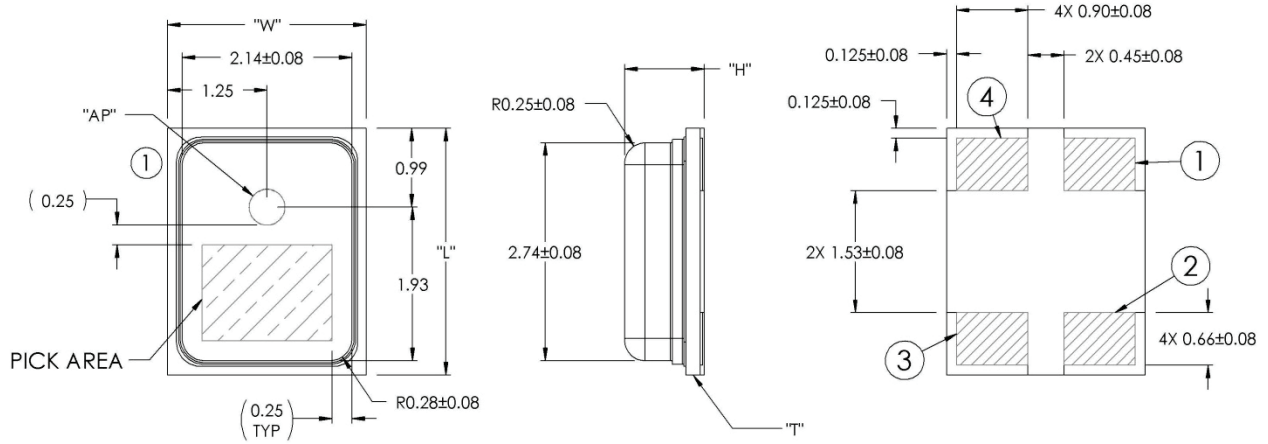


Figure 5: Typical Idd vs Vdd

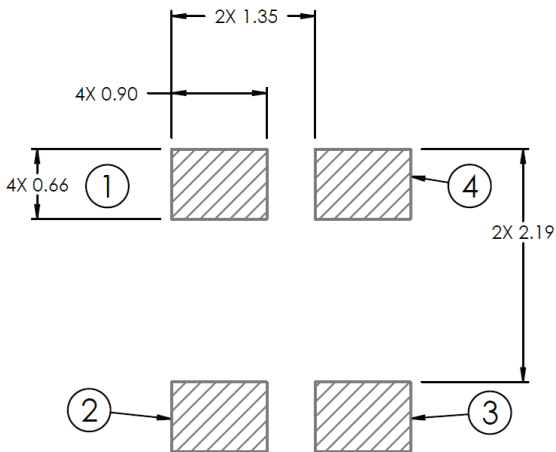
# Mechanical Specifications



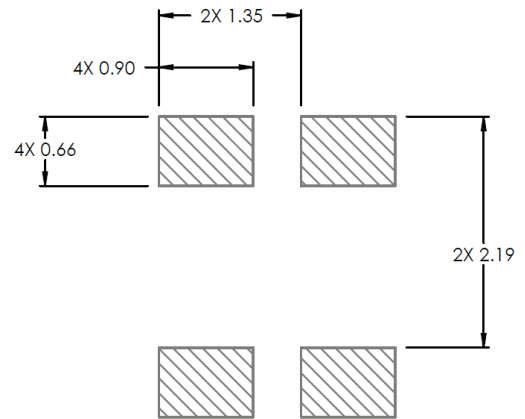
Item	Dimension	Tolerance
Length (L)	3.10	±0.10
Width (W)	2.50	±0.10
Height (H)	1.00	±0.10
Acoustic Port (AP)	Ø0.45	±0.05
PCB Thickness (T)	0.28	+0.05 -0.03

Pin #	Pin Name	Type	Description
1	OUTPUT	Signal	Output Signal
2	GROUND	Power	Ground
3	GROUND	Power	Ground
4	Vdd	Power	Power Supply

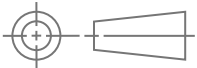
## Example Land Pattern



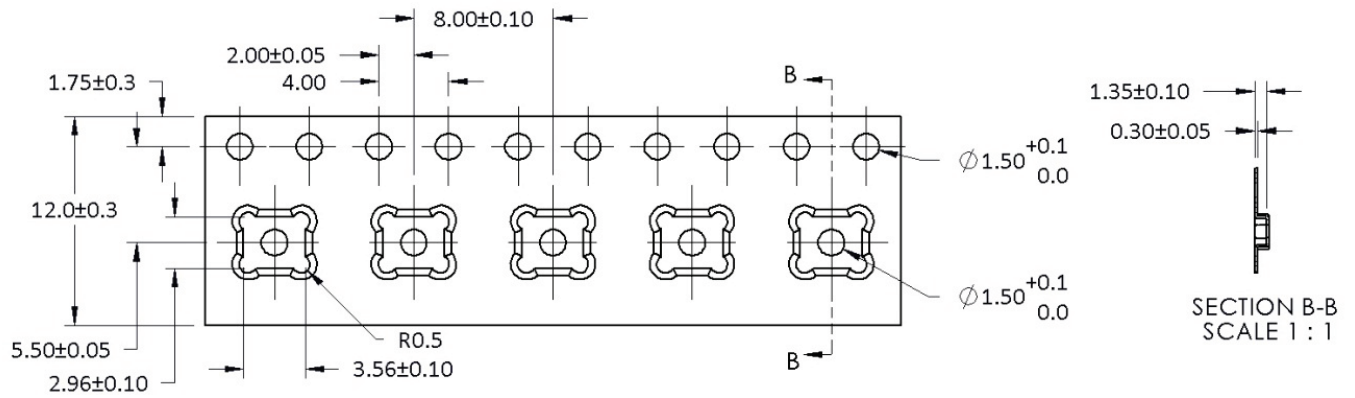
## Example Solder Stencil Pattern



Notes: Pick Area only extends to 0.25 mm of any edge or hole unless otherwise specified.  
 Dimensions are in millimeters unless otherwise specified.  
 Tolerance is ±0.15mm unless otherwise specified  
 Detailed information on AP size considerations can be found in the latest *SiSonic™ Design Guide* application note.  
 Further optimizations based on application should be performed.



## Packaging & Marking Detail



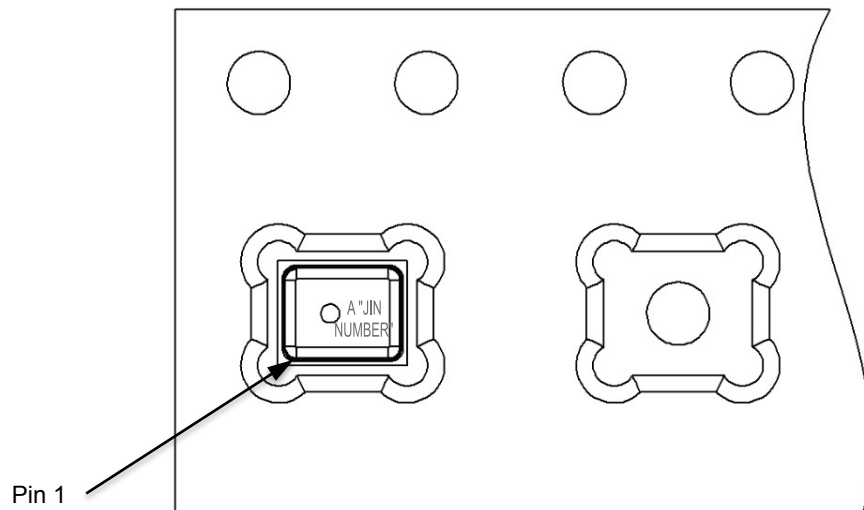
Model Number	Suffix	Reel Diameter	Quantity Per Reel
SPW0442HR5H-1	-7	13"	5,700

### Alpha Character A:

- "S": Knowles SiSonic™ Production
- "E": Knowles Engineering Samples
- "P": Knowles Prototype Samples

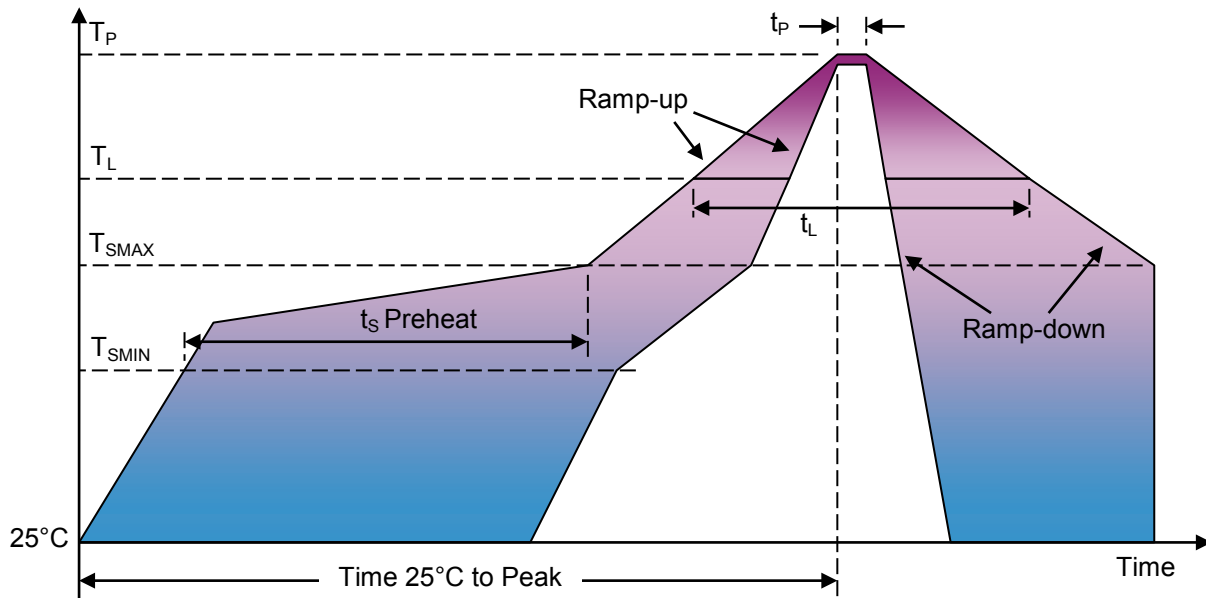
### "JIN Number":

Unique Job Identification Number  
For product traceability



- Notes:
- Dimensions are in millimeters unless otherwise specified.
  - Vacuum pickup only in the pick area indicated in Mechanical Specifications.
  - Tape & reel per EIA-481 Rev C.
  - Labels applied directly to reel and external package.
  - Shelf life: Twelve (12) months when devices are to be stored in factory supplied, unopened ESD moisture sensitive bag under maximum environmental conditions of 30°C, 70% R.H.

## Recommended Reflow Profile



Profile Feature	Pb-Free
Average Ramp-up rate ( $T_{SMAX}$ to $T_P$ )	3°C/second max.
Preheat <ul style="list-style-type: none"> <li>Temperature Min (<math>T_{SMIN}</math>)</li> <li>Temperature Max (<math>T_{SMAX}</math>)</li> <li>Time (<math>T_{SMIN}</math> to <math>T_{SMAX}</math>) (<math>t_s</math>)</li> </ul>	150°C 200°C 60-180 seconds
Time maintained above: <ul style="list-style-type: none"> <li>Temperature (<math>T_L</math>)</li> <li>Time (<math>t_L</math>)</li> </ul>	217°C 60-150 seconds
Peak Temperature ( $T_P$ )	260°C
Time within 5°C of actual Peak Temperature ( $t_p$ )	20-40 seconds
Ramp-down rate ( $T_P$ to $T_{SMAX}$ )	6°C/second max
Time 25°C to Peak Temperature	8 minutes max

Notes: Based on IPC/JDEC J-STD-020 Revision C.  
All temperatures refer to topside of the package, measured on the package body surface

## Additional Notes

- (A) MSL (moisture sensitivity level) Class 1.
- (B) Maximum of 3 reflow cycles is recommended.
- (C) In order to minimize device damage:
  - Do not board wash or clean after the reflow process.
  - Do not brush board with or without solvents after the reflow process.
  - Do not directly expose to ultrasonic processing, welding, or cleaning.
  - Do not insert any object in port hole of device at any time.
  - Do not apply over 30 psi of air pressure into the port hole.
  - Do not pull a vacuum over port hole of the microphone.
  - Do not apply a vacuum when repacking into sealed bags at a rate faster than 0.5 atm/sec.

## Materials Statement

Meets the requirements of the European RoHS directive 2011/65/EC as amended.

Meets the requirements of the industry standard IEC 61249-2-21:2003 for halogenated substances and Knowles Green Materials Standards Policy section on Halogen-Free.

Product is Beryllium Free according to limits specified on the Knowles Hazardous Material List (HSL for Products).

Ozone depleting substances are not used in the product or the processes used to make the product, including compounds listed in Annex A, B, and C of the "Montreal Protocol on Substances That Deplete the Ozone Layer."

## Reliability Specifications

Test	Description
Thermal Shock	100 cycles of air-air thermal shock from -40°C to +125°C with 15 minute soaks (IEC 68-2-4)
High Temperature Storage	+105°C environment for 1,000 hours (IEC 68-2-2 Test Ba)
Low Temperature Storage	-40°C environment for 1,000 hours (IEC 68-2-1 Test Aa)
High Temperature Bias	+105°C environment while under bias for 1,000 hours (IEC 68-2-2 Test Ba)
Low Temperature Bias	-40°C environment while under bias for 1,000 hours (IEC 68-2-1 Test Aa)
Temperature/Humidity Bias	+85°C/85% R.H. environment while under bias for 1,000 hours (JESD22-A101A-B)
Vibration	12 minutes in each X, Y, Z axis from 20 to 2,000 Hz with peak acceleration of 20 G (MIL 883E, Method 2007.2,A)
ESD-HBM	3 discharges of ±2kV direct contact to I/O pins (MIL 883E, Method 3015.7)
ESD-HBM (LID/GND)	3 discharges of ±8kV direct contact to lid while unit is grounded (MIL 883E, Method 3015.7)
ESD-MM	3 discharges of ±200V direct contact to IO pins (ESD STM5.2)
Reflow	5 reflow cycles with peak temperature of +260°C
Mechanical Shock	3 pulses of 10,000 G in each of the ±X, ±Y, and ±Z directions (IEC 68-2-27 Test Ea)

Notes: After 3 reflow cycles, the sensitivity of the microphones shall not deviate more than 1 dB from its initial value.

## Specification Revisions

Revision	Specification Changes	Date
A	Initial Release (ECR 15-421)	10/8/2015
B	Updated Tolerances, landing pattern, and stencil (ECR 15-489)	11/17/2015
C	Added max Idd@1.8V; corrected PCB thickness and tolerance. (ECR 16-570)	1/6/2016
D	Updated AOP, added packaging resistivity, clarify T&R compliance, update Materials Statement (ECR 16-593)	1/26/2016
E	Updated carrier tape (ECR 17-1385)	1/12/2017

Information contained herein is subject to change without notice. It may be used by a party at their own discretion and risk. We do not guarantee any results or assume any liability in connection with its use. This publication is not to be taken as a license to operate under any existing patents.

**Model/Reference Number:**

Datasheet SPW0442HR5H-1 Rev E

© Copyright 2017 Knowles

Phone: (630) 250-5100

Fax: (630) 250-0575

sales@knowles.com

**Knowles**

**1151 Maplewood Drive**

**Itasca, Illinois 60143**



## Данный компонент на территории Российской Федерации

### Вы можете приобрести в компании MosChip.

Для оперативного оформления запроса Вам необходимо перейти по данной ссылке:

<http://moschip.ru/get-element>

Вы можете разместить у нас заказ для любого Вашего проекта, будь то серийное производство или разработка единичного прибора.

В нашем ассортименте представлены ведущие мировые производители активных и пассивных электронных компонентов.

Нашей специализацией является поставка электронной компонентной базы двойного назначения, продукции таких производителей как XILINX, Intel (ex.ALTERA), Vicor, Microchip, Texas Instruments, Analog Devices, Mini-Circuits, Amphenol, Glenair.

Сотрудничество с глобальными дистрибьюторами электронных компонентов, предоставляет возможность заказывать и получать с международных складов практически любой перечень компонентов в оптимальные для Вас сроки.

На всех этапах разработки и производства наши партнеры могут получить квалифицированную поддержку опытных инженеров.

Система менеджмента качества компании отвечает требованиям в соответствии с ГОСТ Р ИСО 9001, ГОСТ РВ 0015-002 и ЭС РД 009

### Офис по работе с юридическими лицами:

105318, г.Москва, ул.Щербаковская д.3, офис 1107, 1118, ДЦ «Щербаковский»

Телефон: +7 495 668-12-70 (многоканальный)

Факс: +7 495 668-12-70 (доб.304)

E-mail: [info@moschip.ru](mailto:info@moschip.ru)

Skype отдела продаж:

moschip.ru

moschip.ru\_4

moschip.ru\_6

moschip.ru\_9