

# Type 380LX / 382LX 85 °C High Capacitance, Snap-In Aluminum

2, 4 and 5 pin styles available



The excellent value of Type 380L/LX capacitors finds application in switching power supply input and output circuits and even motor drives where the high surface area of multiple units in parallel approaches the ripple capability of our Type 520C computer-grade capacitor. Type 380LX delivers more capacitance per can size while Type 380L available in the largest case sizes gives lower ESR for the same capacitance. Types 382L and 382LX give the choice of 4 or 5 leads for stable, reverse proof mounting.

## Highlights

- Latest available ratings, worldwide
- Top performance in power supplies and motor drives
- Big selection of 46 case sizes
- 2, 4 and 5 leads available

## Specifications

| Temperature Range               | -40 °C to +85 °C ≤ 250 Vdc<br>-25 °C to +85 °C ≥ 315 Vdc   |       |        |         |       |             |     |     |     |     |  |       |       |        |         |       |             |             |      |      |      |      |      |      |              |      |      |      |      |      |      |
|---------------------------------|--|-------|--------|---------|-------|-------------|-----|-----|-----|-----|--|-------|-------|--------|---------|-------|-------------|-------------|------|------|------|------|------|------|--------------|------|------|------|------|------|------|
| Rated Voltage Range             | 16 Vdc to 500 Vdc  |       |        |         |       |             |     |     |     |     |  |       |       |        |         |       |             |             |      |      |      |      |      |      |              |      |      |      |      |      |      |
| Capacitance Range               | 33 µF to 270,000 µF  |       |        |         |       |             |     |     |     |     |  |       |       |        |         |       |             |             |      |      |      |      |      |      |              |      |      |      |      |      |      |
| Capacitance Tolerance           | ± 20%  |       |        |         |       |             |     |     |     |     |  |       |       |        |         |       |             |             |      |      |      |      |      |      |              |      |      |      |      |      |      |
| Leakage Current                 | ≤ 3√CV µA at 5 min   |       |        |         |       |             |     |     |     |     |  |       |       |        |         |       |             |             |      |      |      |      |      |      |              |      |      |      |      |      |      |
| Ripple Current Multipliers      | Ambient Temperature<br><table border="1"> <thead> <tr> <th>45 °C</th> <th>60 °C</th> <th>70 °C</th> <th>85 °C</th> </tr> </thead> <tbody> <tr> <td>1.5</td> <td>1.4</td> <td>1.3</td> <td>1.0</td> </tr> </tbody> </table> Frequency<br><table border="1"> <thead> <tr> <th></th> <th>50 Hz</th> <th>60 Hz</th> <th>120 Hz</th> <th>500 kHz</th> <th>1 kHz</th> <th>10 kHz &amp; Up</th> </tr> </thead> <tbody> <tr> <td>16 - 100 WV</td> <td>0.93</td> <td>0.95</td> <td>1.00</td> <td>1.05</td> <td>1.08</td> <td>1.15</td> </tr> <tr> <td>160 - 450 WV</td> <td>0.75</td> <td>0.80</td> <td>1.00</td> <td>1.20</td> <td>1.25</td> <td>1.40</td> </tr> </tbody> </table> |       | 45 °C  | 60 °C   | 70 °C | 85 °C       | 1.5 | 1.4 | 1.3 | 1.0 |  | 50 Hz | 60 Hz | 120 Hz | 500 kHz | 1 kHz | 10 kHz & Up | 16 - 100 WV | 0.93 | 0.95 | 1.00 | 1.05 | 1.08 | 1.15 | 160 - 450 WV | 0.75 | 0.80 | 1.00 | 1.20 | 1.25 | 1.40 |
| 45 °C                           | 60 °C  | 70 °C | 85 °C  |         |       |             |     |     |     |     |  |       |       |        |         |       |             |             |      |      |      |      |      |      |              |      |      |      |      |      |      |
| 1.5                             | 1.4  | 1.3   | 1.0    |         |       |             |     |     |     |     |  |       |       |        |         |       |             |             |      |      |      |      |      |      |              |      |      |      |      |      |      |
|                                 | 50 Hz  | 60 Hz | 120 Hz | 500 kHz | 1 kHz | 10 kHz & Up |     |     |     |     |  |       |       |        |         |       |             |             |      |      |      |      |      |      |              |      |      |      |      |      |      |
| 16 - 100 WV                     | 0.93   | 0.95  | 1.00   | 1.05    | 1.08  | 1.15        |     |     |     |     |  |       |       |        |         |       |             |             |      |      |      |      |      |      |              |      |      |      |      |      |      |
| 160 - 450 WV                    | 0.75   | 0.80  | 1.00   | 1.20    | 1.25  | 1.40        |     |     |     |     |  |       |       |        |         |       |             |             |      |      |      |      |      |      |              |      |      |      |      |      |      |
| Low Temperature Characteristics | Impedance ratio: $Z_{-20°C} / Z_{+25°C}$<br>≤ 8 (16–50 Vdc)<br>≤ 4 (63–100 Vdc)<br>≤ 3 (150–500 Vdc)   |       |        |         |       |             |     |     |     |     |  |       |       |        |         |       |             |             |      |      |      |      |      |      |              |      |      |      |      |      |      |
| Endurance Life Test             | 3,000 h @ full load at +85 °C<br>Δ Capacitance ±20%<br>ESR 200% of limit<br>DCL 100% of limit  |       |        |         |       |             |     |     |     |     |  |       |       |        |         |       |             |             |      |      |      |      |      |      |              |      |      |      |      |      |      |
| Shelf Life Test                 | 1,000 h @ 85 °C<br>Δ Capacitance ±20%<br>ESR 200% of limit<br>DCL 100% of limit  |       |        |         |       |             |     |     |     |     |  |       |       |        |         |       |             |             |      |      |      |      |      |      |              |      |      |      |      |      |      |
| Vibration                       | 10 to 55 Hz, 0.06" and 10 g max, 2 h in each plane   |       |        |         |       |             |     |     |     |     |  |       |       |        |         |       |             |             |      |      |      |      |      |      |              |      |      |      |      |      |      |
| RoHS Compliant                  |  |       |        |         |       |             |     |     |     |     |  |       |       |        |         |       |             |             |      |      |      |      |      |      |              |      |      |      |      |      |      |



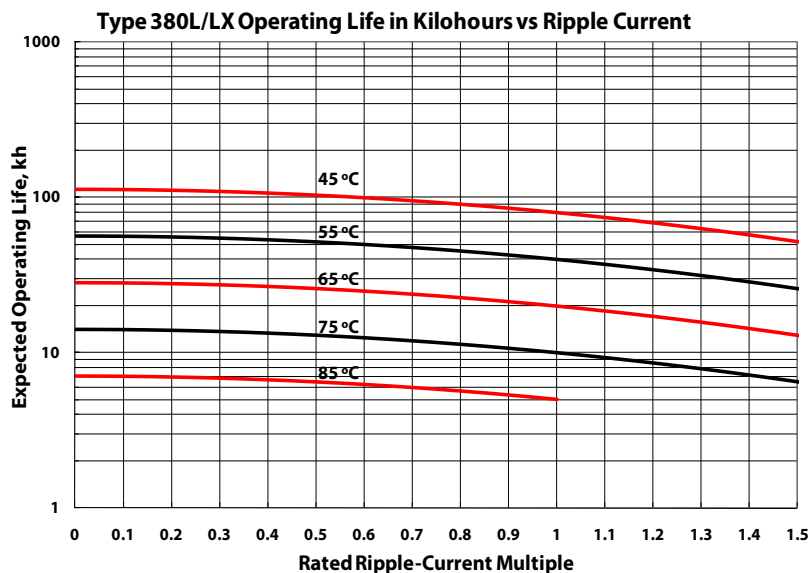
# Type 380LX / 382LX 85 °C High Capacitance, Snap-In Aluminum

2, 4 and 5 pin styles available

Insulated

| Case Code | DIAMETER "D" |        | LENGTH "L" |        | Typical Weight (grams) | Case Code | DIAMETER "D" |        | LENGTH "L" |      | Typical Weight (grams) |
|-----------|--------------|--------|------------|--------|------------------------|-----------|--------------|--------|------------|------|------------------------|
|           | mm           | inches | mm         | inches |                        |           | mm           | inches |            |      |                        |
| H20       | 22           | 0.87   | 20         | 0.79   | 14                     | A20       | 35           | 1.38   | 20         | 0.79 | 35                     |
| H01       | 22           | 0.87   | 25         | 0.98   | 16                     | A01       | 35           | 1.38   | 25         | 0.98 | 42                     |
| H02       | 22           | 0.87   | 30         | 1.18   | 19                     | A02       | 35           | 1.38   | 30         | 1.18 | 48                     |
| H03       | 22           | 0.87   | 35         | 1.38   | 22                     | A03       | 35           | 1.38   | 35         | 1.38 | 54                     |
| H04       | 22           | 0.87   | 40         | 1.57   | 24                     | A04       | 35           | 1.38   | 40         | 1.57 | 62                     |
| H45       | 22           | 0.87   | 45         | 1.77   | 28                     | A45       | 35           | 1.38   | 45         | 1.77 | 67                     |
| H05       | 22           | 0.87   | 50         | 1.97   | 31                     | A05       | 35           | 1.38   | 50         | 1.97 | 74                     |
| J20       | 25           | 0.98   | 20         | 0.79   | 16                     | A55       | 35           | 1.38   | 55         | 2.17 | 80                     |
| J01       | 25           | 0.98   | 25         | 0.98   | 20                     | A06       | 35           | 1.38   | 63         | 2.48 | 88                     |
| J02       | 25           | 0.98   | 30         | 1.18   | 24                     | A07       | 35           | 1.38   | 70         | 2.76 | 98                     |
| J03       | 25           | 0.98   | 35         | 1.38   | 27                     | A08       | 35           | 1.38   | 80         | 3.15 | 112                    |
| J04       | 25           | 0.98   | 40         | 1.57   | 31                     | A10       | 35           | 1.38   | 105        | 4.13 | 144                    |
| J45       | 25           | 0.98   | 45         | 1.77   | 35                     | N04       | 40           | 1.57   | 40         | 1.57 | 82                     |
| J05       | 25           | 0.98   | 50         | 1.97   | 38                     | N05       | 40           | 1.57   | 50         | 1.97 | 105                    |
| K20       | 30           | 1.18   | 20         | 0.79   | 25                     | N06       | 40           | 1.57   | 63         | 2.48 | 130                    |
| K01       | 30           | 1.18   | 25         | 0.98   | 30                     | N08       | 40           | 1.57   | 80         | 3.15 | 185                    |
| K02       | 30           | 1.18   | 30         | 1.18   | 35                     | N10       | 40           | 1.57   | 105        | 4.13 | 265                    |
| K03       | 30           | 1.18   | 35         | 1.38   | 40                     | B05       | 50           | 1.97   | 50         | 1.97 | 136                    |
| K04       | 30           | 1.18   | 40         | 1.57   | 44                     | B06       | 50           | 1.97   | 63         | 2.48 | 168                    |
| K45       | 30           | 1.18   | 45         | 1.77   | 48                     | B08       | 50           | 1.97   | 80         | 3.15 | 239                    |
| K05       | 30           | 1.18   | 50         | 1.97   | 53                     | B09       | 50           | 1.97   | 92         | 3.62 | 241                    |
|           |              |        |            |        |                        | B10       | 50           | 1.97   | 105        | 4.13 | 325                    |

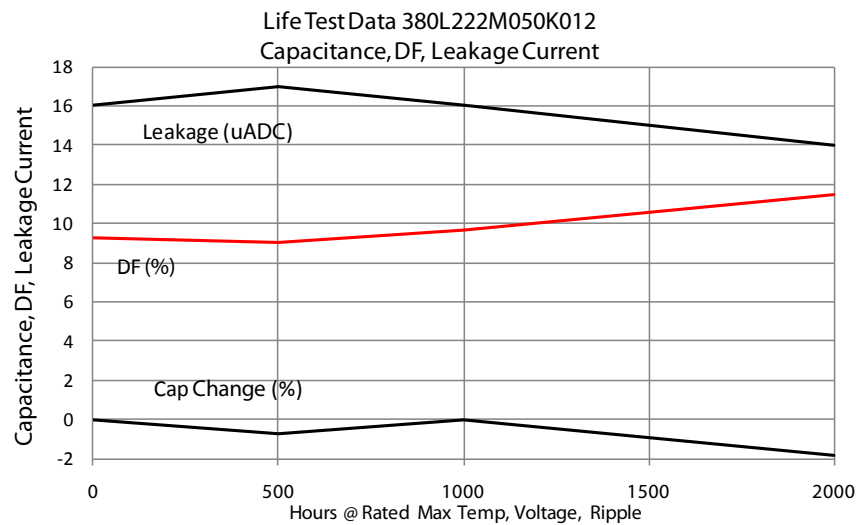
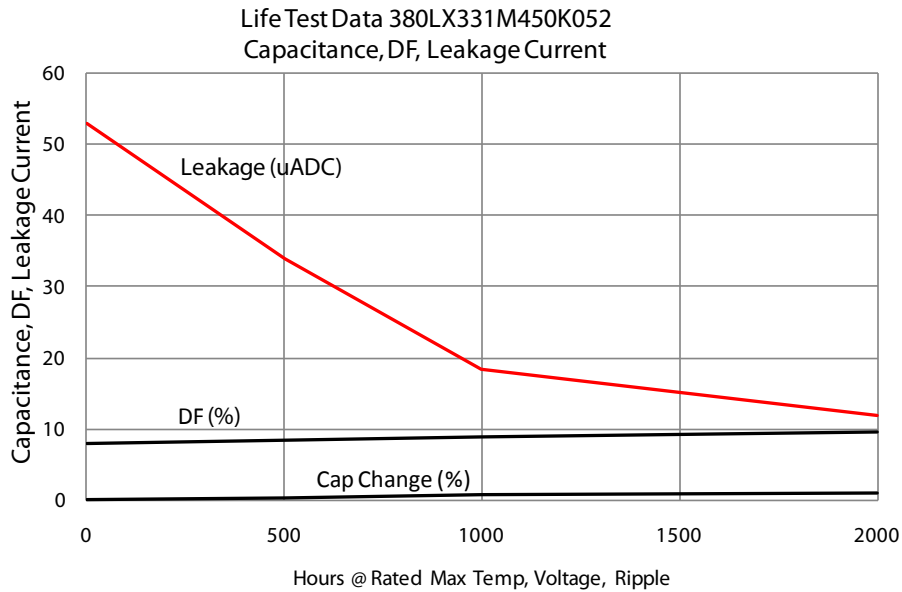
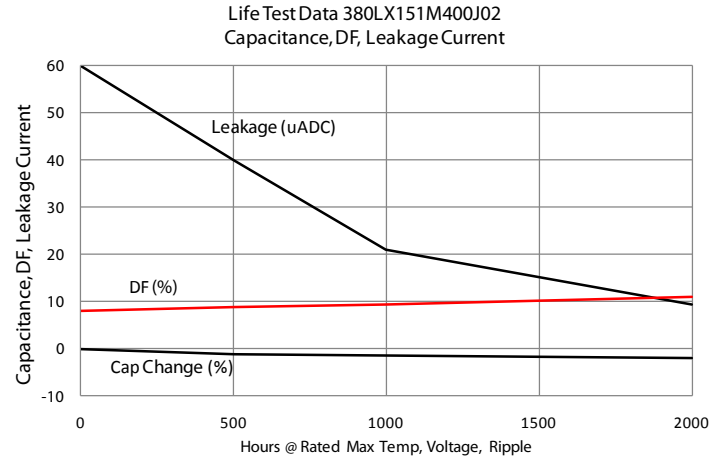
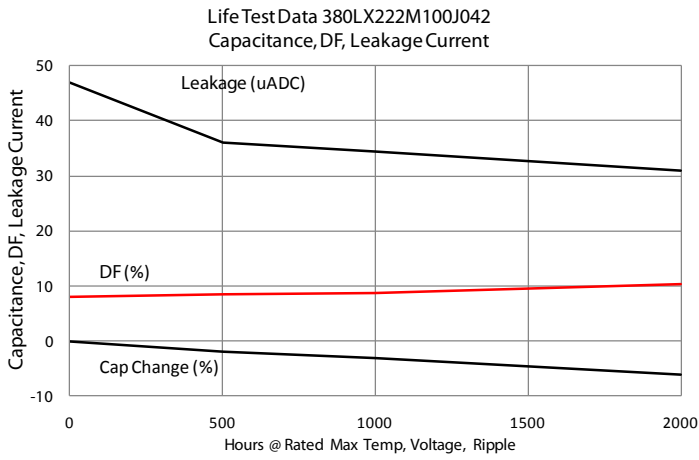
## Typical Performance Curves



# Type 380LX / 382LX 85 °C High Capacitance, Snap-In Aluminum

2, 4 and 5 pin styles available

## Typical Performance Curves



# Type 380LX / 382LX 85 °C High Capacitance, Snap-In Aluminum

2, 4 and 5 pin styles available

| Cap.<br>( $\mu$ F)           | Catalog Part Number | Max. ESR<br>$\Omega$ @ 25 °C |        | Ripple Amps<br>Max. @ 85 °C |        | Nominal<br>Size D x L<br>(mm) | Cap.<br>( $\mu$ F)           | Catalog Part Number | Max. ESR<br>$\Omega$ @ 25 °C |        | Ripple Amps<br>Max. @ 85 °C |        | Nominal<br>Size D x L<br>(mm) |
|------------------------------|---------------------|------------------------------|--------|-----------------------------|--------|-------------------------------|------------------------------|---------------------|------------------------------|--------|-----------------------------|--------|-------------------------------|
|                              |                     | 120 Hz                       | 20 kHz | 120 Hz                      | 20 kHz |                               |                              |                     | 120 Hz                       | 20 kHz | 120 Hz                      | 20 kHz |                               |
| <b>16 Vdc (20 Vdc Surge)</b> |                     |                              |        |                             |        |                               | <b>25 Vdc (32 Vdc Surge)</b> |                     |                              |        |                             |        |                               |
| 4700                         | 380LX472M016H202    | 0.160                        | 0.135  | 1.60                        | 1.80   | 22 x 20                       | 3300                         | 380LX332M025H202    | 0.177                        | 0.140  | 1.60                        | 1.80   | 22 x 20                       |
| 4700                         | 380LX472M016H012    | 0.160                        | 0.135  | 1.77                        | 2.00   | 22 x 25                       | 3300                         | 380LX332M025H012    | 0.161                        | 0.130  | 1.70                        | 1.90   | 22 x 25                       |
| 6800                         | 380LX682M016H012    | 0.110                        | 0.092  | 2.60                        | 3.00   | 22 x 25                       | 4700                         | 380LX472M025H012    | 0.110                        | 0.090  | 2.40                        | 2.75   | 22 x 25                       |
| 6800                         | 380LX682M016J202    | 0.110                        | 0.092  | 1.80                        | 2.10   | 25 x 20                       | 4700                         | 380LX472M025J202    | 0.125                        | 0.100  | 1.80                        | 2.10   | 25 x 20                       |
| 8200                         | 380LX822M016H012    | 0.090                        | 0.078  | 3.10                        | 3.60   | 22 x 25                       | 5600                         | 380LX562M025H012    | 0.095                        | 0.075  | 2.90                        | 3.30   | 22 x 25                       |
| 10000                        | 380LX103M016H022    | 0.075                        | 0.062  | 3.80                        | 4.30   | 22 x 30                       | 6800                         | 380LX682M025H022    | 0.078                        | 0.063  | 3.50                        | 4.00   | 22 x 30                       |
| 10000                        | 380LX103M016J012    | 0.143                        | 0.118  | 3.80                        | 4.30   | 25 x 25                       | 6800                         | 380LX682M025J012    | 0.078                        | 0.063  | 3.50                        | 4.00   | 25 x 25                       |
| 10000                        | 380LX103M016K202    | 0.084                        | 0.070  | 2.40                        | 2.80   | 30 x 20                       | 6800                         | 380LX682M025K202    | 0.078                        | 0.063  | 2.30                        | 2.60   | 30 x 20                       |
| 12000                        | 380LX123M016H022    | 0.119                        | 0.098  | 4.50                        | 5.20   | 22 x 30                       | 8200                         | 380LX822M025H022    | 0.065                        | 0.049  | 3.60                        | 4.10   | 22 x 30                       |
| 12000                        | 380LX123M016J012    | 0.119                        | 0.098  | 4.50                        | 5.20   | 25 x 25                       | 8200                         | 380LX822M025J012    | 0.065                        | 0.049  | 3.60                        | 4.10   | 25 x 25                       |
| 15000                        | 380LX153M016H032    | 0.054                        | 0.045  | 5.30                        | 6.00   | 22 x 35                       | 10000                        | 380LX103M025H032    | 0.058                        | 0.046  | 3.80                        | 4.30   | 22 x 35                       |
| 15000                        | 380LX153M016J022    | 0.054                        | 0.045  | 5.30                        | 6.00   | 25 x 30                       | 10000                        | 380LX103M025J022    | 0.058                        | 0.046  | 3.80                        | 4.30   | 25 x 30                       |
| 15000                        | 380LX153M016A202    | 0.055                        | 0.048  | 3.20                        | 3.70   | 35 x 20                       | 10000                        | 380LX103M025K012    | 0.136                        | 0.108  | 3.28                        | 3.68   | 30 x 25                       |
| 18000                        | 380LX183M016H042    | 0.045                        | 0.040  | 5.60                        | 6.40   | 22 x 40                       | 10000                        | 380LX103M025A202    | 0.060                        | 0.050  | 2.70                        | 3.10   | 35 x 20                       |
| 18000                        | 380LX183M016J022    | 0.045                        | 0.040  | 5.60                        | 6.40   | 25 x 30                       | 12000                        | 380LX123M025H042    | 0.050                        | 0.040  | 4.10                        | 4.70   | 22 x 40                       |
| 22000                        | 380LX223M016H452    | 0.065                        | 0.055  | 6.10                        | 7.00   | 22 x 45                       | 12000                        | 380LX123M025J032    | 0.050                        | 0.040  | 4.10                        | 4.70   | 25 x 35                       |
| 22000                        | 380LX223M016J032    | 0.065                        | 0.055  | 6.10                        | 7.00   | 25 x 35                       | 12000                        | 380LX123M025K022    | 0.050                        | 0.040  | 4.10                        | 4.70   | 30 x 30                       |
| 22000                        | 380LX223M016K022    | 0.065                        | 0.055  | 6.10                        | 7.00   | 30 x 30                       | 15000                        | 380LX153M025H052    | 0.040                        | 0.030  | 4.60                        | 5.30   | 22 x 50                       |
| 27000                        | 380LX273M016J452    | 0.031                        | 0.025  | 6.30                        | 7.30   | 25 x 45                       | 15000                        | 380LX153M025J042    | 0.040                        | 0.030  | 4.60                        | 5.30   | 25 x 40                       |
| 27000                        | 380LX273M016K032    | 0.031                        | 0.025  | 6.30                        | 7.30   | 30 x 35                       | 15000                        | 380LX153M025K022    | 0.040                        | 0.030  | 4.60                        | 5.30   | 30 x 30                       |
| 33000                        | 380LX333M016J052    | 0.025                        | 0.021  | 6.80                        | 7.80   | 25 x 50                       | 18000                        | 380LX183M025J452    | 0.035                        | 0.028  | 5.50                        | 6.30   | 25 x 45                       |
| 33000                        | 380LX333M016K042    | 0.025                        | 0.021  | 6.80                        | 7.90   | 30 x 40                       | 18000                        | 380LX183M025K032    | 0.035                        | 0.028  | 5.50                        | 6.30   | 30 x 35                       |
| 33000                        | 380LX333M016A022    | 0.025                        | 0.021  | 6.80                        | 7.90   | 35 x 30                       | 22000                        | 380LX223M025J052    | 0.030                        | 0.023  | 6.10                        | 7.00   | 25 x 50                       |
| 39000                        | 380LX393M016K452    | 0.022                        | 0.018  | 6.95                        | 8.00   | 30 x 45                       | 22000                        | 380LX223M025K042    | 0.030                        | 0.023  | 6.10                        | 7.00   | 30 x 40                       |
| 39000                        | 380LX393M016A032    | 0.022                        | 0.018  | 6.95                        | 8.00   | 35 x 35                       | 27000                        | 380LX273M025K452    | 0.023                        | 0.020  | 6.20                        | 7.10   | 30 x 45                       |
| 47000                        | 380LX473M016K052    | 0.030                        | 0.026  | 7.50                        | 8.60   | 30 x 50                       | 27000                        | 380LX273M025A03     | 0.023                        | 0.020  | 6.20                        | 7.10   | 35 x 35                       |
| 47000                        | 380LX473M016A042    | 0.030                        | 0.026  | 7.50                        | 8.60   | 35 x 40                       | 33000                        | 380LX333M025K052    | 0.020                        | 0.017  | 6.80                        | 7.90   | 30 x 50                       |
| 56000                        | 380LX563M016A452    | 0.020                        | 0.018  | 8.70                        | 10.00  | 35 x 45                       | 33000                        | 380LX333M025A042    | 0.020                        | 0.017  | 6.80                        | 7.90   | 35 x 40                       |
| 56000                        | 382LX563M016N042    | 0.022                        | 0.021  | 9.00                        | 10.40  | 40 x 40                       | 33000                        | 382L333M025N042     | 0.026                        | 0.016  | 7.30                        | 8.00   | 40 x 40                       |
| 68000                        | 380LX683M016A052    | 0.018                        | 0.017  | 9.00                        | 10.40  | 35 x 50                       | 39000                        | 380LX393M025A452    | 0.020                        | 0.017  | 7.40                        | 8.50   | 35 x 45                       |
| 82000                        | 380LX823M016A062    | 0.016                        | 0.015  | 10.00                       | 11.50  | 35 x 63                       | 39000                        | 382LX393M025N042    | 0.020                        | 0.018  | 8.00                        | 9.20   | 40 x 40                       |
| 82000                        | 382LX823M016N052    | 0.016                        | 0.015  | 10.30                       | 11.80  | 40 x 50                       | 47000                        | 380LX473M025A052    | 0.024                        | 0.021  | 8.00                        | 9.20   | 35 x 50                       |
| 100000                       | 380LX104M016A082    | 0.015                        | 0.014  | 11.00                       | 12.70  | 35 x 80                       | 47000                        | 380L473M025A062     | 0.017                        | 0.009  | 8.30                        | 9.50   | 35 x 63                       |
| 100000                       | 382LX104M016N062    | 0.018                        | 0.017  | 11.40                       | 13.00  | 40 x 63                       | 56000                        | 380L563M025A072     | 0.015                        | 0.008  | 9.10                        | 10.30  | 35 x 70                       |
| 120000                       | 380LX124M016A102    | 0.014                        | 0.013  | 12.81                       | 14.73  | 35 x 105                      | 56000                        | 382L563M025N062     | 0.015                        | 0.009  | 9.50                        | 10.30  | 40 x 63                       |
| 120000                       | 382LX124M016N082    | 0.017                        | 0.016  | 12.40                       | 14.30  | 40 x 80                       | 56000                        | 380LX563M025A062    | 0.024                        | 0.020  | 8.60                        | 9.90   | 35 x 63                       |
| 120000                       | 382LX124M016B052V   | 0.014                        | 0.013  | 13.17                       | 15.15  | 50 x 50                       | 56000                        | 382LX563M025N052    | 0.016                        | 0.015  | 9.00                        | 10.30  | 40 x 50                       |
| 150000                       | 382LX154M016B062V   | 0.012                        | 0.011  | 14.40                       | 16.56  | 50 x 63                       | 68000                        | 380LX683M025A082    | 0.013                        | 0.011  | 10.40                       | 12.00  | 35 x 80                       |
| 180000                       | 382LX184M016N102    | 0.013                        | 0.012  | 14.85                       | 17.08  | 40 x 105                      | 68000                        | 382LX683M025N062    | 0.017                        | 0.015  | 10.25                       | 11.80  | 40 x 63                       |
| 180000                       | 382LX184M016B082V   | 0.011                        | 0.010  | 15.69                       | 18.04  | 50 x 80                       | 82000                        | 382LX823M025B052V   | 0.016                        | 0.015  | 12.29                       | 14.13  | 50 x 50                       |
| 220000                       | 382LX224M016B092V   | 0.010                        | 0.009  | 16.73                       | 19.24  | 50 x 92                       | 100000                       | 380LX104M025A102    | 0.010                        | 0.008  | 11.97                       | 13.77  | 35 x 105                      |
| 270000                       | 382LX274M016B102V   | 0.009                        | 0.008  | 17.79                       | 20.46  | 50 x 105                      | 100000                       | 382LX104M025B062V   | 0.014                        | 0.013  | 13.45                       | 15.47  | 50 x 63                       |

# Type 380LX / 382LX 85 °C High Capacitance, Snap-In Aluminum

2, 4 and 5 pin styles available

| Cap.<br>( $\mu$ F)           | Catalog Part Number | Max. ESR<br>$\Omega$ @ 25 °C |        | Ripple Amps<br>Max. @ 85 °C |        | Nominal<br>Size D x L<br>(mm) | Cap.<br>( $\mu$ F)           | Catalog Part Number | Max. ESR<br>$\Omega$ @ 25 °C |        | Ripple Amps<br>Max. @ 85 °C |        | Nominal<br>Size D x L<br>(mm) |
|------------------------------|---------------------|------------------------------|--------|-----------------------------|--------|-------------------------------|------------------------------|---------------------|------------------------------|--------|-----------------------------|--------|-------------------------------|
|                              |                     | 120 Hz                       | 20 kHz | 120 Hz                      | 20 kHz |                               |                              |                     | 120 Hz                       | 20 kHz | 120 Hz                      | 20 kHz |                               |
| <b>25 Vdc (32 Vdc Surge)</b> |                     |                              |        |                             |        |                               | <b>35 Vdc (44 Vdc Surge)</b> |                     |                              |        |                             |        |                               |
| 100000                       | 382LX104M025N082    | 0.012                        | 0.011  | 12.00                       | 13.40  | 40 x 80                       | 47000                        | 382LX473M035N062    | 0.016                        | 0.013  | 9.60                        | 11.00  | 40 x 63                       |
| 120000                       | 382LX124M025B082V   | 0.012                        | 0.011  | 15.29                       | 17.58  | 50 x 80                       | 56000                        | 382LX563M035B052V   | 0.015                        | 0.012  | 10.94                       | 12.58  | 50 x 50                       |
| 150000                       | 382LX154M025N102    | 0.011                        | 0.010  | 14.07                       | 16.18  | 40 x 105                      | 56000                        | 382LX563M035N082    | 0.015                        | 0.012  | 10.30                       | 11.90  | 40 x 80                       |
| 150000                       | 382LX154M025B092V   | 0.011                        | 0.010  | 16.01                       | 18.41  | 50 x 92                       | 68000                        | 380LX683M035A102    | 0.010                        | 0.008  | 10.62                       | 12.21  | 35 x 105                      |
| 180000                       | 382LX184M025B102V   | 0.010                        | 0.009  | 16.89                       | 19.42  | 50 x 105                      | 68000                        | 382LX683M035B062V   | 0.013                        | 0.011  | 11.93                       | 13.72  | 50 x 63                       |
| <b>35 Vdc (44 Vdc Surge)</b> |                     |                              |        |                             |        |                               | <b>50 Vdc (63 Vdc Surge)</b> |                     |                              |        |                             |        |                               |
| 2200                         | 380LX222M035H202    | 0.211                        | 0.160  | 1.40                        | 1.60   | 22 x 20                       | 82000                        | 382LX823M035B082V   | 0.012                        | 0.010  | 13.06                       | 15.02  | 50 x 80                       |
| 2200                         | 380LX222M035H012    | 0.166                        | 0.125  | 1.50                        | 1.75   | 22 x 25                       | 100000                       | 382LX104M035B092V   | 0.011                        | 0.009  | 13.97                       | 16.07  | 50 x 92                       |
| 3300                         | 380LX332M035H012    | 0.110                        | 0.085  | 2.30                        | 2.60   | 22 x 25                       | 120000                       | 382LX124M035B102V   | 0.010                        | 0.008  | 14.86                       | 17.09  | 50 x 105                      |
| 3300                         | 380LX332M035J202    | 0.120                        | 0.090  | 1.70                        | 2.00   | 25 x 20                       | <b>50 Vdc (63 Vdc Surge)</b> |                     |                              |        |                             |        |                               |
| 3900                         | 380LX392M035H012    | 0.095                        | 0.070  | 2.70                        | 3.10   | 22 x 25                       | 1500                         | 380LX152M050H202    | 0.255                        | 0.200  | 1.20                        | 1.40   | 22 x 20                       |
| 4700                         | 380LX472M035H022    | 0.080                        | 0.060  | 3.30                        | 3.70   | 22 x 30                       | 1500                         | 380LX152M050H012    | 0.220                        | 0.170  | 1.25                        | 1.45   | 22 x 25                       |
| 4700                         | 380LX472M035J012    | 0.080                        | 0.060  | 3.30                        | 3.70   | 25 x 25                       | 2200                         | 380LX222M050H012    | 0.150                        | 0.115  | 1.80                        | 2.10   | 22 x 25                       |
| 4700                         | 380LX472M035K202    | 0.090                        | 0.066  | 2.00                        | 2.30   | 30 x 20                       | 2200                         | 380LX222M050J202    | 0.175                        | 0.130  | 1.40                        | 1.60   | 25 x 20                       |
| 5600                         | 380LX562M035H022    | 0.083                        | 0.063  | 3.40                        | 3.90   | 22 x 30                       | 2700                         | 380LX272M050H012    | 0.125                        | 0.095  | 2.20                        | 2.60   | 22 x 25                       |
| 5600                         | 380LX562M035J012    | 0.083                        | 0.063  | 3.40                        | 3.90   | 25 x 25                       | 3300                         | 380LX332M050H022    | 0.100                        | 0.075  | 2.70                        | 3.10   | 22 x 30                       |
| 6800                         | 380LX682M035H032    | 0.068                        | 0.051  | 3.70                        | 4.20   | 22 x 35                       | 3300                         | 380LX332M050J012    | 0.158                        | 0.118  | 2.70                        | 3.10   | 25 x 25                       |
| 6800                         | 380LX682M035A202    | 0.070                        | 0.053  | 2.40                        | 2.80   | 35 x 20                       | 3300                         | 380LX332M050K202    | 0.117                        | 0.090  | 1.70                        | 2.00   | 30 x 20                       |
| 6800                         | 380LX682M035J022    | 0.069                        | 0.051  | 3.70                        | 4.20   | 25 x 30                       | 3900                         | 380LX392M050H022    | 0.085                        | 0.065  | 2.80                        | 3.20   | 22 x 30                       |
| 8200                         | 380LX822M035H042    | 0.057                        | 0.043  | 4.00                        | 4.60   | 22 x 40                       | 3900                         | 380LX392M050J012    | 0.085                        | 0.065  | 2.80                        | 3.20   | 25 x 25                       |
| 8200                         | 380LX822M035J032    | 0.057                        | 0.043  | 4.00                        | 4.60   | 25 x 35                       | 4700                         | 380LX472M050H032    | 0.110                        | 0.082  | 3.00                        | 3.50   | 22 x 35                       |
| 10000                        | 380LX103M035H452    | 0.050                        | 0.037  | 4.40                        | 5.10   | 22 x 45                       | 4700                         | 380LX472M050J022    | 0.110                        | 0.082  | 3.00                        | 3.50   | 25 x 30                       |
| 10000                        | 380LX103M035J042    | 0.050                        | 0.037  | 4.40                        | 5.10   | 25 x 40                       | 4700                         | 380LX472M050K012    | 0.110                        | 0.082  | 3.00                        | 3.50   | 30 x 25                       |
| 10000                        | 380LX103M035K022    | 0.050                        | 0.037  | 4.40                        | 5.10   | 30 x 30                       | 4700                         | 380LX472M050A202    | 0.080                        | 0.060  | 2.10                        | 2.40   | 35 x 20                       |
| 10000                        | 380LX103M035A012    | 0.050                        | 0.037  | 4.40                        | 5.10   | 35 x 25                       | 5600                         | 380LX562M050H042    | 0.060                        | 0.045  | 3.40                        | 3.90   | 22 x 40                       |
| 12000                        | 380LX123M035J452    | 0.044                        | 0.033  | 5.10                        | 5.80   | 25 x 45                       | 5600                         | 380LX562M050J032    | 0.060                        | 0.045  | 3.40                        | 3.90   | 25 x 35                       |
| 12000                        | 380LX123M035K032    | 0.044                        | 0.033  | 5.10                        | 5.80   | 30 x 35                       | 5600                         | 380LX562M050K022    | 0.060                        | 0.045  | 3.40                        | 3.90   | 30 x 30                       |
| 12000                        | 380LX123M035A022    | 0.044                        | 0.033  | 5.10                        | 5.80   | 35 x 30                       | 6800                         | 380LX682M050H052    | 0.050                        | 0.040  | 3.90                        | 4.40   | 22 x 50                       |
| 15000                        | 380LX153M035J052    | 0.057                        | 0.044  | 5.60                        | 6.40   | 25 x 50                       | 6800                         | 380LX682M050J042    | 0.050                        | 0.040  | 3.90                        | 4.40   | 25 x 40                       |
| 15000                        | 380LX153M035K042    | 0.036                        | 0.027  | 5.60                        | 6.40   | 30 x 40                       | 6800                         | 380LX682M050K022    | 0.050                        | 0.040  | 3.90                        | 4.40   | 30 x 30                       |
| 15000                        | 380LX153M035A022    | 0.036                        | 0.027  | 5.60                        | 6.40   | 35 x 30                       | 8200                         | 380LX822M050J452    | 0.040                        | 0.030  | 4.40                        | 5.10   | 25 x 45                       |
| 18000                        | 380LX183M035K452    | 0.048                        | 0.037  | 5.70                        | 6.50   | 30 x 45                       | 8200                         | 380LX822M050K032    | 0.040                        | 0.030  | 4.40                        | 5.10   | 30 x 35                       |
| 18000                        | 380LX183M035A032    | 0.048                        | 0.037  | 5.70                        | 6.50   | 35 x 35                       | 10000                        | 380LX103M050J052    | 0.040                        | 0.030  | 5.00                        | 5.70   | 25 x 50                       |
| 22000                        | 380LX223M035K052    | 0.026                        | 0.020  | 6.10                        | 7.00   | 30 x 50                       | 10000                        | 380LX103M050K042    | 0.040                        | 0.030  | 5.00                        | 5.70   | 30 x 40                       |
| 22000                        | 380LX223M035A042    | 0.026                        | 0.020  | 6.10                        | 7.00   | 35 x 40                       | 10000                        | 380LX103M050A022    | 0.040                        | 0.030  | 5.00                        | 5.70   | 35 x 30                       |
| 27000                        | 380LX273M035A452    | 0.021                        | 0.017  | 6.80                        | 7.90   | 35 x 45                       | 12000                        | 380LX123M050K452    | 0.033                        | 0.025  | 5.60                        | 6.40   | 30 x 45                       |
| 27000                        | 382LX273M035N042    | 0.021                        | 0.017  | 6.80                        | 7.90   | 40 x 40                       | 12000                        | 380LX123M050A032    | 0.033                        | 0.025  | 5.60                        | 6.40   | 35 x 35                       |
| 33000                        | 380LX333M035A052    | 0.018                        | 0.014  | 7.15                        | 8.22   | 35 x 50                       | 15000                        | 380LX153M050K052    | 0.037                        | 0.028  | 6.40                        | 7.40   | 30 x 50                       |
| 33000                        | 380L333M035A062     | 0.018                        | 0.009  | 7.80                        | 8.70   | 35 x 63                       | 15000                        | 380LX153M050A042    | 0.037                        | 0.028  | 6.40                        | 7.40   | 35 x 40                       |
| 39000                        | 380LX393M035A062    | 0.015                        | 0.012  | 7.90                        | 9.10   | 35 x 63                       | 18000                        | 380L183M050A062     | 0.018                        | 0.010  | 7.80                        | 8.70   | 35 x 63                       |
| 39000                        | 380L393M035A072     | 0.015                        | 0.008  | 8.60                        | 9.50   | 35 x 70                       | 18000                        | 380LX183M050A452    | 0.022                        | 0.017  | 6.90                        | 7.90   | 35 x 45                       |
| 39000                        | 382LX393M035N052    | 0.017                        | 0.014  | 8.00                        | 9.20   | 40 x 50                       | 18000                        | 382LX183M050N042    | 0.023                        | 0.017  | 6.94                        | 7.98   | 40 x 40                       |
| 47000                        | 380LX473M035A082    | 0.015                        | 0.011  | 9.50                        | 10.90  | 35 x 80                       | 22000                        | 380L223M050A072     | 0.025                        | 0.020  | 8.60                        | 9.50   | 35 x 70                       |

# Type 380LX / 382LX 85 °C High Capacitance, Snap-In Aluminum

2, 4 and 5 pin styles available

| Cap.<br>( $\mu$ F)           | Catalog Part Number | Max. ESR<br>$\Omega$ @ 25 °C |        | Ripple Amps<br>Max. @ 85 °C |        | Nominal<br>Size D x L<br>(mm) | Cap.<br>( $\mu$ F)            | Catalog Part Number | Max. ESR<br>$\Omega$ @ 25 °C |        | Ripple Amps<br>Max. @ 85 °C |        | Nominal<br>Size D x L<br>(mm) |
|------------------------------|---------------------|------------------------------|--------|-----------------------------|--------|-------------------------------|-------------------------------|---------------------|------------------------------|--------|-----------------------------|--------|-------------------------------|
|                              |                     | 120 Hz                       | 20 kHz | 120 Hz                      | 20 kHz |                               |                               |                     | 120 Hz                       | 20 kHz | 120 Hz                      | 20 kHz |                               |
| <b>50 Vdc (63 Vdc Surge)</b> |                     |                              |        |                             |        |                               | <b>63 Vdc (79 Vdc Surge)</b>  |                     |                              |        |                             |        |                               |
| 22000                        | 380LX223M050A052    | 0.025                        | 0.020  | 7.60                        | 8.70   | 35 x 50                       | 10000                         | 382L103M063N042     | 0.028                        | 0.017  | 6.60                        | 7.20   | 40 x 40                       |
| 27000                        | 380L273M050A082     | 0.013                        | 0.008  | 9.30                        | 10.10  | 35 x 80                       | 10000                         | 380LX103M063A042    | 0.033                        | 0.025  | 6.50                        | 7.50   | 35 x 40                       |
| 27000                        | 382L273M050N062     | 0.018                        | 0.009  | 9.00                        | 9.60   | 40 x 63                       | 12000                         | 380L123M063A062     | 0.019                        | 0.010  | 7.70                        | 8.60   | 35 x 63                       |
| 27000                        | 380LX273M050A062    | 0.018                        | 0.015  | 8.30                        | 9.60   | 35 x 63                       | 12000                         | 380LX123M063A052    | 0.028                        | 0.021  | 7.20                        | 8.30   | 35 x 50                       |
| 27000                        | 382LX273M050N052    | 0.025                        | 0.020  | 8.10                        | 9.30   | 40 x 50                       | 12000                         | 382LX123M063N042    | 0.035                        | 0.028  | 7.15                        | 8.22   | 40 x 40                       |
| 33000                        | 380LX333M050A082    | 0.015                        | 0.012  | 9.20                        | 10.60  | 35 x 80                       | 15000                         | 380L153M063A072     | 0.016                        | 0.009  | 8.50                        | 9.40   | 35 x 70                       |
| 33000                        | 382LX333M050N062    | 0.018                        | 0.014  | 9.10                        | 10.50  | 40 x 63                       | 15000                         | 380LX153M063A062    | 0.028                        | 0.021  | 7.70                        | 8.90   | 35 x 63                       |
| 33000                        | 382LX333M050B052V   | 0.018                        | 0.014  | 10.48                       | 12.05  | 50 x 50                       | 18000                         | 380LX183M063A082    | 0.023                        | 0.012  | 9.40                        | 10.80  | 35 x 80                       |
| 47000                        | 382LX473M050B062V   | 0.013                        | 0.010  | 11.54                       | 13.27  | 50 x 63                       | 18000                         | 382LX183M063N062    | 0.028                        | 0.022  | 9.25                        | 10.60  | 40 x 63                       |
| 47000                        | 380LX473M050A102    | 0.014                        | 0.011  | 10.27                       | 11.81  | 35 x 105                      | 27000                         | 382LX273M063N082    | 0.018                        | 0.015  | 10.00                       | 11.50  | 40 x 80                       |
| 56000                        | 382LX563M050N102    | 0.012                        | 0.009  | 11.47                       | 13.19  | 40 x 105                      | 27000                         | 380LX273M063A102    | 0.015                        | 0.012  | 10.38                       | 11.94  | 35 x 105                      |
| 56000                        | 382LX563M050B082V   | 0.012                        | 0.009  | 12.46                       | 14.33  | 50 x 80                       | 27000                         | 382LX273M063B052V   | 0.018                        | 0.015  | 10.86                       | 12.49  | 50 x 50                       |
| 68000                        | 382LX683M050B092V   | 0.011                        | 0.009  | 13.17                       | 15.15  | 50 x 92                       | 33000                         | 382LX333M063N102    | 0.015                        | 0.012  | 11.76                       | 13.52  | 40 x 105                      |
| 82000                        | 382LX823M050B102V   | 0.011                        | 0.008  | 13.87                       | 15.95  | 50 x 105                      | 33000                         | 382LX333M063B062V   | 0.017                        | 0.013  | 11.57                       | 13.42  | 50 x 63                       |
| <b>63 Vdc (79 Vdc Surge)</b> |                     |                              |        |                             |        |                               | <b>80 Vdc (100 Vdc Surge)</b> |                     |                              |        |                             |        |                               |
| 1000                         | 380LX102M063H202    | 0.380                        | 0.290  | 1.20                        | 1.40   | 22 x 20                       | 51000                         | 382LX513M063B092V   | 0.012                        | 0.010  | 13.34                       | 15.34  | 50 x 92                       |
| 1000                         | 380LX102M063H012    | 0.332                        | 0.250  | 1.20                        | 1.40   | 22 x 25                       | 56000                         | 382LX563M063B102V   | 0.012                        | 0.009  | 13.93                       | 16.02  | 50 x 105                      |
| 1500                         | 380LX152M063H012    | 0.221                        | 0.167  | 1.70                        | 2.00   | 22 x 25                       |                               |                     |                              |        |                             |        |                               |
| 1500                         | 380LX152M063J202    | 0.250                        | 0.190  | 1.30                        | 1.50   | 25 x 20                       | 680                           | 380LX681M080H202    | 0.450                        | 0.330  | 1.00                        | 1.20   | 22 x 20                       |
| 2200                         | 380LX222M063H022    | 0.151                        | 0.114  | 2.50                        | 2.90   | 22 x 30                       | 680                           | 380LX681M080H012    | 0.390                        | 0.295  | 1.00                        | 1.20   | 22 x 25                       |
| 2200                         | 380LX222M063J012    | 0.151                        | 0.114  | 2.50                        | 2.90   | 25 x 25                       | 1000                          | 380LX102M080H012    | 0.265                        | 0.200  | 1.50                        | 1.75   | 22 x 25                       |
| 2200                         | 380LX222M063K202    | 0.170                        | 0.130  | 1.50                        | 1.70   | 30 x 20                       | 1000                          | 380LX102M080J202    | 0.300                        | 0.225  | 1.20                        | 1.40   | 25 x 20                       |
| 2700                         | 380LX272M063H032    | 0.123                        | 0.093  | 3.70                        | 4.30   | 22 x 35                       | 1200                          | 380LX122M080H012    | 0.220                        | 0.170  | 1.80                        | 2.10   | 22 x 25                       |
| 2700                         | 380LX272M063J022    | 0.123                        | 0.093  | 3.70                        | 4.30   | 25 x 30                       | 1500                          | 380LX152M080H022    | 0.177                        | 0.134  | 2.30                        | 2.60   | 22 x 30                       |
| 3300                         | 380LX332M063H042    | 0.110                        | 0.080  | 4.10                        | 4.70   | 22 x 40                       | 1500                          | 380LX152M080J012    | 0.177                        | 0.134  | 2.30                        | 2.60   | 25 x 25                       |
| 3300                         | 380LX332M063J022    | 0.110                        | 0.080  | 4.10                        | 4.70   | 25 x 30                       | 1500                          | 380LX152M080K202    | 0.200                        | 0.150  | 1.40                        | 1.60   | 30 x 20                       |
| 3300                         | 380LX332M063K012    | 0.110                        | 0.080  | 4.10                        | 4.70   | 30 x 25                       | 1800                          | 380LX182M080H032    | 0.147                        | 0.109  | 2.50                        | 2.90   | 22 x 35                       |
| 3300                         | 380LX332M063A202    | 0.125                        | 0.095  | 1.70                        | 2.00   | 35 x 20                       | 1800                          | 380LX182M080J022    | 0.147                        | 0.109  | 2.50                        | 2.90   | 25 x 30                       |
| 3900                         | 380LX392M063H452    | 0.100                        | 0.075  | 4.40                        | 5.10   | 22 x 45                       | 2200                          | 380LX222M080H042    | 0.155                        | 0.117  | 2.70                        | 3.10   | 22 x 40                       |
| 3900                         | 380LX392M063J032    | 0.100                        | 0.075  | 4.40                        | 5.10   | 25 x 35                       | 2200                          | 380LX222M080J022    | 0.155                        | 0.117  | 2.70                        | 3.10   | 25 x 30                       |
| 3900                         | 380LX392M063K022    | 0.100                        | 0.075  | 4.40                        | 5.10   | 30 x 30                       | 2200                          | 380LX222M080K012    | 0.155                        | 0.117  | 2.70                        | 3.10   | 30 x 25                       |
| 4700                         | 380LX472M063H052    | 0.080                        | 0.060  | 4.90                        | 5.60   | 22 x 50                       | 2200                          | 380LX222M080A202    | 0.135                        | 0.100  | 1.70                        | 2.00   | 35 x 20                       |
| 4700                         | 380LX472M063J042    | 0.080                        | 0.060  | 4.90                        | 5.60   | 25 x 40                       | 2700                          | 380LX272M080H452    | 0.098                        | 0.075  | 2.80                        | 3.20   | 22 x 45                       |
| 4700                         | 380LX472M063K022    | 0.080                        | 0.060  | 4.90                        | 5.60   | 30 x 30                       | 2700                          | 380LX272M080J032    | 0.098                        | 0.075  | 2.80                        | 3.20   | 25 x 35                       |
| 4700                         | 380LX472M063A012    | 0.080                        | 0.060  | 4.90                        | 5.60   | 35 x 25                       | 2700                          | 380LX272M080K022    | 0.098                        | 0.075  | 2.80                        | 3.20   | 30 x 30                       |
| 5600                         | 380LX562M063A022    | 0.070                        | 0.050  | 5.40                        | 6.20   | 35 x 30                       | 3300                          | 380LX332M080H052    | 0.085                        | 0.065  | 3.20                        | 3.70   | 22 x 50                       |
| 5600                         | 380LX562M063J452    | 0.070                        | 0.050  | 5.40                        | 6.20   | 25 x 45                       | 3300                          | 380LX332M080J042    | 0.085                        | 0.065  | 3.20                        | 3.70   | 25 x 40                       |
| 5600                         | 380LX562M063K032    | 0.070                        | 0.050  | 5.40                        | 6.20   | 30 x 35                       | 3300                          | 380LX332M080K022    | 0.085                        | 0.065  | 3.20                        | 3.70   | 30 x 30                       |
| 6800                         | 380LX682M063J052    | 0.060                        | 0.045  | 5.80                        | 6.70   | 25 x 50                       | 3900                          | 380LX392M080J452    | 0.080                        | 0.060  | 3.60                        | 4.10   | 25 x 45                       |
| 6800                         | 380LX682M063K042    | 0.060                        | 0.045  | 5.80                        | 6.70   | 30 x 40                       | 3900                          | 380LX392M080K032    | 0.080                        | 0.060  | 3.60                        | 4.10   | 30 x 35                       |
| 6800                         | 380LX682M063A022    | 0.060                        | 0.045  | 5.80                        | 6.70   | 35 x 30                       | 4700                          | 380LX472M080J052    | 0.065                        | 0.050  | 4.10                        | 4.70   | 25 x 50                       |
| 8200                         | 380LX822M063K452    | 0.067                        | 0.050  | 6.00                        | 6.90   | 30 x 45                       | 4700                          | 380LX472M080K042    | 0.072                        | 0.055  | 4.10                        | 4.70   | 30 x 40                       |
| 8200                         | 380LX822M063A032    | 0.067                        | 0.050  | 6.00                        | 6.90   | 35 x 35                       | 5600                          | 380LX562M080K452    | 0.055                        | 0.040  | 4.60                        | 5.20   | 30 x 45                       |

# Type 380LX / 382LX 85 °C High Capacitance, Snap-In Aluminum

2, 4 and 5 pin styles available

| Cap.<br>(µF)                   | Catalog Part Number | Max. ESR<br>Ω @ 25 °C |        | Ripple Amps<br>Max. @ 85 °C |        | Nominal<br>Size D x L<br>(mm) |
|--------------------------------|---------------------|-----------------------|--------|-----------------------------|--------|-------------------------------|
|                                |                     | 120 Hz                | 20 kHz | 120 Hz                      | 20 kHz |                               |
| <b>80 Vdc (100 Vdc Surge)</b>  |                     |                       |        |                             |        |                               |
| 5600                           | 380LX562M080A032    | 0.055                 | 0.040  | 4.60                        | 5.20   | 35 x 35                       |
| 6800                           | 380LX682M080K052    | 0.045                 | 0.035  | 5.20                        | 5.90   | 30 x 50                       |
| 6800                           | 380LX682M080A042    | 0.045                 | 0.035  | 5.20                        | 5.90   | 35 x 40                       |
| 8200                           | 380LX822M080A052    | 0.040                 | 0.030  | 5.80                        | 6.70   | 35 x 50                       |
| 8200                           | 382LX822M080N042    | 0.040                 | 0.030  | 5.83                        | 6.70   | 40 x 40                       |
| 10000                          | 380LX103M080A062    | 0.033                 | 0.025  | 6.40                        | 7.34   | 35 x 63                       |
| 12000                          | 380L123M080A072     | 0.020                 | 0.012  | 8.10                        | 9.00   | 35 x 70                       |
| 12000                          | 382L123M080N052     | 0.025                 | 0.016  | 7.50                        | 8.00   | 40 x 50                       |
| 15000                          | 380L153M080A082     | 0.017                 | 0.010  | 8.80                        | 9.60   | 35 x 80                       |
| 15000                          | 382L153M080N062     | 0.020                 | 0.013  | 8.50                        | 9.20   | 40 x 63                       |
| 18000                          | 382L183M080N082     | 0.014                 | 0.009  | 10.30                       | 10.80  | 40 x 80                       |
| 18000                          | 382LX183M080B052V   | 0.023                 | 0.017  | 10.00                       | 11.50  | 50 x 50                       |
| 22000                          | 380LX223M080A102    | 0.015                 | 0.011  | 9.86                        | 11.34  | 35 x 105                      |
| 22000                          | 382LX223M080B062V   | 0.019                 | 0.014  | 11.08                       | 12.74  | 50 x 63                       |
| 27000                          | 382LX273M080N102    | 0.015                 | 0.012  | 11.35                       | 13.05  | 40 x 105                      |
| 27000                          | 382LX273M080B082V   | 0.015                 | 0.012  | 12.33                       | 14.18  | 50 x 80                       |
| 33000                          | 382LX333M080B092V   | 0.014                 | 0.010  | 13.37                       | 15.38  | 50 x 92                       |
| 39000                          | 382LX393M080B102V   | 0.013                 | 0.010  | 14.34                       | 16.49  | 50 x 105                      |
| <b>100 Vdc (125 Vdc Surge)</b> |                     |                       |        |                             |        |                               |
| 470                            | 380LX471M100H202    | 0.450                 | 0.300  | 1.00                        | 1.20   | 22 x 20                       |
| 470                            | 380LX471M100H012    | 0.450                 | 0.300  | 1.10                        | 1.30   | 22 x 25                       |
| 560                            | 380LX561M100H012    | 0.400                 | 0.250  | 1.30                        | 1.50   | 22 x 25                       |
| 680                            | 380LX681M100H012    | 0.320                 | 0.210  | 1.60                        | 1.85   | 22 x 25                       |
| 680                            | 380LX681M100J202    | 0.390                 | 0.295  | 1.10                        | 1.30   | 25 x 20                       |
| 1000                           | 380LX102M100H022    | 0.220                 | 0.150  | 2.00                        | 2.30   | 22 x 30                       |
| 1000                           | 380LX102M100J012    | 0.220                 | 0.150  | 2.00                        | 2.30   | 25 x 25                       |
| 1000                           | 380LX102M100K202    | 0.250                 | 0.165  | 1.20                        | 1.40   | 30 x 20                       |
| 1200                           | 380LX122M100H032    | 0.195                 | 0.125  | 2.30                        | 2.70   | 22 x 35                       |
| 1200                           | 380LX122M100J022    | 0.180                 | 0.120  | 2.30                        | 2.70   | 25 x 30                       |
| 1500                           | 380LX152M100H042    | 0.155                 | 0.100  | 2.60                        | 3.00   | 22 x 40                       |
| 1500                           | 380LX152M100J022    | 0.155                 | 0.100  | 2.60                        | 3.00   | 25 x 30                       |
| 1500                           | 380LX152M100K012    | 0.155                 | 0.100  | 2.60                        | 3.00   | 30 x 25                       |
| 1500                           | 380LX152M100A202    | 0.177                 | 0.120  | 1.50                        | 1.70   | 35 x 20                       |
| 1800                           | 380LX182M100H452    | 0.130                 | 0.085  | 2.80                        | 3.30   | 22 x 45                       |
| 1800                           | 380LX182M100J032    | 0.140                 | 0.090  | 2.80                        | 3.30   | 25 x 35                       |
| 1800                           | 380LX182M100K022    | 0.140                 | 0.090  | 2.80                        | 3.30   | 30 x 30                       |
| 2200                           | 380LX222M100H052    | 0.121                 | 0.080  | 3.10                        | 3.60   | 22 x 50                       |
| 2200                           | 380LX222M100J042    | 0.121                 | 0.080  | 3.10                        | 3.60   | 25 x 40                       |
| 2200                           | 380LXM222100K022    | 0.121                 | 0.080  | 3.10                        | 3.60   | 30 x 30                       |
| 2200                           | 380LX222M100A012    | 0.121                 | 0.078  | 3.14                        | 3.61   | 35 x 25                       |
| 2700                           | 380LX272M100J452    | 0.104                 | 0.068  | 3.70                        | 4.30   | 25 x 45                       |
| 2700                           | 380LX272M100K032    | 0.104                 | 0.068  | 3.70                        | 4.30   | 30 x 35                       |
| 2700                           | 380LX272M100A022    | 0.104                 | 0.068  | 3.70                        | 4.30   | 35 x 30                       |

| Cap.<br>(µF)                   | Catalog Part Number | Max. ESR<br>Ω @ 25 °C |        | Ripple Amps<br>Max. @ 85 °C |        | Nominal<br>Size D x L<br>(mm) |
|--------------------------------|---------------------|-----------------------|--------|-----------------------------|--------|-------------------------------|
|                                |                     | 120 Hz                | 20 kHz | 120 Hz                      | 20 kHz |                               |
| <b>100 Vdc (125 Vdc Surge)</b> |                     |                       |        |                             |        |                               |
| 3300                           | 380LX332M100J052    | 0.090                 | 0.060  | 4.10                        | 4.70   | 25 x 50                       |
| 3300                           | 380LX332M100K042    | 0.090                 | 0.060  | 4.10                        | 4.70   | 30 x 40                       |
| 3900                           | 380LX392M100K452    | 0.080                 | 0.050  | 4.50                        | 5.20   | 30 x 45                       |
| 3900                           | 380LX392M100A032    | 0.080                 | 0.050  | 4.50                        | 5.20   | 35 x 35                       |
| 4700                           | 380LX472M100K052    | 0.070                 | 0.050  | 5.10                        | 5.90   | 30 x 50                       |
| 4700                           | 380LX472M100A042    | 0.070                 | 0.050  | 5.10                        | 5.90   | 35 x 40                       |
| 5600                           | 382LX562M100N042    | 0.060                 | 0.045  | 5.80                        | 6.60   | 40 x 40                       |
| 5600                           | 380LX562M100A452    | 0.060                 | 0.040  | 5.80                        | 6.60   | 35 x 45                       |
| 6800                           | 380LX682M100A052    | 0.050                 | 0.040  | 6.60                        | 7.60   | 35 x 50                       |
| 6800                           | 380L682M100A062     | 0.024                 | 0.014  | 7.20                        | 8.10   | 35 x 63                       |
| 6800                           | 382L682M100N052     | 0.026                 | 0.017  | 7.40                        | 7.90   | 40 x 50                       |
| 8200                           | 380LX822M100A062    | 0.040                 | 0.030  | 7.00                        | 8.10   | 35 x 63                       |
| 8200                           | 380L822M100A072     | 0.021                 | 0.012  | 8.00                        | 8.90   | 35 x 70                       |
| 8200                           | 382LX822M100N052    | 0.040                 | 0.030  | 7.30                        | 8.40   | 40 x 50                       |
| 8200                           | 382L822M100N062     | 0.021                 | 0.013  | 8.40                        | 9.10   | 40 x 63                       |
| 10000                          | 380LX103M100A082    | 0.033                 | 0.025  | 8.70                        | 9.60   | 35 x 80                       |
| 10000                          | 382LX103M100N062    | 0.033                 | 0.025  | 8.00                        | 9.20   | 40 x 63                       |
| 10000                          | 382LX103M100B052V   | 0.033                 | 0.025  | 8.82                        | 10.14  | 50 x 50                       |
| 12000                          | 382LX123M100N082    | 0.028                 | 0.021  | 8.65                        | 10.00  | 40 x 80                       |
| 12000                          | 380LX123M100A102    | 0.028                 | 0.021  | 8.57                        | 9.86   | 35 x 105                      |
| 15000                          | 382LX153M100N102    | 0.022                 | 0.017  | 10.12                       | 11.64  | 40 x 105                      |
| 15000                          | 382LX153M100B062V   | 0.022                 | 0.017  | 10.07                       | 11.58  | 50 x 63                       |
| 18000                          | 382LX183M100B082V   | 0.018                 | 0.014  | 11.00                       | 12.65  | 50 x 80                       |
| 22000                          | 382LX223M100B092V   | 0.015                 | 0.011  | 11.76                       | 13.52  | 50 x 92                       |
| 27000                          | 382LX273M100B102V   | 0.014                 | 0.010  | 12.53                       | 14.41  | 50 x 105                      |
| <b>160 Vdc (200 Vdc Surge)</b> |                     |                       |        |                             |        |                               |
| 220                            | 380LX221M160H202    | 1.000                 | 0.500  | 0.80                        | 1.10   | 22 x 20                       |
| 220                            | 380LX221M160H012    | 0.850                 | 0.420  | 0.90                        | 1.25   | 22 x 25                       |
| 270                            | 380LX271M160H012    | 0.700                 | 0.340  | 1.20                        | 1.65   | 22 x 25                       |
| 270                            | 380LX271M160J202    | 0.800                 | 0.400  | 0.90                        | 1.20   | 25 x 20                       |
| 330                            | 380LX331M160H012    | 0.603                 | 0.308  | 1.50                        | 2.00   | 22 x 25                       |
| 390                            | 380LX391M160H012    | 0.470                 | 0.240  | 1.60                        | 2.30   | 22 x 25                       |
| 390                            | 380LX391M160H022    | 0.470                 | 0.240  | 1.60                        | 2.30   | 22 x 30                       |
| 390                            | 380LX391M160J012    | 0.470                 | 0.240  | 1.60                        | 2.30   | 25 x 25                       |
| 390                            | 380LX391M160K202    | 0.600                 | 0.300  | 1.10                        | 1.50   | 30 x 20                       |
| 470                            | 380LX471M160H022    | 0.423                 | 0.216  | 2.10                        | 3.00   | 22 x 30                       |
| 470                            | 380LX471M160J012    | 0.423                 | 0.216  | 2.10                        | 3.00   | 25 x 25                       |
| 560                            | 380LX561M160H022    | 0.355                 | 0.178  | 2.25                        | 3.15   | 22 x 30                       |
| 560                            | 380LX561M160J012    | 0.355                 | 0.178  | 2.25                        | 3.15   | 25 x 25                       |
| 560                            | 380LX561M160A202    | 0.420                 | 0.210  | 1.30                        | 1.80   | 35 x 20                       |
| 680                            | 380LX681M160H032    | 0.293                 | 0.146  | 2.50                        | 3.50   | 22 x 35                       |
| 680                            | 380LX681M160J022    | 0.293                 | 0.146  | 2.50                        | 3.50   | 25 x 30                       |
| 680                            | 380LX681M160K012    | 0.293                 | 0.149  | 2.50                        | 3.50   | 30 x 25                       |



# Type 380LX / 382LX 85 °C High Capacitance, Snap-In Aluminum

2, 4 and 5 pin styles available

| Cap.<br>(µF)                   | Catalog Part Number | Max. ESR<br>Ω@ 25 °C |        | Ripple Amps<br>Max. @ 85 °C |        | Nominal<br>Size D x L<br>(mm) | Cap.<br>(µF)                   | Catalog Part Number | Max. ESR<br>Ω@ 25 °C |        | Ripple Amps<br>Max. @ 85 °C |        | Nominal<br>Size D x L<br>(mm) |
|--------------------------------|---------------------|----------------------|--------|-----------------------------|--------|-------------------------------|--------------------------------|---------------------|----------------------|--------|-----------------------------|--------|-------------------------------|
|                                |                     | 120 Hz               | 20 kHz | 120 Hz                      | 20 kHz |                               |                                |                     | 120 Hz               | 20 kHz | 120 Hz                      | 20 kHz |                               |
| <b>160 Vdc (200 Vdc Surge)</b> |                     |                      |        |                             |        |                               | <b>180 Vdc (225 Vdc Surge)</b> |                     |                      |        |                             |        |                               |
| 820                            | 380LX821M160H042    | 0.260                | 0.130  | 2.50                        | 3.50   | 22 x 40                       | 820                            | 380LX821M180H452    | 0.243                | 0.124  | 2.80                        | 3.90   | 22 x 45                       |
| 820                            | 380LX821M160H452    | 0.260                | 0.130  | 2.80                        | 3.90   | 22 x 45                       | 820                            | 380LX821M180J042    | 0.243                | 0.124  | 2.80                        | 3.90   | 25 x 40                       |
| 820                            | 380LX821M160J032    | 0.260                | 0.130  | 2.80                        | 3.90   | 25 x 35                       | 820                            | 380LX821M180K022    | 0.243                | 0.124  | 2.80                        | 3.90   | 30 x 30                       |
| 820                            | 380LX821M160K012    | 0.260                | 0.130  | 2.75                        | 3.85   | 30 x 25                       | 1000                           | 380LX102M180J452    | 0.199                | 0.102  | 3.00                        | 4.20   | 25 x 45                       |
| 1000                           | 380LX102M160H452    | 0.220                | 0.110  | 3.00                        | 4.20   | 22 x 45                       | 1000                           | 380LX102M180K032    | 0.199                | 0.102  | 3.00                        | 4.20   | 30 x 35                       |
| 1000                           | 380LX102M160J042    | 0.220                | 0.110  | 3.00                        | 4.20   | 25 x 40                       | 1200                           | 380LX122M180J052    | 0.166                | 0.085  | 3.30                        | 4.60   | 25 x 50                       |
| 1000                           | 380LX102M160K022    | 0.220                | 0.110  | 3.00                        | 4.20   | 30 x 30                       | 1200                           | 380LX122M180K042    | 0.166                | 0.085  | 3.30                        | 4.60   | 30 x 40                       |
| 1200                           | 380LX122M160J052    | 0.210                | 0.115  | 3.25                        | 4.55   | 25 x 50                       | 1200                           | 380LX122M180A032    | 0.166                | 0.085  | 3.30                        | 4.60   | 35 x 35                       |
| 1200                           | 380LX102M160K032    | 0.210                | 0.115  | 3.25                        | 4.55   | 30 x 35                       | 1500                           | 380LX152M180K452    | 0.133                | 0.068  | 3.80                        | 5.40   | 30 x 45                       |
| 1200                           | 380LX122M160A022    | 0.210                | 0.115  | 3.25                        | 4.55   | 35 x 30                       | 1500                           | 380LX152M180A042    | 0.133                | 0.068  | 3.80                        | 5.40   | 35 x 40                       |
| 1500                           | 380LX152M160J052    | 0.170                | 0.090  | 3.70                        | 5.20   | 25 x 50                       | 1800                           | 380LX182M180K052    | 0.111                | 0.057  | 4.30                        | 6.00   | 30 x 50                       |
| 1500                           | 380LX152M160K032    | 0.170                | 0.090  | 3.70                        | 5.20   | 30 x 35                       | 1800                           | 380LX182M180A042    | 0.111                | 0.057  | 4.30                        | 6.00   | 35 x 40                       |
| 1500                           | 380LX152M160A022    | 0.166                | 0.091  | 3.73                        | 5.22   | 35 x 30                       | 2200                           | 380LX222M180A052    | 0.090                | 0.046  | 4.90                        | 6.90   | 35 x 50                       |
| 1800                           | 380LX182M160K052    | 0.140                | 0.085  | 4.20                        | 5.90   | 30 x 50                       | 2700                           | 382L272M180N062     | 0.051                | 0.027  | 5.00                        | 6.50   | 40 x 63                       |
| 1800                           | 380LX182M160A032    | 0.140                | 0.085  | 4.20                        | 5.90   | 35 x 35                       | 2700                           | 380L272M180A072     | 0.054                | 0.027  | 4.80                        | 6.20   | 35 x 70                       |
| 2200                           | 380LX222M160K052    | 0.105                | 0.053  | 4.78                        | 6.69   | 30 x 50                       | 3300                           | 380L332M180A082     | 0.046                | 0.023  | 5.40                        | 7.10   | 35 x 80                       |
| 2200                           | 380LX222M160A042    | 0.115                | 0.075  | 4.78                        | 6.69   | 35 x 40                       | 4700                           | 382L472M180N082     | 0.036                | 0.020  | 6.60                        | 8.50   | 40 x 80                       |
| 2700                           | 380LX272M160A052    | 0.090                | 0.060  | 5.50                        | 7.60   | 35 x 50                       | <b>200 Vdc (250 Vdc Surge)</b> |                     |                      |        |                             |        |                               |
| 2700                           | 382LX272M160N042    | 0.080                | 0.045  | 5.50                        | 7.60   | 40 x 40                       | 150                            | 380LX151M200H202    | 1.330                | 0.600  | 0.65                        | 0.90   | 22 x 20                       |
| 3300                           | 380LX332M160A062    | 0.065                | 0.040  | 6.30                        | 8.80   | 35 x 63                       | 150                            | 380LX151M200H012    | 1.220                | 0.550  | 0.70                        | 1.00   | 22 x 25                       |
| 3300                           | 380LX332M160N052    | 0.065                | 0.040  | 6.30                        | 8.80   | 40 x 50                       | 220                            | 380LX221M200H012    | 0.083                | 0.380  | 1.00                        | 1.45   | 22 x 25                       |
| 3900                           | 380LX392M160A082    | 0.055                | 0.030  | 7.30                        | 10.20  | 35 x 80                       | 220                            | 380LX221M200J202    | 0.905                | 0.410  | 0.90                        | 1.20   | 25 x 20                       |
| 3900                           | 380LX392M160N062    | 0.055                | 0.030  | 7.30                        | 10.20  | 40 x 63                       | 270                            | 380LX271M200H012    | 0.610                | 0.280  | 1.40                        | 2.00   | 22 x 25                       |
| 4700                           | 382L472M160N082     | 0.036                | 0.020  | 6.60                        | 8.50   | 40 x 80                       | 330                            | 380LX331M200H012    | 0.550                | 0.250  | 1.60                        | 2.20   | 22 x 25                       |
| 5600                           | 382LX562M160N082    | 0.040                | 0.020  | 8.30                        | 11.70  | 40 x 80                       | 330                            | 380LX331M200K202    | 0.603                | 0.308  | 1.00                        | 1.40   | 30 x 20                       |
| 5600                           | 382LX562M160B052V   | 0.040                | 0.020  | 8.25                        | 9.50   | 50 x 50                       | 390                            | 380LX391M200H022    | 0.470                | 0.210  | 1.70                        | 2.40   | 22 x 30                       |
| 6800                           | 380LX682M160A102    | 0.032                | 0.017  | 9.10                        | 12.70  | 35 x 105                      | 390                            | 380LX391M200J012    | 0.470                | 0.210  | 1.70                        | 2.40   | 25 x 25                       |
| 8200                           | 382LX822M160B062V   | 0.026                | 0.015  | 8.90                        | 12.50  | 50 x 63                       | 470                            | 380LX471M200H032    | 0.390                | 0.180  | 1.90                        | 2.60   | 22 x 35                       |
| 10000                          | 382LX103M160N102    | 0.022                | 0.012  | 9.90                        | 13.80  | 40 x 105                      | 470                            | 380LX471M200J022    | 0.390                | 0.180  | 1.90                        | 2.60   | 25 x 30                       |
| 10000                          | 382LX103M160B082V   | 0.022                | 0.012  | 9.80                        | 13.70  | 50 x 80                       | 470                            | 380LX471M200K012    | 0.423                | 0.216  | 1.90                        | 2.60   | 30 x 25                       |
| 12000                          | 382LX123M160B092V   | 0.018                | 0.010  | 12.90                       | 18.10  | 50 x 92                       | 470                            | 380LX471M200A202    | 0.460                | 0.210  | 1.30                        | 1.80   | 35 x 20                       |
| 15000                          | 382LX153M160B102V   | 0.014                | 0.008  | 14.10                       | 19.70  | 50 x 105                      | 560                            | 380LX561M200H042    | 0.330                | 0.150  | 2.40                        | 3.40   | 22 x 40                       |
| <b>180 Vdc (225 Vdc Surge)</b> |                     |                      |        |                             |        |                               | 560                            | 380LX561M200J022    | 0.330                | 0.150  | 2.43                        | 3.40   | 25 x 30                       |
| 330                            | 380LX331M180H012    | 0.603                | 0.308  | 1.80                        | 2.50   | 22 x 25                       | 560                            | 380LX561M200K012    | 0.390                | 0.180  | 2.15                        | 3.16   | 30 x 25                       |
| 390                            | 380LX391M180H022    | 0.510                | 0.260  | 1.20                        | 1.60   | 22 x 30                       | 680                            | 380LX681M200H452    | 0.270                | 0.120  | 2.70                        | 3.80   | 22 x 45                       |
| 390                            | 380LX391M180J012    | 0.510                | 0.260  | 1.20                        | 1.60   | 25 x 25                       | 680                            | 380LX681M200J032    | 0.270                | 0.120  | 2.70                        | 3.80   | 25 x 35                       |
| 470                            | 380LX471M180H032    | 0.423                | 0.216  | 2.10                        | 2.90   | 22 x 35                       | 680                            | 380LX681M200K022    | 0.270                | 0.120  | 2.70                        | 3.80   | 30 x 30                       |
| 470                            | 380LX471M180J012    | 0.423                | 0.216  | 2.10                        | 2.90   | 25 x 25                       | 820                            | 380LX821M200J452    | 0.220                | 0.100  | 2.90                        | 4.10   | 25 x 45                       |
| 560                            | 380LX561M180H032    | 0.355                | 0.181  | 2.30                        | 3.20   | 22 x 35                       | 820                            | 380LX821M200K022    | 0.220                | 0.100  | 2.90                        | 4.10   | 30 x 30                       |
| 560                            | 380LX561M180J022    | 0.355                | 0.181  | 2.30                        | 3.20   | 25 x 30                       | 820                            | 380LX821M200A012    | 0.243                | 0.124  | 2.90                        | 4.10   | 35 x 25                       |
| 680                            | 380LX681M180H042    | 0.293                | 0.149  | 2.50                        | 3.50   | 22 x 40                       | 1000                           | 380LX102M200J452    | 0.199                | 0.090  | 3.25                        | 4.55   | 25 x 45                       |
| 680                            | 380LX681M180J032    | 0.293                | 0.149  | 2.50                        | 3.50   | 25 x 35                       | 1000                           | 380LX102M200K032    | 0.199                | 0.090  | 3.25                        | 4.55   | 30 x 35                       |
| 680                            | 380LX681M180K022    | 0.293                | 0.149  | 2.50                        | 3.50   | 30 x 30                       | 1000                           | 380LX102M200A022    | 0.199                | 0.102  | 3.30                        | 4.60   | 35 x 30                       |

# Type 380LX / 382LX 85 °C High Capacitance, Snap-In Aluminum

2, 4 and 5 pin styles available

| Cap.<br>(µF)                   | Catalog Part Number | Max. ESR<br>Ω@ 25 °C |        | Ripple Amps<br>Max. @ 85 °C |        | Nominal<br>Size D x L<br>(mm) |
|--------------------------------|---------------------|----------------------|--------|-----------------------------|--------|-------------------------------|
|                                |                     | 120 Hz               | 20 kHz | 120 Hz                      | 20 kHz |                               |
| <b>200 Vdc (250 Vdc Surge)</b> |                     |                      |        |                             |        |                               |
| 1200                           | 380LX122M200K042    | 0.166                | 0.075  | 3.50                        | 4.90   | 30 x 40                       |
| 1200                           | 380LX122M200A022    | 0.166                | 0.075  | 3.50                        | 4.90   | 35 x 30                       |
| 1500                           | 380LX152M200K452    | 0.144                | 0.072  | 3.87                        | 5.42   | 30 x 45                       |
| 1500                           | 380LX152M200A032    | 0.144                | 0.072  | 3.87                        | 5.42   | 35 x 35                       |
| 1800                           | 380LX182M200K052    | 0.120                | 0.060  | 4.32                        | 6.05   | 30 x 50                       |
| 1800                           | 380LX182M200A042    | 0.120                | 0.060  | 4.32                        | 6.05   | 35 x 40                       |
| 2200                           | 380LX222M200A452    | 0.098                | 0.054  | 4.92                        | 6.89   | 35 x 45                       |
| 2200                           | 382LX222M200N042    | 0.098                | 0.054  | 4.92                        | 6.89   | 40 x 40                       |
| 2700                           | 380LX272M200A062    | 0.080                | 0.045  | 5.50                        | 7.70   | 35 x 63                       |
| 2700                           | 382LX272M200N052    | 0.080                | 0.045  | 5.40                        | 7.60   | 40 x 50                       |
| 3300                           | 380LX332M200A082    | 0.065                | 0.037  | 6.40                        | 9.00   | 35 x 80                       |
| 3300                           | 382LX332M200N062    | 0.065                | 0.037  | 6.30                        | 8.90   | 40 x 63                       |
| 3900                           | 380LX392M200A082    | 0.055                | 0.030  | 6.60                        | 9.25   | 35 x 80                       |
| 3900                           | 382LX392M200N062    | 0.055                | 0.030  | 6.80                        | 9.50   | 40 x 63                       |
| 3900                           | 382LX392M200B052V   | 0.055                | 0.030  | 8.22                        | 9.45   | 50 x 50                       |
| 4700                           | 382LX472M200N082    | 0.046                | 0.025  | 8.38                        | 11.73  | 40 x 80                       |
| 4700                           | 382LX472M200B062V   | 0.046                | 0.025  | 9.32                        | 13.05  | 50 x 63                       |
| 5600                           | 380LX562M200A102    | 0.038                | 0.021  | 8.90                        | 12.46  | 35 x 105                      |
| 6800                           | 382LX682M200N102    | 0.032                | 0.017  | 8.65                        | 12.11  | 40 x 105                      |
| 6800                           | 382LX682M200B082V   | 0.032                | 0.017  | 11.41                       | 15.97  | 50 x 80                       |
| 7500                           | 382LX752M200B092V   | 0.029                | 0.016  | 12.28                       | 17.19  | 50 x 92                       |
| 8200                           | 382LX822M200B102V   | 0.026                | 0.014  | 13.16                       | 18.42  | 50 x 105                      |
| <b>250 Vdc (300 Vdc Surge)</b> |                     |                      |        |                             |        |                               |
| 120                            | 380LX121M250H202    | 1.658                | 0.846  | 0.50                        | 0.60   | 22 x 20                       |
| 120                            | 380LX121M250H012    | 1.520                | 0.610  | 0.71                        | 1.00   | 22 x 25                       |
| 150                            | 380LX151M250H012    | 1.220                | 0.490  | 0.90                        | 1.25   | 22 x 25                       |
| 150                            | 380LX151M250J202    | 1.326                | 0.530  | 0.70                        | 0.90   | 25 x 20                       |
| 180                            | 380LX181M250H012    | 0.920                | 0.370  | 1.10                        | 1.50   | 22 x 25                       |
| 220                            | 380LX221M250H012    | 0.754                | 0.301  | 1.17                        | 1.64   | 22 x 25                       |
| 220                            | 380LX221M250K202    | 0.830                | 0.330  | 0.90                        | 1.20   | 30 x 20                       |
| 270                            | 380LX271M250H022    | 0.620                | 0.250  | 1.30                        | 1.80   | 22 x 30                       |
| 270                            | 380LX271M250J012    | 0.620                | 0.250  | 1.30                        | 1.80   | 25 x 25                       |
| 330                            | 380LX331M250H032    | 0.550                | 0.220  | 1.80                        | 2.50   | 22 x 35                       |
| 330                            | 380LX331M250J022    | 0.550                | 0.220  | 1.80                        | 2.50   | 25 x 30                       |
| 330                            | 380LX331M250K012    | 0.550                | 0.220  | 1.80                        | 2.50   | 30 x 25                       |
| 330                            | 380LX331M250A202    | 0.550                | 0.220  | 1.10                        | 1.50   | 35 x 20                       |
| 390                            | 380LX391M250H042    | 0.510                | 0.260  | 1.90                        | 2.70   | 22 x 40                       |
| 390                            | 380LX391M250J022    | 0.468                | 0.187  | 1.91                        | 2.67   | 25 x 30                       |
| 390                            | 380LX391M250K012    | 0.510                | 0.260  | 1.90                        | 2.70   | 30 x 25                       |
| 470                            | 380LX471M250H452    | 0.390                | 0.155  | 2.10                        | 3.00   | 22 x 45                       |
| 470                            | 380LX471M250J032    | 0.390                | 0.155  | 2.10                        | 3.00   | 25 x 35                       |
| 470                            | 380LX471M250K012    | 0.353                | 0.141  | 2.10                        | 3.00   | 30 x 25                       |

| Cap.<br>(µF)                   | Catalog Part Number | Max. ESR<br>Ω@ 25 °C |        | Ripple Amps<br>Max. @ 85 °C |        | Nominal<br>Size D x L<br>(mm) |
|--------------------------------|---------------------|----------------------|--------|-----------------------------|--------|-------------------------------|
|                                |                     | 120 Hz               | 20 kHz | 120 Hz                      | 20 kHz |                               |
| <b>250 Vdc (300 Vdc Surge)</b> |                     |                      |        |                             |        |                               |
| 560                            | 380LX561M250J042    | 0.326                | 0.130  | 2.30                        | 3.20   | 25 x 40                       |
| 560                            | 380LX561M250K022    | 0.326                | 0.130  | 2.30                        | 3.20   | 30 x 30                       |
| 560                            | 380LX561M250A012    | 0.326                | 0.130  | 2.30                        | 3.20   | 35 x 25                       |
| 680                            | 380LX681M250J452    | 0.268                | 0.107  | 2.50                        | 3.50   | 25 x 45                       |
| 680                            | 380LX681M250K032    | 0.268                | 0.107  | 2.50                        | 3.50   | 30 x 35                       |
| 680                            | 380LX681M250A022    | 0.293                | 0.149  | 2.50                        | 3.50   | 35 x 30                       |
| 820                            | 380LX821M250K042    | 0.222                | 0.089  | 2.80                        | 3.90   | 30 x 40                       |
| 820                            | 380LX821M250A022    | 0.222                | 0.089  | 2.80                        | 3.90   | 35 x 30                       |
| 1000                           | 380LX102M250K452    | 0.182                | 0.073  | 3.32                        | 4.65   | 30 x 45                       |
| 1000                           | 380LX102M250A032    | 0.182                | 0.073  | 3.32                        | 4.65   | 35 x 35                       |
| 1200                           | 380LX122M250A042    | 0.166                | 0.083  | 3.53                        | 4.94   | 35 x 40                       |
| 1500                           | 380LX152M250A052    | 0.133                | 0.068  | 4.00                        | 5.70   | 35 x 50                       |
| 1500                           | 382LX152M250N042    | 0.133                | 0.066  | 4.04                        | 5.66   | 40 x 40                       |
| 1800                           | 380LX182M250A062    | 0.110                | 0.055  | 4.50                        | 6.30   | 35 x 63                       |
| 1800                           | 382LX182M250N052    | 0.110                | 0.055  | 4.50                        | 6.30   | 40 x 50                       |
| 1800                           | 382L182M250N062     | 0.062                | 0.030  | 4.80                        | 6.40   | 40 x 63                       |
| 2200                           | 380LX222M250A062    | 0.090                | 0.045  | 4.70                        | 6.60   | 35 x 63                       |
| 2200                           | 380LX222M250A082    | 0.090                | 0.045  | 4.90                        | 6.90   | 35 x 80                       |
| 2200                           | 382LX222M250N062    | 0.090                | 0.045  | 4.90                        | 6.90   | 40 x 63                       |
| 2700                           | 380LX272M250A082    | 0.074                | 0.037  | 5.60                        | 7.90   | 35 x 80                       |
| 2700                           | 382LX272M250N062    | 0.074                | 0.037  | 5.80                        | 8.10   | 40 x 63                       |
| 2700                           | 382L272M250N082     | 0.043                | 0.021  | 6.30                        | 8.40   | 40 x 80                       |
| 2700                           | 382LX272M250B052V   | 0.074                | 0.037  | 6.77                        | 7.79   | 50 x 50                       |
| 3300                           | 382LX332M250N082    | 0.060                | 0.030  | 7.00                        | 9.80   | 40 x 80                       |
| 3300                           | 382LX332M250B062V   | 0.060                | 0.030  | 7.79                        | 10.91  | 50 x 63                       |
| 3900                           | 380LX392M250A102    | 0.051                | 0.026  | 7.47                        | 10.46  | 35 x 105                      |
| 3900                           | 382LX392M250N082    | 0.051                | 0.026  | 7.35                        | 10.30  | 40 x 80                       |
| 4700                           | 382LX472M250N102    | 0.042                | 0.021  | 8.88                        | 12.43  | 40 x 105                      |
| 4700                           | 382LX472M250B082V   | 0.042                | 0.021  | 9.65                        | 13.51  | 50 x 80                       |
| 5600                           | 382LX562M250B092V   | 0.036                | 0.018  | 10.80                       | 15.12  | 50 x 92                       |
| 6800                           | 382LX682M250B102V   | 0.029                | 0.015  | 12.16                       | 17.02  | 50 x 105                      |
| <b>315 Vdc (365 Vdc Surge)</b> |                     |                      |        |                             |        |                               |
| 100                            | 380LX101M315H012    | 1.989                | 1.015  | 0.90                        | 1.30   | 22 x 25                       |
| 120                            | 380LX121M315H022    | 1.658                | 0.856  | 1.00                        | 1.40   | 22 x 30                       |
| 120                            | 380LX121M315J012    | 1.658                | 0.856  | 1.00                        | 1.40   | 25 x 25                       |
| 150                            | 380LX151M315H022    | 1.326                | 0.677  | 1.10                        | 1.60   | 22 x 30                       |
| 150                            | 380LX151M315J012    | 1.326                | 0.677  | 1.10                        | 1.60   | 25 x 25                       |
| 180                            | 380LX181M315H032    | 1.105                | 0.546  | 1.20                        | 1.70   | 22 x 35                       |
| 180                            | 380LX181M315J022    | 1.105                | 0.546  | 1.20                        | 1.70   | 25 x 30                       |
| 180                            | 380LX181M315K012    | 1.105                | 0.546  | 1.20                        | 1.70   | 30 x 25                       |
| 220                            | 380LX221M315H042    | 0.904                | 0.461  | 1.40                        | 2.00   | 22 x 40                       |
| 220                            | 380LX221M315J032    | 0.904                | 0.461  | 1.40                        | 2.00   | 25 x 35                       |

# Type 380LX / 382LX 85 °C High Capacitance, Snap-In Aluminum

2, 4 and 5 pin styles available

| Cap.<br>(µF)                   | Catalog Part Number | Max. ESR<br>Ω@ 25 °C |        | Ripple Amps<br>Max. @ 85 °C |        | Nominal<br>Size D x L<br>(mm) | Cap.<br>(µF)                   | Catalog Part Number | Max. ESR<br>Ω@ 25 °C |        | Ripple Amps<br>Max. @ 85 °C |        | Nominal<br>Size D x L<br>(mm) |
|--------------------------------|---------------------|----------------------|--------|-----------------------------|--------|-------------------------------|--------------------------------|---------------------|----------------------|--------|-----------------------------|--------|-------------------------------|
|                                |                     | 120 Hz               | 20 kHz | 120 Hz                      | 20 kHz |                               |                                |                     | 120 Hz               | 20 kHz | 120 Hz                      | 20 kHz |                               |
| <b>315 Vdc (365 Vdc Surge)</b> |                     |                      |        |                             |        |                               | <b>350 Vdc (400 Vdc Surge)</b> |                     |                      |        |                             |        |                               |
| 220                            | 380LX221M315K012    | 0.904                | 0.461  | 1.40                        | 2.00   | 30 x 25                       | 330                            | 380LX331M350A022    | 0.500                | 0.180  | 1.90                        | 2.60   | 35 x 30                       |
| 270                            | 380LX271M315H452    | 0.737                | 0.376  | 1.60                        | 2.20   | 22 x 45                       | 390                            | 380LX391M350J052    | 0.425                | 0.149  | 2.06                        | 2.88   | 25 x 50                       |
| 270                            | 380LX271M315J042    | 0.737                | 0.376  | 1.60                        | 2.20   | 25 x 40                       | 390                            | 380LX391M350K042    | 0.425                | 0.149  | 2.06                        | 2.88   | 30 x 40                       |
| 270                            | 380LX271M315K022    | 0.737                | 0.376  | 1.60                        | 2.20   | 30 x 30                       | 390                            | 380LX391M350A022    | 0.425                | 0.149  | 2.06                        | 2.88   | 35 x 30                       |
| 330                            | 380LX331M315J452    | 0.603                | 0.308  | 1.80                        | 2.50   | 25 x 45                       | 470                            | 380LX471M350K052    | 0.390                | 0.140  | 2.40                        | 3.40   | 30 x 50                       |
| 330                            | 380LX331M315K022    | 0.603                | 0.308  | 1.80                        | 2.50   | 30 x 30                       | 470                            | 380LX471M350A032    | 0.390                | 0.140  | 2.40                        | 3.40   | 35 x 35                       |
| 330                            | 380LX331M315A012    | 0.603                | 0.308  | 1.80                        | 2.50   | 35 x 25                       | 560                            | 380LX561M350K052    | 0.326                | 0.114  | 2.60                        | 3.64   | 30 x 50                       |
| 390                            | 380LX391M315J052    | 0.510                | 0.260  | 2.00                        | 2.80   | 25 x 50                       | 560                            | 380LX561M350A042    | 0.326                | 0.114  | 2.60                        | 3.64   | 35 x 40                       |
| 390                            | 380LX391M315K032    | 0.510                | 0.260  | 2.00                        | 2.80   | 30 x 35                       | 680                            | 380LX681M350A452    | 0.293                | 0.117  | 2.96                        | 4.14   | 35 x 45                       |
| 390                            | 380LX391M315A022    | 0.510                | 0.260  | 2.00                        | 2.80   | 35 x 30                       | 680                            | 382LX681M350N042    | 0.293                | 0.117  | 3.00                        | 4.10   | 40 x 40                       |
| 470                            | 380LX471M315K042    | 0.423                | 0.216  | 2.30                        | 3.20   | 30 x 40                       | 820                            | 380LX821M350A052    | 0.243                | 0.097  | 3.55                        | 4.97   | 35 x 50                       |
| 470                            | 380LX471M315A032    | 0.423                | 0.216  | 2.30                        | 3.20   | 35 x 35                       | 1000                           | 380LX102M350A062    | 0.250                | 0.110  | 3.80                        | 5.30   | 35 x 63                       |
| 560                            | 380LX561M315K452    | 0.355                | 0.181  | 2.60                        | 3.60   | 30 x 45                       | 1000                           | 382LX102M350N052    | 0.250                | 0.110  | 3.80                        | 5.30   | 40 x 50                       |
| 560                            | 380LX561M315A032    | 0.355                | 0.181  | 2.60                        | 3.60   | 35 x 35                       | 1200                           | 380LX122M350A082    | 0.210                | 0.095  | 4.40                        | 6.20   | 35 x 80                       |
| 680                            | 380LX681M315A452    | 0.293                | 0.149  | 2.90                        | 4.00   | 35 x 45                       | 1200                           | 382LX122M350N062    | 0.210                | 0.095  | 4.40                        | 6.20   | 40 x 63                       |
| 820                            | 380LX821M315A052    | 0.243                | 0.124  | 3.30                        | 4.60   | 35 x 50                       | 1200                           | 382LX122M350B052V   | 0.207                | 0.093  | 5.18                        | 5.96   | 50 x 50                       |
| 1000                           | 380L102M315A062     | 0.218                | 0.129  | 2.70                        | 3.60   | 35 x 63                       | 1500                           | 382LX152M350B062V   | 0.166                | 0.075  | 6.01                        | 8.41   | 50 x 63                       |
| 1200                           | 380L122M315A072     | 0.182                | 0.107  | 3.20                        | 4.20   | 35 x 70                       | 1800                           | 380LX182M350A102    | 0.138                | 0.062  | 5.79                        | 8.11   | 35 x 105                      |
| 1200                           | 382L122M315N052     | 0.202                | 0.122  | 2.90                        | 3.90   | 40 x 50                       | 1800                           | 382LX182M350N082    | 0.138                | 0.062  | 5.85                        | 8.20   | 40 x 80                       |
| 1500                           | 380L152M315A082     | 0.153                | 0.090  | 3.60                        | 4.80   | 35 x 80                       | 1800                           | 382LX182M350B082V   | 0.138                | 0.062  | 6.89                        | 9.65   | 50 x 80                       |
| 1500                           | 382L152M315N062     | 0.162                | 0.098  | 3.40                        | 4.50   | 40 x 63                       | 2200                           | 382LX222M350N102    | 0.113                | 0.051  | 6.91                        | 9.67   | 40 x 105                      |
| 1800                           | 382L182M315N082     | 0.113                | 0.069  | 4.50                        | 6.00   | 40 x 80                       | 2200                           | 382LX222M350B092V   | 0.113                | 0.051  | 7.79                        | 10.91  | 50 x 92                       |
| <b>350 Vdc (400 Vdc Surge)</b> |                     |                      |        |                             |        |                               | 2700                           | 382LX272M350B102V   | 0.092                | 0.041  | 8.80                        | 12.32  | 50 x 105                      |
| 82                             | 380LX820M350H012    | 2.022                | 0.708  | 0.83                        | 1.16   | 22 x 25                       | <b>400 Vdc (450 Vdc Surge)</b> |                     |                      |        |                             |        |                               |
| 100                            | 380LX101M350H022    | 1.660                | 0.580  | 0.90                        | 1.30   | 22 x 30                       | 47                             | 380LX470M400H202    | 3.530                | 1.240  | 0.25                        | 0.35   | 22 x 20                       |
| 120                            | 380LX121M350H022    | 1.382                | 0.484  | 1.00                        | 1.40   | 22 x 30                       | 47                             | 380LX470M400H012    | 3.530                | 1.240  | 0.47                        | 0.66   | 22 x 25                       |
| 120                            | 380LX121M350J012    | 1.382                | 0.484  | 1.00                        | 1.40   | 25 x 25                       | 68                             | 380LX680M400H012    | 2.440                | 0.850  | 0.70                        | 0.97   | 22 x 25                       |
| 150                            | 380LX151M350H032    | 1.110                | 0.390  | 1.10                        | 1.60   | 22 x 35                       | 68                             | 380LX680M400J202    | 2.930                | 1.000  | 0.35                        | 0.50   | 25 x 20                       |
| 150                            | 380LX151M350J012    | 1.110                | 0.390  | 1.10                        | 1.60   | 25 x 25                       | 82                             | 380LX820M400H012    | 2.000                | 0.710  | 0.80                        | 1.20   | 22 x 25                       |
| 150                            | 380LX151M350K012    | 1.110                | 0.390  | 1.10                        | 1.60   | 30 x 25                       | 100                            | 380LX101M400H022    | 1.650                | 0.580  | 0.90                        | 1.30   | 22 x 30                       |
| 180                            | 380LX181M350H042    | 0.920                | 0.320  | 1.20                        | 1.70   | 22 x 40                       | 100                            | 380LX101M400J012    | 1.650                | 0.580  | 0.90                        | 1.30   | 25 x 25                       |
| 180                            | 380LX181M350J022    | 0.920                | 0.320  | 1.22                        | 1.70   | 25 x 30                       | 100                            | 380LX101M400K202    | 1.990                | 0.700  | 0.50                        | 0.70   | 30 x 20                       |
| 180                            | 380LX181M350K012    | 0.920                | 0.320  | 1.20                        | 1.70   | 30 x 25                       | 120                            | 380LX121M400H032    | 1.380                | 0.490  | 1.00                        | 1.40   | 22 x 35                       |
| 220                            | 380LX221M350H452    | 0.750                | 0.260  | 1.44                        | 2.00   | 22 x 45                       | 120                            | 380LX121M400J012    | 1.380                | 0.490  | 1.02                        | 1.43   | 25 x 25                       |
| 220                            | 380LX221M350J032    | 0.750                | 0.260  | 1.44                        | 2.00   | 25 x 35                       | 150                            | 380LX151M400H042    | 1.100                | 0.390  | 1.20                        | 1.60   | 22 x 40                       |
| 220                            | 380LX221M350K012    | 0.750                | 0.260  | 1.44                        | 2.00   | 30 x 25                       | 150                            | 380LX151M400J022    | 1.100                | 0.390  | 1.20                        | 1.60   | 25 x 30                       |
| 220                            | 380LX221M350A012    | 0.750                | 0.260  | 1.44                        | 2.00   | 35 x 25                       | 150                            | 380LX151M400K012    | 1.100                | 0.390  | 1.20                        | 1.60   | 30 x 25                       |
| 270                            | 380LX271M350J042    | 0.614                | 0.215  | 1.66                        | 2.32   | 25 x 40                       | 150                            | 380LX151M400A202    | 1.330                | 0.470  | 0.60                        | 0.80   | 35 x 20                       |
| 270                            | 380LX271M350K022    | 0.614                | 0.215  | 1.66                        | 2.32   | 30 x 30                       | 180                            | 380LX181M400H452    | 0.920                | 0.320  | 1.40                        | 2.00   | 22 x 45                       |
| 270                            | 380LX271M350A012    | 0.614                | 0.215  | 1.66                        | 2.32   | 35 x 25                       | 180                            | 380LX181M400J022    | 0.920                | 0.320  | 1.40                        | 2.00   | 25 x 30                       |
| 270                            | 380LX271M350A012    | 0.614                | 0.215  | 1.70                        | 2.30   | 35 x 25                       | 220                            | 380LX221M400H052    | 0.750                | 0.260  | 1.50                        | 2.10   | 22 x 50                       |
| 330                            | 380LX331M350J052    | 0.500                | 0.180  | 1.90                        | 2.60   | 25 x 50                       | 220                            | 380LX221M400J042    | 0.750                | 0.260  | 1.50                        | 2.10   | 25 x 40                       |
| 330                            | 380LX331M350K032    | 0.500                | 0.180  | 1.90                        | 2.60   | 30 x 35                       | 220                            | 380LX221M400K022    | 0.750                | 0.260  | 1.50                        | 2.10   | 30 x 30                       |

# Type 380LX / 382LX 85 °C High Capacitance, Snap-In Aluminum

2, 4 and 5 pin styles available

| Cap.<br>(µF)                   | Catalog Part Number | Max. ESR<br>Ω@ 25 °C |        | Ripple Amps<br>Max. @ 85 °C |        | Nominal<br>Size D x L<br>(mm) | Cap.<br>(µF)                   | Catalog Part Number | Max. ESR<br>Ω@ 25 °C |        | Ripple Amps<br>Max. @ 85 °C |        | Nominal<br>Size D x L<br>(mm) |
|--------------------------------|---------------------|----------------------|--------|-----------------------------|--------|-------------------------------|--------------------------------|---------------------|----------------------|--------|-----------------------------|--------|-------------------------------|
|                                |                     | 120 Hz               | 20 kHz | 120 Hz                      | 20 kHz |                               |                                |                     | 120 Hz               | 20 kHz | 120 Hz                      | 20 kHz |                               |
| <b>400 Vdc (450 Vdc Surge)</b> |                     |                      |        |                             |        |                               | <b>420 Vdc (470 Vdc Surge)</b> |                     |                      |        |                             |        |                               |
| 270                            | 380LX271M400J452    | 0.680                | 0.240  | 1.70                        | 2.30   | 25 x 45                       | 330                            | 380LX331M420K452    | 0.600                | 0.210  | 1.90                        | 2.68   | 30 x 45                       |
| 270                            | 380LX271M400K032    | 0.680                | 0.240  | 1.70                        | 2.30   | 30 x 35                       | 330                            | 380LX331M420A032    | 0.600                | 0.210  | 1.90                        | 2.68   | 35 x 35                       |
| 270                            | 380LX271M400A022    | 0.680                | 0.240  | 1.70                        | 2.30   | 35 x 30                       | 390                            | 380LX391M420K052    | 0.500                | 0.180  | 2.10                        | 3.00   | 30 x 50                       |
| 330                            | 380LX331M400K042    | 0.550                | 0.200  | 1.90                        | 2.70   | 30 x 40                       | 390                            | 380LX391M420A042    | 0.500                | 0.180  | 2.10                        | 3.00   | 35 x 40                       |
| 330                            | 380LX331M400A022    | 0.550                | 0.200  | 1.90                        | 2.70   | 35 x 30                       | 470                            | 380LX471M420A452    | 0.420                | 0.150  | 2.40                        | 3.35   | 35 x 45                       |
| 390                            | 380LX391M400K452    | 0.470                | 0.160  | 2.10                        | 3.00   | 30 x 45                       | 560                            | 380LX561M420A052    | 0.355                | 0.125  | 2.70                        | 3.80   | 35 x 50                       |
| 390                            | 380LX391M400A032    | 0.470                | 0.160  | 2.10                        | 3.00   | 35 x 35                       | <b>450 Vdc (500 Vdc Surge)</b> |                     |                      |        |                             |        |                               |
| 470                            | 380LX471M400A042    | 0.388                | 0.136  | 2.39                        | 3.35   | 35 x 40                       | 33                             | 380LX330M450H202    | 6.029                | 2.400  | 0.20                        | 0.30   | 22 x 20                       |
| 560                            | 380LX561M400A452    | 0.326                | 0.114  | 2.69                        | 3.77   | 35 x 45                       | 33                             | 380LX330M450H012    | 6.029                | 2.400  | 0.40                        | 0.57   | 22 x 25                       |
| 560                            | 382LX561M400N042    | 0.326                | 0.114  | 2.70                        | 3.80   | 40 x 40                       | 47                             | 380LX470M450H012    | 4.230                | 1.690  | 0.59                        | 0.83   | 22 x 25                       |
| 680                            | 380LX681M400A052    | 0.270                | 0.095  | 3.00                        | 4.20   | 35 x 50                       | 47                             | 380LX470M450J202    | 4.230                | 1.690  | 0.30                        | 0.40   | 25 x 20                       |
| 680                            | 382LX681M400N052    | 0.270                | 0.095  | 3.40                        | 4.70   | 40 x 50                       | 56                             | 380LX560M450H012    | 3.000                | 1.190  | 0.70                        | 1.00   | 22 x 25                       |
| 820                            | 380LX821M400A062    | 0.222                | 0.078  | 3.55                        | 4.97   | 35 x 63                       | 68                             | 380LX680M450H022    | 2.926                | 1.170  | 0.80                        | 1.10   | 22 x 30                       |
| 820                            | 382LX821M400N052    | 0.222                | 0.078  | 3.40                        | 4.70   | 40 x 50                       | 68                             | 380LX680M450K202    | 2.926                | 1.170  | 0.40                        | 0.50   | 30 x 20                       |
| 1000                           | 380L102M400A082     | 0.179                | 0.099  | 3.60                        | 4.80   | 35 x 80                       | 82                             | 380LX820M450H022    | 2.000                | 0.810  | 0.80                        | 1.20   | 22 x 30                       |
| 1000                           | 382LX102M400N062    | 0.199                | 0.127  | 4.20                        | 5.80   | 40 x 63                       | 82                             | 380LX820M450J012    | 2.000                | 0.810  | 0.80                        | 1.20   | 25 x 25                       |
| 1000                           | 382LX102M400B052V   | 0.199                | 0.080  | 4.76                        | 5.47   | 50 x 50                       | 100                            | 380LX101M450H032    | 1.660                | 0.660  | 0.90                        | 1.30   | 22 x 35                       |
| 1200                           | 380LX122M400A082    | 0.152                | 0.053  | 4.52                        | 6.33   | 35 x 80                       | 100                            | 380LX101M450J022    | 1.660                | 0.660  | 0.90                        | 1.30   | 25 x 30                       |
| 1200                           | 382LX122M400N062    | 0.152                | 0.053  | 4.52                        | 6.33   | 40 x 63                       | 100                            | 380LX101M450K012    | 1.989                | 1.015  | 0.90                        | 1.30   | 30 x 25                       |
| 1200                           | 382LX122M400B062V   | 0.166                | 0.066  | 5.47                        | 7.66   | 50 x 63                       | 100                            | 380LX101M450A202    | 1.989                | 1.015  | 0.50                        | 0.70   | 35 x 20                       |
| 1500                           | 380LX152M400A102    | 0.122                | 0.043  | 5.44                        | 7.62   | 35 x 105                      | 120                            | 380LX121M450H042    | 1.380                | 0.550  | 1.00                        | 1.50   | 22 x 40                       |
| 1500                           | 382LX152M400N082    | 0.122                | 0.043  | 5.50                        | 7.70   | 40 x 80                       | 120                            | 380LX121M450J022    | 1.380                | 0.550  | 1.00                        | 1.50   | 25 x 30                       |
| 1500                           | 382LX152M400B082V   | 0.133                | 0.053  | 6.47                        | 9.06   | 50 x 80                       | 120                            | 380LX121M450K012    | 1.380                | 0.550  | 1.00                        | 1.50   | 30 x 25                       |
| 1800                           | 382LX182M400N102    | 0.101                | 0.035  | 6.53                        | 9.14   | 40 x 105                      | 150                            | 380LX151M450H052    | 1.100                | 0.440  | 1.20                        | 1.70   | 22 x 50                       |
| 1800                           | 382LX182M400B092V   | 0.111                | 0.044  | 7.35                        | 10.29  | 50 x 92                       | 150                            | 380LX151M450J042    | 1.100                | 0.440  | 1.20                        | 1.70   | 25 x 40                       |
| 2200                           | 382LX222M400B102V   | 0.090                | 0.036  | 8.43                        | 11.80  | 50 x 105                      | 150                            | 380LX151M450K022    | 1.100                | 0.440  | 1.20                        | 1.70   | 30 x 30                       |
| <b>420 Vdc (470 Vdc Surge)</b> |                     |                      |        |                             |        |                               | 180                            | 380LX181M450J042    | 0.921                | 0.368  | 1.35                        | 1.89   | 25 x 40                       |
| 82                             | 380LX820M420H022    | 2.430                | 0.850  | 0.80                        | 1.15   | 22 x 30                       | 180                            | 380LX181M450K022    | 0.921                | 0.368  | 1.35                        | 1.89   | 30 x 30                       |
| 100                            | 380LX101M420H022    | 2.000                | 0.700  | 0.90                        | 1.30   | 22 x 30                       | 180                            | 380LX181M450A012    | 0.921                | 0.368  | 1.40                        | 1.90   | 35 x 25                       |
| 100                            | 380LX101M420J012    | 2.000                | 0.700  | 0.90                        | 1.30   | 25 x 25                       | 220                            | 380LX221M450J452    | 0.754                | 0.301  | 1.55                        | 2.17   | 25 x 45                       |
| 120                            | 380LX121M420H032    | 1.660                | 0.590  | 1.00                        | 1.40   | 22 x 35                       | 220                            | 380LX221M450K032    | 0.754                | 0.301  | 1.55                        | 2.17   | 30 x 35                       |
| 120                            | 380LX121M420J022    | 1.660                | 0.590  | 1.00                        | 1.40   | 25 x 30                       | 220                            | 380LX221M450A022    | 0.904                | 0.461  | 1.60                        | 2.20   | 35 x 30                       |
| 150                            | 380LX151M420H042    | 1.330                | 0.450  | 1.15                        | 1.60   | 22 x 40                       | 270                            | 380LX271M450K452    | 0.680                | 0.270  | 1.80                        | 2.50   | 30 x 45                       |
| 150                            | 380LX151M420J022    | 1.330                | 0.450  | 1.15                        | 1.60   | 25 x 30                       | 270                            | 380LX271M450A022    | 0.680                | 0.270  | 1.80                        | 2.50   | 35 x 30                       |
| 150                            | 380LX151M420K012    | 1.330                | 0.450  | 1.15                        | 1.60   | 30 x 25                       | 330                            | 380LX331M450K052    | 0.550                | 0.250  | 2.00                        | 2.80   | 30 x 50                       |
| 180                            | 380LX181M420J012    | 1.100                | 0.390  | 1.45                        | 2.00   | 22 x 45                       | 330                            | 380LX331M450A032    | 0.553                | 0.221  | 2.01                        | 2.81   | 35 x 35                       |
| 180                            | 380LX181M420J032    | 1.100                | 0.390  | 1.45                        | 2.00   | 25 x 35                       | 390                            | 380LX391M450A452    | 0.510                | 0.260  | 2.20                        | 3.10   | 35 x 45                       |
| 180                            | 380LX181M420K022    | 1.100                | 0.390  | 1.45                        | 2.00   | 30 x 30                       | 470                            | 380LX471M450A452    | 0.423                | 0.233  | 2.53                        | 3.54   | 35 x 45                       |
| 220                            | 380LX221M420J452    | 0.900                | 0.320  | 1.50                        | 2.10   | 25 x 45                       | 470                            | 382LX471M450N042    | 0.423                | 0.233  | 2.53                        | 3.54   | 40 x 40                       |
| 220                            | 380LX221M420K022    | 0.900                | 0.320  | 1.50                        | 2.10   | 30 x 30                       | 560                            | 380LX561M450A052    | 0.355                | 0.171  | 2.50                        | 3.50   | 35 x 50                       |
| 220                            | 380LX221M420A012    | 0.900                | 0.320  | 1.50                        | 2.10   | 35 x 25                       | 560                            | 380LX561M450A062    | 0.355                | 0.195  | 2.90                        | 4.10   | 35 x 63                       |
| 270                            | 380LX271M420J052    | 0.740                | 0.260  | 1.70                        | 2.30   | 25 x 50                       | 680                            | 380L681M450A072     | 0.226                | 0.120  | 3.20                        | 4.20   | 35 x 70                       |
| 270                            | 380LX271M420K032    | 0.740                | 0.260  | 1.70                        | 2.30   | 30 x 35                       | 680                            | 382LX681M450N052    | 0.290                | 0.160  | 3.15                        | 4.40   | 40 x 50                       |
| 270                            | 380LX271M420A022    | 0.740                | 0.260  | 1.70                        | 1.93   | 35 x 30                       | 680                            | 382L681M450N062     | 0.201                | 0.109  | 3.40                        | 4.50   | 40 x 63                       |

# Type 380LX / 382LX 85 °C High Capacitance, Snap-In Aluminum

2, 4 and 5 pin styles available

| Cap.<br>( $\mu$ F)             | Catalog Part Number | Max. ESR         |        | Ripple Amps  |        | Nominal<br>Size D x L<br>(mm) |
|--------------------------------|---------------------|------------------|--------|--------------|--------|-------------------------------|
|                                |                     | $\Omega$ @ 25 °C |        | Max. @ 85 °C |        |                               |
|                                |                     | 120 Hz           | 20 kHz | 120 Hz       | 20 kHz |                               |
| <b>450 Vdc (500 Vdc Surge)</b> |                     |                  |        |              |        |                               |
| 820                            | 382LX821M450N062    | 0.243            | 0.133  | 3.70         | 5.20   | 40 x 63                       |
| 820                            | 380LX821M450A082    | 0.243            | 0.133  | 3.80         | 5.30   | 35 x 80                       |
| 820                            | 382LX821M450B052V   | 0.263            | 0.145  | 4.31         | 4.96   | 50 x 50                       |
| 1000                           | 382LX102M450N082    | 0.216            | 0.119  | 4.20         | 5.90   | 40 x 80                       |
| 1000                           | 382LX102M450B062V   | 0.216            | 0.119  | 4.96         | 6.94   | 50 x 63                       |
| 1200                           | 380LX122M450A102    | 0.166            | 0.091  | 4.80         | 6.72   | 35 x 105                      |
| 1200                           | 382LX122M450N082    | 0.166            | 0.091  | 4.85         | 6.80   | 40 x 80                       |
| 1200                           | 382LX122M450B082V   | 0.180            | 0.099  | 5.71         | 7.99   | 50 x 80                       |
| 1500                           | 382LX152M450N102    | 0.133            | 0.073  | 5.81         | 8.13   | 40 x 105                      |
| 1500                           | 382LX152M450B092V   | 0.144            | 0.079  | 6.55         | 9.17   | 50 x 92                       |
| 1800                           | 382LX182M450B102V   | 0.120            | 0.066  | 7.38         | 10.30  | 50 x 105                      |
| <b>500 Vdc (550 Vdc Surge)</b> |                     |                  |        |              |        |                               |
| 33                             | 380LX330M500H012    | 4.420            | 2.652  | 0.60         | 0.80   | 22 x 25                       |
| 47                             | 380LX470M500H012    | 3.500            | 2.100  | 0.63         | 0.88   | 22 x 25                       |
| 56                             | 380LX560M500H022    | 2.980            | 1.788  | 0.70         | 0.98   | 22 x 30                       |
| 68                             | 380LX680M500H032    | 2.720            | 1.632  | 0.78         | 1.09   | 22 x 35                       |
| 68                             | 380LX680M500J012    | 2.720            | 1.632  | 0.78         | 1.09   | 25 x 25                       |
| 82                             | 380LX820M500H042    | 2.455            | 1.473  | 0.88         | 1.23   | 22 x 40                       |
| 82                             | 380LX820M500J022    | 2.455            | 1.473  | 0.88         | 1.23   | 25 x 30                       |
| 82                             | 380LX820M500K012    | 2.455            | 1.473  | 0.90         | 1.20   | 30 x 25                       |
| 100                            | 380LX101M500H452    | 2.013            | 1.208  | 0.99         | 1.39   | 22 x 45                       |
| 100                            | 380LX101M500J032    | 2.013            | 1.208  | 0.99         | 1.39   | 25 x 35                       |
| 100                            | 380LX101M500J042    | 2.013            | 1.208  | 1.10         | 1.50   | 25 x 40                       |
| 100                            | 380LX101M500K022    | 2.013            | 1.208  | 1.10         | 1.50   | 30 x 30                       |
| 100                            | 380LX101M500A012    | 2.013            | 1.208  | 1.10         | 1.50   | 35 x 25                       |
| 120                            | 380LX121M500H052    | 1.678            | 1.007  | 1.13         | 1.58   | 22 x 50                       |
| 120                            | 380LX121M500J042    | 1.678            | 1.007  | 1.13         | 1.58   | 25 x 40                       |
| 120                            | 380LX121M500K022    | 1.678            | 1.007  | 1.13         | 1.58   | 30 x 30                       |
| 120                            | 380LX121M500K032    | 1.678            | 1.007  | 1.40         | 1.90   | 30 x 35                       |
| 120                            | 380LX121M500A022    | 1.678            | 1.007  | 1.40         | 1.90   | 35 x 30                       |
| 150                            | 380LX151M500J452    | 1.105            | 0.442  | 1.29         | 1.80   | 25 x 45                       |
| 150                            | 380LX151M500J052    | 0.945            | 0.585  | 1.40         | 1.90   | 25 x 50                       |
| 150                            | 380LX151M500K032    | 1.105            | 0.442  | 1.29         | 1.80   | 30 x 35                       |
| 150                            | 380LX151M500K042    | 0.926            | 0.562  | 1.60         | 2.20   | 30 x 40                       |

| Cap.<br>( $\mu$ F)             | Catalog Part Number | Max. ESR         |        | Ripple Amps  |        | Nominal<br>Size D x L<br>(mm) |
|--------------------------------|---------------------|------------------|--------|--------------|--------|-------------------------------|
|                                |                     | $\Omega$ @ 25 °C |        | Max. @ 85 °C |        |                               |
|                                |                     | 120 Hz           | 20 kHz | 120 Hz       | 20 kHz |                               |
| <b>500 Vdc (550 Vdc Surge)</b> |                     |                  |        |              |        |                               |
| 150                            | 380LX151M500A012    | 1.342            | 0.805  | 1.29         | 1.80   | 35 x 25                       |
| 180                            | 380LX181M500J052    | 0.920            | 0.368  | 1.38         | 1.93   | 25 x 50                       |
| 180                            | 380LX181M500K042    | 0.920            | 0.368  | 1.38         | 1.93   | 30 x 40                       |
| 180                            | 380LX181M500A022    | 1.119            | 0.671  | 1.38         | 1.93   | 35 x 30                       |
| 180                            | 380LX181M500A032    | 1.119            | 0.671  | 1.60         | 2.20   | 35 x 35                       |
| 220                            | 380LX221M500K452    | 0.754            | 0.339  | 1.50         | 2.10   | 30 x 45                       |
| 220                            | 380LX221M500K052    | 0.654            | 0.397  | 2.00         | 2.70   | 30 x 50                       |
| 220                            | 380LX221M500A032    | 0.915            | 0.549  | 1.50         | 2.10   | 35 x 35                       |
| 220                            | 380LX221M500A042    | 0.915            | 0.549  | 1.90         | 2.50   | 35 x 40                       |
| 270                            | 380LX271M500A042    | 0.746            | 0.447  | 1.76         | 2.46   | 35 x 40                       |
| 270                            | 380LX271M500A052    | 0.746            | 0.447  | 2.30         | 3.10   | 35 x 50                       |
| 270                            | 382L271M500N042     | 0.746            | 0.447  | 2.40         | 3.20   | 40 x 40                       |
| 330                            | 380LX331M500A452    | 0.610            | 0.366  | 1.99         | 2.79   | 35 x 45                       |
| 330                            | 382LX331M500N042    | 0.610            | 0.366  | 2.16         | 3.00   | 40 x 40                       |
| 390                            | 380LX391M500A052    | 0.516            | 0.310  | 2.22         | 3.11   | 35 x 50                       |
| 390                            | 380LX391M500A062    | 0.516            | 0.310  | 2.70         | 3.60   | 35 x 63                       |
| 390                            | 382L391M500N052     | 0.516            | 0.310  | 2.90         | 3.90   | 40 x 50                       |
| 470                            | 380LX471M500A062    | 0.428            | 0.257  | 2.58         | 3.61   | 35 x 63                       |
| 470                            | 380LX471M500A072    | 0.428            | 0.257  | 3.20         | 4.20   | 35 x 70                       |
| 470                            | 382LX471M500N052    | 0.428            | 0.257  | 2.70         | 3.78   | 40 x 50                       |
| 470                            | 382L471M500N062     | 0.428            | 0.257  | 3.40         | 4.50   | 40 x 63                       |
| 560                            | 380LX561M500A082    | 0.360            | 0.216  | 3.60         | 4.80   | 35 x 80                       |
| 560                            | 382LX561M500N062    | 0.360            | 0.216  | 3.11         | 4.35   | 40 x 63                       |
| 560                            | 382LX561M500B052V   | 0.360            | 0.216  | 3.52         | 4.05   | 50 x 50                       |
| 680                            | 382L681M500N082     | 0.296            | 0.178  | 4.50         | 6.00   | 40 x 80                       |
| 680                            | 380LX681M500A082    | 0.296            | 0.178  | 3.21         | 4.49   | 35 x 80                       |
| 680                            | 382LX681M500B062V   | 0.296            | 0.178  | 4.07         | 5.70   | 50 x 63                       |
| 820                            | 380LX821M500A102    | 0.246            | 0.147  | 3.97         | 5.56   | 35 x 105                      |
| 820                            | 382LX821M500N082    | 0.246            | 0.147  | 3.88         | 5.43   | 40 x 80                       |
| 1000                           | 382LX102M500B082V   | 0.201            | 0.121  | 5.05         | 7.07   | 50 x 80                       |
| 1200                           | 382LX122M500N102    | 0.168            | 0.101  | 5.90         | 8.26   | 40 x 105                      |
| 1200                           | 382LX122M500B092V   | 0.168            | 0.101  | 5.74         | 8.04   | 50 x 92                       |
| 1500                           | 382LX152M500B102V   | 0.134            | 0.081  | 6.65         | 9.31   | 50 x 105                      |

## Данный компонент на территории Российской Федерации

### Вы можете приобрести в компании MosChip.

Для оперативного оформления запроса Вам необходимо перейти по данной ссылке:

<http://moschip.ru/get-element>

Вы можете разместить у нас заказ для любого Вашего проекта, будь то серийное производство или разработка единичного прибора.

В нашем ассортименте представлены ведущие мировые производители активных и пассивных электронных компонентов.

Нашей специализацией является поставка электронной компонентной базы двойного назначения, продукции таких производителей как XILINX, Intel (ex.ALTERA), Vicor, Microchip, Texas Instruments, Analog Devices, Mini-Circuits, Amphenol, Glenair.

Сотрудничество с глобальными дистрибьюторами электронных компонентов, предоставляет возможность заказывать и получать с международных складов практически любой перечень компонентов в оптимальные для Вас сроки.

На всех этапах разработки и производства наши партнеры могут получить квалифицированную поддержку опытных инженеров.

Система менеджмента качества компании отвечает требованиям в соответствии с ГОСТ Р ИСО 9001, ГОСТ РВ 0015-002 и ЭС РД 009

### Офис по работе с юридическими лицами:

105318, г.Москва, ул.Щербаковская д.3, офис 1107, 1118, ДЦ «Щербаковский»

Телефон: +7 495 668-12-70 (многоканальный)

Факс: +7 495 668-12-70 (доб.304)

E-mail: [info@moschip.ru](mailto:info@moschip.ru)

Skype отдела продаж:

moschip.ru

moschip.ru\_4

moschip.ru\_6

moschip.ru\_9