


COMBICON compact Screw Compact Terminal Blocks PT(A) 1,5/... with a 3.5 mm Pitch

The terminal blocks of the new PT series have the proven screw connection and highly flexible conductor protection. The practical and compact outer dimensions and the generous clamping space make them particularly versatile.

With the 3.5 mm pitch, the PT 1,5 is not only available as a PCB terminal block but also as plug-in version. The plugs of the PT 1,5 family can be plugged on the PST 1,0-3,5 pin strip which is also available and reflow-solderable.

The PT 1,5-PH-3,5 can only be plugged in horizontally, but its extremely compact dimensions permit the use of a plug-in solution, even under conditions in which space is critical.

In contrast, the two integrated plug-in directions of the PT 1,5-PVH-3,5 offer maximum flexibility for the end user and reduce inventory and handling by 50 %. In addition, this plug type can also be coded if desired. Customized labeling of all versions is possible.



COMBICON Select

The COMBICON search engine with CAD downloading




COMBICON Select – the printed circuit board connection software supports your workflow from the PCB and housing layout to the ordering process with:

- Systematic and fast selection of products
- Universal Internet aided engineering with extensive CAD downloading
- Easy-to-use e-shopping functions.

<http://select.phoenixcontact.com>

**Printed Circuit
Screw Termination Blocks
PT 1,5/...-3,5-H
3.5 mm Pitch**



Description	No. of pos.	Dim. a [mm]	Type	Order No.	Pcs./Pkt.
Printed circuit screw termination blocks with housing interlocking, 3.5 mm pitch, color: green	2	3.5	PT 1,5/2-3,5-H	19 84 61 7	250
	3	7	PT 1,5/3-3,5-H	19 84 62 0	250
	4	10.5	PT 1,5/4-3,5-H	19 84 63 3	250
	5	14	PT 1,5/5-3,5-H	19 84 64 6	100
	6	17.5	PT 1,5/6-3,5-H	19 84 65 9	100
	7	21	PT 1,5/7-3,5-H	19 84 66 2	100
	8	24.5	PT 1,5/8-3,5-H	19 84 67 5	100
	9	28	PT 1,5/9-3,5-H	19 84 68 8	100
	10	31.5	PT 1,5/10-3,5-H	19 84 69 1	100
	11	35	PT 1,5/11-3,5-H	19 84 70 1	50
	12	38.5	PT 1,5/12-3,5-H	19 84 71 4	50
	13	42	PT 1,5/13-3,5-H	19 84 72 7	50
	14	45.5	PT 1,5/14-3,5-H	19 84 73 0	50
	15	49	PT 1,5/15-3,5-H	19 84 74 3	50
	16	52.5	PT 1,5/16-3,5-H	19 84 75 6	50

(1) Screwdriver



SZS 0,4 x 2,5	12 05 03 7	10
----------------------	-------------------	----

Technical data

Dimensions	
Pitch	[mm]
Hole diameter	[mm]
Pin dimensions	[mm]x[mm]
Technical data in accordance with IEC/ DIN VDE	
Insulating material group	-
Surge voltage category / contamination class	-/-
Rated voltage	[V]
Rated surge voltage	[kV]
Nominal current / cross section	[A]/[mm²]
Maximum load current / cross section	[A]/[mm²]
Connection capacity	
Solid / stranded / conductor sizes	[mm²]/[mm²]/AWG
Stranded with ferrule without / with plastic sleeve	[mm²]
Multiple connection (2 conductors with same cross section)	
Solid / stranded	[mm²]
Stranded with ferrule without plastic sleeve	[mm²]
Stranded with TWIN ferrule with plastic sleeve	[mm²]
Stripping length	[mm]
Internal cylindrical gauge (IEC 60 947-1)	-
Thread	-
Torque	[Nm]
Insulating material	
Inflammability class in acc. with UL 94	
Approval data (UL/CUL and CSA)	
Nominal voltage / current / conductor sizes	UL/CUL: [V]/[A]/AWG CSA: [V]/[A]/AWG

see description

3.5

1.2

∅ 0.9

I

III / 3

III / 2

II / 2

160

200

400

2.5

2.5

2.5

17.5 / 1.5

17.5 / 1.5

0.2 - 1.5 / 0.2 - 1.5 / 26 - 16

- / 0.75¹⁾

0.2 - 0.34 / 0.2 - 0.5

-

-

5

-

M 2

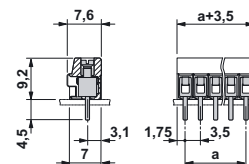
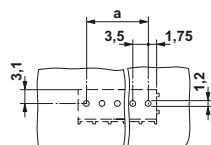
0.25

PA


V0

300 / 10 / 26 - 16

¹⁾ When using ferrules with a plastic sleeve, 125 V max. can be achieved in connection with surge voltage category / contamination class II/2.



**Printed Circuit
Screw Termination Blocks
PT 1,5/...-3,5-V
3.5 mm Pitch**



Description	No. of pos.	Dim. a [mm]	Type	Order No.	Pcs./Pkt.
Printed circuit screw termination blocks with housing interlocking, 3.5 mm pitch, color: green	2	3.5	PT 1,5/2-3,5-V	19 84 76 9	250
	3	7	PT 1,5/3-3,5-V	19 84 77 2	250
	4	10.5	PT 1,5/4-3,5-V	19 84 78 5	250
	5	14	PT 1,5/5-3,5-V	19 84 79 8	100
	6	17.5	PT 1,5/6-3,5-V	19 84 80 8	100
	7	21	PT 1,5/7-3,5-V	19 84 81 1	100
	8	24.5	PT 1,5/8-3,5-V	19 84 82 4	100
	9	28	PT 1,5/9-3,5-V	19 84 83 7	100
	10	31.5	PT 1,5/10-3,5-V	19 84 84 0	100
	11	35	PT 1,5/11-3,5-V	19 84 85 3	50
	12	38.5	PT 1,5/12-3,5-V	19 84 86 6	50
	13	42	PT 1,5/13-3,5-V	19 84 87 9	50
	14	45.5	PT 1,5/14-3,5-V	19 84 88 2	50
	15	49	PT 1,5/15-3,5-V	19 84 89 5	50
	16	52.5	PT 1,5/16-3,5-V	19 84 90 5	50

(1) Screwdriver



SZS 0,4 x 2,5	12 05 03 7	10
----------------------	-------------------	----

Technical data

Dimensions	
Pitch	[mm]
Hole diameter	[mm]
Pin dimensions	[mm]x[mm]

see description		
3.5		
1.2		
Ø 0.9		

Technical data in accordance with IEC/ DIN VDE

Insulating material group	-
Surge voltage category / contamination class	-/-
Rated voltage	[V]
Rated surge voltage	[kV]
Nominal current / cross section	[A]/[mm²]
Maximum load current / cross section	[A]/[mm²]

	I	
III / 3	III / 2	II / 2
160	200	400
2.5	2.5	2.5
	17.5 / 1.5	
	17.5 / 1.5	

Connection capacity

Solid / stranded / conductor sizes	[mm²]/[mm²]/AWG
Stranded with ferrule without / with plastic sleeve	[mm²]

0.2 - 1.5 / 0.2 - 1.5 / 26 - 16
- / 0.75 ¹⁾

Multiple connection (2 conductors with same cross section)

Solid / stranded	[mm²]
Stranded with ferrule without plastic sleeve	[mm²]
Stranded with TWIN ferrule with plastic sleeve	[mm²]

0.2 - 0.34 / 0.2 - 0.5
-
-

Stripping length [mm]

5

Internal cylindrical gauge (IEC 60 947-1)

-

Thread

M 2

Torque [Nm]

0.25

Insulating material

PA

Inflammability class in acc. with UL 94

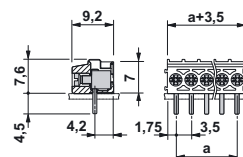
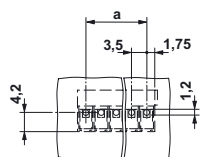
V0

Approval data (UL/CUL and CSA)


Nominal voltage / current / conductor sizes	UL/CUL: [V]/[A]/AWG
	CSA: [V]/[A]/AWG


300 / 10 / 26 - 16
-

¹⁾ When using ferrules with a plastic sleeve, 125 V max. can be achieved in connection with surge voltage category / contamination class II/2.



**Printed Circuit
Screw Termination Blocks
PTA 1,5/...-3,5
3.5 mm Pitch**

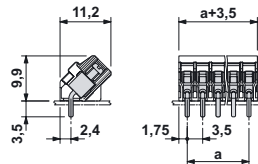
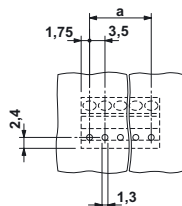


Description	No. of pos.	Dim. a [mm]	Type	Order No.	Pcs./Pkt.
Printed circuit screw termination blocks with housing interlocking, 3.5 mm pitch, color: green	2	3.5	PTA 1,5/2-3,5	19 88 95 6	250
	3	7	PTA 1,5/3-3,5	19 88 96 9	250
	4	10.5	PTA 1,5/4-3,5	19 88 97 2	250
	5	14	PTA 1,5/5-3,5	19 88 98 5	100
	6	17.5	PTA 1,5/6-3,5	19 88 99 8	100
	7	21	PTA 1,5/7-3,5	19 89 00 7	100
	8	24.5	PTA 1,5/8-3,5	19 89 01 0	100
	9	28	PTA 1,5/9-3,5	19 89 02 3	100
	10	31.5	PTA 1,5/10-3,5	19 89 03 6	100
	11	35	PTA 1,5/11-3,5	19 89 04 9	50
	12	38.5	PTA 1,5/12-3,5	19 89 05 2	50
	13	42	PTA 1,5/13-3,5	19 89 06 5	50
	14	45.5	PTA 1,5/14-3,5	19 89 07 8	50
	15	49	PTA 1,5/15-3,5	19 89 08 1	50
	16	52.5	PTA 1,5/16-3,5	19 89 09 4	50
	(1) Screwdriver			SZS 0,4 x 2,5	12 05 03 7

Technical data	
Dimensions	
Pitch	[mm]
Hole diameter	[mm]
Pin dimensions	[mm]x[mm]
Technical data in accordance with IEC/ DIN VDE	
Insulating material group	-
Surge voltage category / contamination class	-/-
Rated voltage	[V]
Rated surge voltage	[kV]
Nominal current / cross section	[A]/[mm²]
Maximum load current / cross section	[A]/[mm²]
Connection capacity	
Solid / stranded / conductor sizes	[mm²]/[mm²]/AWG
Stranded with ferrule without / with plastic sleeve	[mm²]
Multiple connection (2 conductors with same cross section)	
Solid / stranded	[mm²]
Stranded with ferrule without plastic sleeve	[mm²]
Stranded with TWIN ferrule with plastic sleeve	[mm²]
Stripping length	[mm]
Internal cylindrical gauge (IEC 60 947-1)	-
Thread	-
Torque	[Nm]
Insulating material	
Inflammability class in acc. with UL 94	
Approval data (UL/CUL and CSA)	
Nominal voltage / current / conductor sizes	UL/CUL: [V]/[A]/AWG CSA: [V]/[A]/AWG

see description		
	3.5	
	1.2	
	Ø 0.9	
	I	
III / 3	III / 2	II / 2
160	200	400
2.5	2.5	2.5
	17.5 / 1.5	
	17.5 / 1.5	
	0.2 - 1.5 / 0.2 - 1.5 / 26 - 16 - / (0.75')	
	0.2 - 0.34 / 0.2 - 0.5	
	-	
	-	
	5	
	-	
	M 2	
	0.25	
	PA	
	V0	
	-	
	-	


*) When using ferrules with a plastic sleeve, 125 V max. can be achieved in connection with surge voltage category / contamination class II/2.




Pluggable Screw Termination Blocks

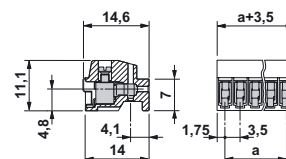
PT 1,5/...-PVH-3,5

3.5 mm Pitch





Description	No. of pos.	Dim. a [mm]	Type	Order No.	Pcs./Pkt.
Printed circuit screw termination blocks with housing interlocking, 3.5 mm pitch, color: green					
	2	3.5	PT 1,5/2-PVH-3,5	19 84 01 5	250
	3	7	PT 1,5/3-PVH-3,5	19 84 02 8	250
	4	10.5	PT 1,5/4-PVH-3,5	19 84 03 1	250
	5	14	PT 1,5/5-PVH-3,5	19 84 04 4	100
	6	17.5	PT 1,5/6-PVH-3,5	19 84 05 7	100
	7	21	PT 1,5/7-PVH-3,5	19 84 06 0	100
	8	24.5	PT 1,5/8-PVH-3,5	19 84 07 3	100
	9	28	PT 1,5/9-PVH-3,5	19 84 08 6	100
	10	31.5	PT 1,5/10-PVH-3,5	19 84 09 9	100
	11	35	PT 1,5/11-PVH-3,5	19 84 10 9	50
	12	38.5	PT 1,5/12-PVH-3,5	19 84 11 2	50
	13	42	PT 1,5/13-PVH-3,5	19 84 12 5	50
	14	45.5	PT 1,5/14-PVH-3,5	19 84 13 8	50
	15	49	PT 1,5/15-PVH-3,5	19 84 14 1	50
	16	52.5	PT 1,5/16-PVH-3,5	19 84 15 4	50
(1) Coding profile , is inserted into the hole on the plug, insulating material: red					
(2) Screwdriver 					
Technical data					
Dimensions					
Pitch		[mm]	see description		
Hole diameter		[mm]	3.5		
Pin dimensions		[mm]x[mm]	dependent on the pin strip used		
Technical data in accordance with IEC/ DIN VDE					
Insulating material group		—	I		
Surge voltage category / contamination class		—/—	III / 3	III / 2	II / 2
Rated voltage		[V]	160	200	400
Rated surge voltage		[kV]	2.5	2.5	2.5
Nominal current / cross section		[A]/[mm ²]	8 / 1.5		
Maximum load current / cross section		[A]/[mm ²]	8 / 1.5		
Connection capacity					
Solid / stranded / conductor sizes		[mm ²]/[mm ²]/AWG	0.2 - 1.5 / 0.2 - 1.5 / 26 - 16		
Stranded with ferrule without / with plastic sleeve		[mm ²]	— / (0.75 ¹⁾)		
Multiple connection (2 conductors with same cross section)					
Solid / stranded		[mm ²]	0.2 - 0.34 / 0.2 - 0.5		
Stranded with ferrule without plastic sleeve		[mm ²]	—		
Stranded with TWIN ferrule with plastic sleeve		[mm ²]	—		
Stripping length		[mm]	5		
Internal cylindrical gauge (IEC 60 947-1)		—	—		
Thread		—	M 2		
Torque		[Nm]	0.25		
Insulating material					
Inflammability class in acc. with UL 94		—	PA		
Approval data (UL/CUL and CSA)					
Nominal voltage / current / conductor sizes		UL/CUL: [V]/[A]/AWG CSA: [V]/[A]/AWG	300 / 10 / 26 - 16		

¹⁾ When using ferrules with a plastic sleeve, 125 V max. can be achieved in connection with surge voltage category / contamination class II/2.

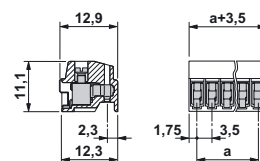


Pluggable Screw Termination Blocks PT 1,5/...-PH-3,5 3.5 mm Pitch



Description	No. of pos.	Dim. a [mm]	Type	Order No.	Pcs./Pkt.
Pluggable screw termination blocks with housing interlocking, 3.5 mm pitch, color: green					
	2	3.5	PT 1,5/2-PH-3,5	19 84 31 6	250
	3	7	PT 1,5/3-PH-3,5	19 84 32 9	250
	4	10.5	PT 1,5/4-PH-3,5	19 84 33 2	250
	5	14	PT 1,5/5-PH-3,5	19 84 34 5	100
	6	17.5	PT 1,5/6-PH-3,5	19 84 35 8	100
	7	21	PT 1,5/7-PH-3,5	19 84 36 1	100
	8	24.5	PT 1,5/8-PH-3,5	19 84 37 4	100
	9	28	PT 1,5/9-PH-3,5	19 84 38 7	100
	10	31.5	PT 1,5/10-PH-3,5	19 84 39 0	100
	11	35	PT 1,5/11-PH-3,5	19 84 40 0	50
	12	38.5	PT 1,5/12-PH-3,5	19 84 41 3	50
	13	42	PT 1,5/13-PH-3,5	19 84 42 6	50
	14	45.5	PT 1,5/14-PH-3,5	19 84 43 9	50
	15	49	PT 1,5/15-PH-3,5	19 84 44 2	50
	16	52.5	PT 1,5/16-PH-3,5	19 84 45 5	50
(1) Screwdriver				SZS 0,4 x 2,5	12 05 03 7
Technical data			see description		
Dimensions			3.5		
Pitch			dependent on the pin strip used		
Hole diameter			dependent on the pin strip used		
Pin dimensions			dependent on the pin strip used		
Technical data in accordance with IEC/ DIN VDE					
Insulating material group			I		
Surge voltage category / contamination class			III / 3 III / 2 II / 2		
Rated voltage			160 200 400		
Rated surge voltage			2.5 2.5 2.5		
Nominal current / cross section			8 / 1.5		
Maximum load current / cross section			8 / 1.5		
Connection capacity					
Solid / stranded / conductor sizes			0.2 - 1.5 / 0.2 - 1.5 / 26 - 16		
Stranded with ferrule without / with plastic sleeve			- / 0.75 ¹⁾		
Multiple connection (2 conductors with same cross section)					
Solid / stranded			0.2 - 0.34 / 0.2 - 0.5		
Stranded with ferrule without plastic sleeve			-		
Stranded with TWIN ferrule with plastic sleeve			-		
Stripping length			5		
Internal cylindrical gauge (IEC 60 947-1)			-		
Thread			M 2		
Torque			0.25		
Insulating material			PA		
Inflammability class in acc. with UL 94			V0		
Approval data (UL/CUL and CSA)					
Nominal voltage / current / conductor sizes			300 / 10 / 26 - 16		
UL/CUL: [V]/[A]/AWG			-		
CSA: [V]/[A]/AWG			-		


¹⁾ When using ferrules with a plastic sleeve, 125 V max. can be achieved in connection with surge voltage category / contamination class II/2.



Pin Strips

PST 1,0/...-3,5

3.5 mm Pitch



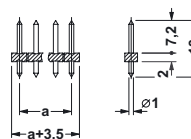
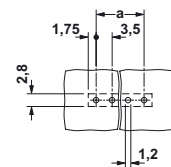
Description	No. of pos.	Dim. a [mm]	Type	Order No.	Pcs./Pkt.
Pin strip, 3.5 mm pitch, color: black					
	2	3.5	PST 1,0/2-3,5	19 45 09 6	50 ¹⁾
	3	7	PST 1,0/3-3,5	19 45 10 6	
	4	10.5	PST 1,0/4-3,5	19 45 11 9	
	5	14	PST 1,0/5-3,5	19 45 12 2	
	6	17.5	PST 1,0/6-3,5	19 45 13 5	
	7	21	PST 1,0/7-3,5	19 45 14 8	
	8	24.5	PST 1,0/8-3,5	19 45 15 1	
	9	28	PST 1,0/9-3,5	19 45 16 4	
	10	31.5	PST 1,0/10-3,5	19 45 17 7	
	11	35	PST 1,0/11-3,5	19 45 18 0	
	12	38.5	PST 1,0/12-3,5	19 45 19 3	
	13	42	PST 1,0/13-3,5	19 45 20 3	
	14	45.5	PST 1,0/14-3,5	19 45 21 6	
	15	49	PST 1,0/15-3,5	19 45 22 9	
	16	52.5	PST 1,0/16-3,5	19 45 23 2	

Technical data

Dimensions		see description		
Pitch	[mm]	3.5		
Hole diameter	[mm]	1.2		
Pin dimensions	[mm]x[mm]	∅ 1		
Technical data in accordance with IEC/ DIN VDE				
Insulating material group	-	III / 3	IIIa	II / 2
Surge voltage category / contamination class	-/-	160	250	250
Rated voltage	[V]	2.5	2.5	2.5
Rated surge voltage	[kV]			
Nominal current / cross section	[A]/[mm ²]		8 ²⁾	
Maximum load current / cross section	[A]/[mm ²]		8 ²⁾	
Insulating material				
Inflammability class in acc. with UL 94		PA		
Approval data (UL/CUL and CSA)				
Nominal voltage / current / conductor sizes	UL/CUL: [V]/[A]/AWG CSA: [V]/[A]/AWG	300 / 10 / --		
		--		

¹⁾ Larger packing units are available on request.

²⁾ The maximum current depends on the plug used. The lower value of the two for plug and pin strip is the deciding factor.



Данный компонент на территории Российской Федерации

Вы можете приобрести в компании MosChip.

Для оперативного оформления запроса Вам необходимо перейти по данной ссылке:

<http://moschip.ru/get-element>

Вы можете разместить у нас заказ для любого Вашего проекта, будь то серийное производство или разработка единичного прибора.

В нашем ассортименте представлены ведущие мировые производители активных и пассивных электронных компонентов.

Нашей специализацией является поставка электронной компонентной базы двойного назначения, продукции таких производителей как XILINX, Intel (ex.ALTERA), Vicor, Microchip, Texas Instruments, Analog Devices, Mini-Circuits, Amphenol, Glenair.

Сотрудничество с глобальными дистрибьюторами электронных компонентов, предоставляет возможность заказывать и получать с международных складов практически любой перечень компонентов в оптимальные для Вас сроки.

На всех этапах разработки и производства наши партнеры могут получить квалифицированную поддержку опытных инженеров.

Система менеджмента качества компании отвечает требованиям в соответствии с ГОСТ Р ИСО 9001, ГОСТ РВ 0015-002 и ЭС РД 009

Офис по работе с юридическими лицами:

105318, г.Москва, ул.Щербаковская д.3, офис 1107, 1118, ДЦ «Щербаковский»

Телефон: +7 495 668-12-70 (многоканальный)

Факс: +7 495 668-12-70 (доб.304)

E-mail: info@moschip.ru

Skype отдела продаж:

moschip.ru

moschip.ru_4

moschip.ru_6

moschip.ru_9