

承 認 書
(SPECIFICATION FOR APPROVAL)

CUSTOMER : 肯創

MODEL : IG220019X00015R

DATE : Dec 13, 2013

SUPPLIER :



CUSTOMER :

肯創科技·許江海



祥儀企業股份有限公司
SHAYANG YE INDUSTRIAL CO.,LTD.

桃園縣桃園市桃鶯路 461 號
TEL:(03)3623452
FAX:(03)3628404
<http://www.shayye.com.tw>

NO.461,Taoying Rd.,Taoyuan City,
Taoyuan County,Taiwan R.O.C.
E-MAIL:sales@shayye.com.tw

Technical Data

Part Number	IG220019X00015R	
Customer P/N		
ITEM	Specifications	Note
1. Operation Status		
1.1 Rated Voltage	12V D.C.	Stable power source 6mm from shaft end
1.2 Rated torque	0.3 kgf.cm	
1.3 Radial load	8N (0.8kg-f)	
1.4 Axial load	6N (0.6kg-f)	
1.5 Turning direction	Shaft horizontal	
1.6 Reverse direction	CW.CCW	
1.7 Using environment	Temperature -10~60 °C Humidity 20~90% RH	
1.8 Preserve environment	Temperature -20~70 °C Humidity 20~90% RH	
1.9 Using voltage range	12V (D.C.) ±10%	
2. Electrical Characteristics		
2.1 No Load current	200 mA max.	Motor terminal shell Motor terminal shell Reference Reference Reference
2.2 No Load speed	789 rpm ±15%	
2.3 Rated current	620 mA	
2.4 Rated speed	639 rpm ±15%	
2.5 Stall current	2.4 A	
2.6 Stall torque	2.2 kgf.cm	
2.7 Insulation	D.C. 100V meg. 1.0 MΩ min	
2.8 Durable voltage	100V (A.C.) , 1 minute min	
2.9 Coil resistance	5Ω	
2.10 Torque constant	0.91 kgf.cm/A	
2.11 Voltage constant	8.68 mV/r/min	
3. Mechanical characteristic		
3.1 Reduction ratio	1/19.225	By visual judgment
3.2 Thrust play of shaft	0.2 mm max.	
3.3 Radial play of shaft	0.05 mm max.	
3.4 Back lash	3° max.	
3.5 Outside Appearance	No scratch defective...	
2. Life Cycle	72000 cycles min.	After the rated life cycle test current @ rated load must stay within ±30% of the initial value and r.p.m. @ rated load must stay within ±20% of the initial value. However change of mechanical noise level was not considered as part of the testing
	<p style="text-align: center;"> ccw 5 5 5 off 5 5 5 cw 1 cycle </p>	

ASSEMBLY, MAINTENANCE, OPERATION

1. Install: To avoid internal geared motor touched by overlong screws and caused defective. Please check screw size and length on external dimension drawing when installing geared motor into construction.
2. Reprocess: Heavy impact and vibration during reprocessing output shaft may cause loose screws and lead to unbalance gear operation. Please avoid reprocessing output shaft.
Must to prevent overheat when weld wires into terminal and cause breakdown due to burnt internal geared motor parts.
Please do not overload the radial load limitation of output shaft when using belt pulley or chain pulley as power transmission. Please do not overload the axial load limitation of output shaft when pressing parts upon it as well.
3. Environment: The parts of geared motors or itself may corroded or damaged easier when using or maintaining in out of range environment. Must to pay close attention that gears may corroded even under an allowed environment in long term.
4. Impact: Must prevent geared motor from falling and impact, or the parts will get damaged, the screws will be loosed, and the gear operation will unbalance etc...
5. Locked out: Please well prepared current transmitting protection in case of burnt motor coil easy and damaged gear from locked out geared motor.
6. Output shaft Turning:
Please note that it is easier to damage gear when directly turning output shaft.
7. PWM controlling:
The graphite brush of motor will be abnormally wore out or the commutator interval will be blocked by carbon powder when using in the condition of D/T under 60%.
Moreover, please pay attention to the motor with capacitor due to there is ineffectual capacity cycle scope.
8. Momentary reverse:
The graphite brush will be abnormally wore out or coil getting aggravated when geared motor is reversed momentary.
Also, the commutator interval will be stuck if switch frequently.

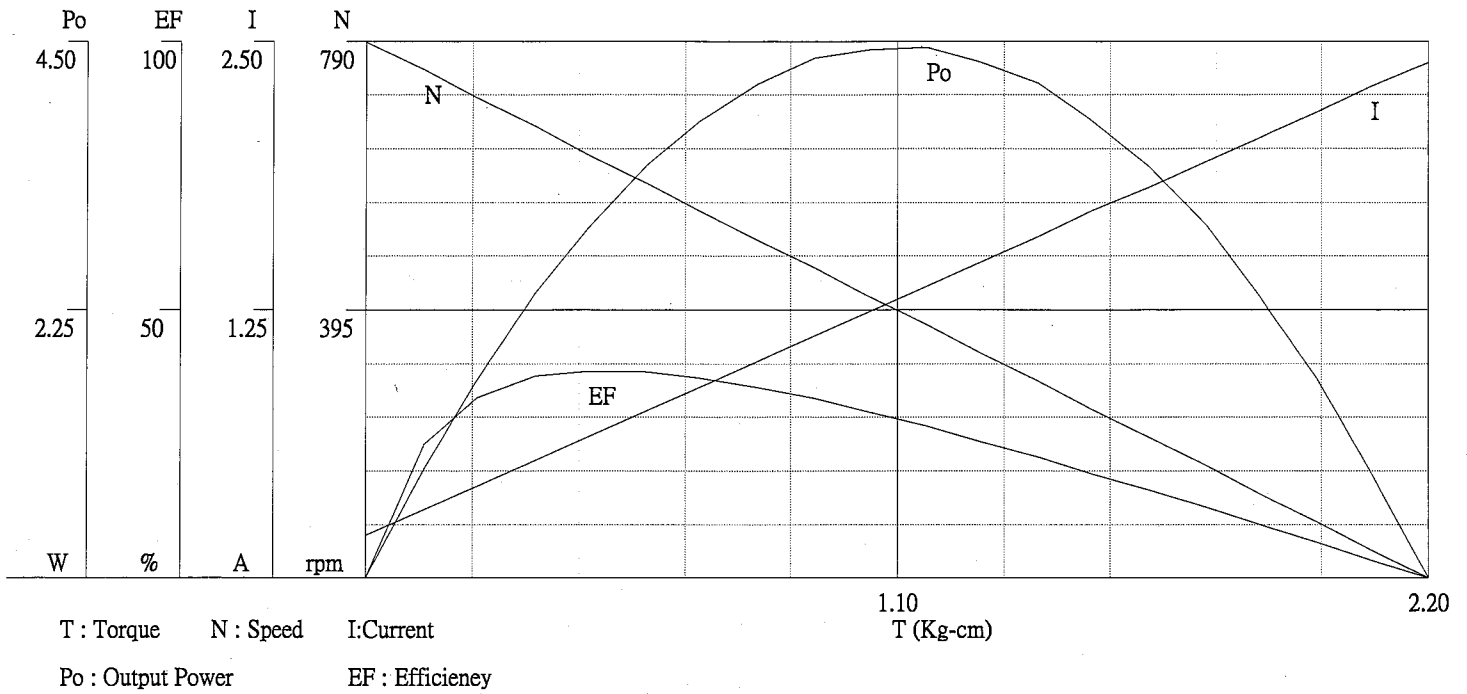
SHAYANG YE INDUSTRIAL CO.,LTD.

Mode: IG220019X00015R

S/N: 001

Voltage : 12 V

Date: 20131213



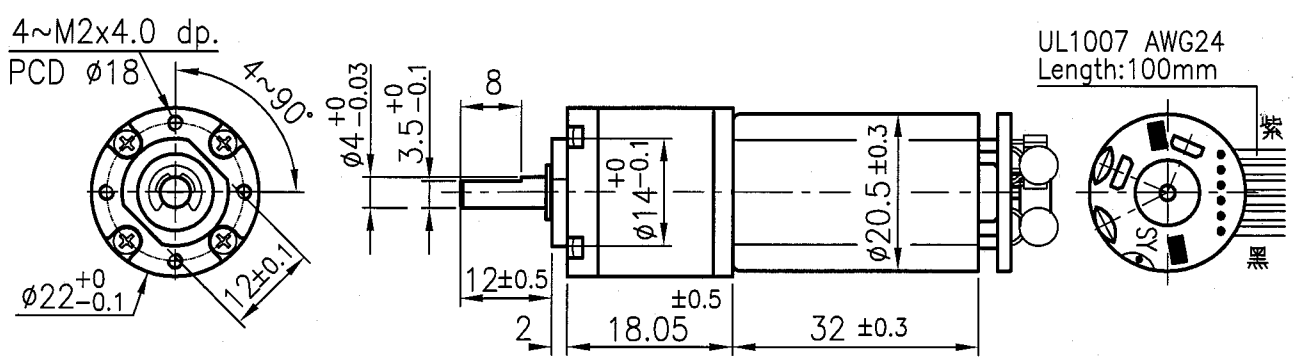
	T(N/m)	[Kg/cm]	N(rpm)	I(A)	Po(W)	EF(%)
No Load	0	0.00	789.00	.20	0	0
	.01	.12	748.21	.32	.92	25
	.03	.35	664.99	.55	2.39	37.73
	.06	.58	581.51	.78	3.46	38.49
	.07	.69	540.29	.89	3.83	37.32
	.08	.81	498.15	1.01	4.14	35.59
	.09	.93	457.23	1.13	4.36	33.55
	.1	1.04	415.47	1.24	4.43	31.05
	.12	1.27	332.34	1.47	4.33	25.56
	.14	1.39	290.84	1.59	4.15	22.65
	.15	1.50	249.35	1.71	3.84	19.5
	.16	1.62	207.75	1.82	3.45	16.48
	.17	1.74	165.96	1.94	2.96	13.25
	.18	1.85	124.67	2.05	2.37	10.03
	.2	2.08	41.56	2.29	.89	3.36
Stall	.22	2.20	0.00	2.40	0	0
Po...(max)	.11	1.16	373.66	1.36	4.45	28.37
EF...(max)	.05	.46	622.40	.66	2.94	38.62

參考 REF.
估價 EVALUATE
試作 INITIAL
製作 MASS

Two Channel Encoder
Connections :

6 5 4 3 2 1	2. Red	: -MOTOR
	3. Brown	: +MOTOR
	4. Green	: HALL SENSOR Vcc
	5. Blue	: HALL SENSOR GND
	6. Purple	: HALL SENSOR A Vout
		: HALL SENSOR B Vout

JST PHR-6
P=2.0-6P



REDUCTION RATIO: 1/19.22
 OUTPUT SHAFT: STEEL
 MOTOR SPECIFICATION: 12V 15000RPM
 OUTPUT-789RPM/ ≤ 200mA WITH NO LOAD

核准
APPROVED BY

軸徑	孔徑	長度, 角度							
— 指定等級區分之數值公差									
區分	1~6	6~18	18~50	50~120	120~250	250~500	500~1000	角度	
等級	1級	0.1	0.2	0.3	0.4	0.5	0.6	0.8	1°
	2級	0.2	0.4	0.6	0.8	1.2	1.6	2.0	2°
未標示孔徑距公差			±0.1		±0.2				


核對
CHECKED BY

熱處理 HEAT TREATMENT		件名 PART NAME	GEARMOTOR		單位 UNITS	mm
表面處理 SURFACE		圖號 DWG.	IG220019X00015R		比例 SCALE	9/10
材質 MATERIAL						

繪圖
DRAWIN BY

重量 WEIGHT	⊗(g)	頁次 SHEET	1/1	▽	⊕
--------------	------	-------------	-----	---	---

1	新出圖				
設變單號 E.C.N.			設變單號 E.C.N.		



祥儀企業股份有限公司
 SHA YANG YE INDUSTRIAL CO., LTD.

IG22

Данный компонент на территории Российской Федерации

Вы можете приобрести в компании MosChip.

Для оперативного оформления запроса Вам необходимо перейти по данной ссылке:

<http://moschip.ru/get-element>

Вы можете разместить у нас заказ для любого Вашего проекта, будь то серийное производство или разработка единичного прибора.

В нашем ассортименте представлены ведущие мировые производители активных и пассивных электронных компонентов.

Нашей специализацией является поставка электронной компонентной базы двойного назначения, продукции таких производителей как XILINX, Intel (ex.ALTERA), Vicor, Microchip, Texas Instruments, Analog Devices, Mini-Circuits, Amphenol, Glenair.

Сотрудничество с глобальными дистрибьюторами электронных компонентов, предоставляет возможность заказывать и получать с международных складов практически любой перечень компонентов в оптимальные для Вас сроки.

На всех этапах разработки и производства наши партнеры могут получить квалифицированную поддержку опытных инженеров.

Система менеджмента качества компании отвечает требованиям в соответствии с ГОСТ Р ИСО 9001, ГОСТ РВ 0015-002 и ЭС РД 009

Офис по работе с юридическими лицами:

105318, г.Москва, ул.Щербаковская д.3, офис 1107, 1118, ДЦ «Щербаковский»

Телефон: +7 495 668-12-70 (многоканальный)

Факс: +7 495 668-12-70 (доб.304)

E-mail: info@moschip.ru

Skype отдела продаж:

moschip.ru

moschip.ru_4

moschip.ru_6

moschip.ru_9