


# MINIATURE PRESSURE SENSORS

H-Grade  
Pressure Sensors



## Features

- 0 to 4" H<sub>2</sub>O to 0 to 100 PSI Pressure Ranges
- 0.5 % linearity...high accuracy version
- Temperature Compensated
- Calibrated Zero and Span

## Applications

- Medical Instrumentation
- Environmental Controls
- HVAC

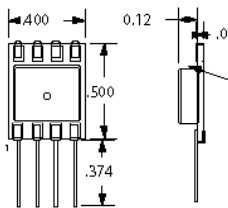
## General Description

The Miniature series pressure sensors are based upon a proprietary technology to reduce the size of the sensor and yet maintain a high level of performance. This model provides a calibrated millivolt output with superior output offset characteristics. Output offset errors due to change in temperature, stability to warm-up, stability to long time period, and position sensitivity are all significantly reduced when compared to conventional compensation methods. In addition the sensor utilizes a silicon, micromachined, stress concentration enhanced structure to provide a very linear output to measured pressure.

These calibrated and temperature compensated sensors give an accurate and stable output over a wide temperature range. This series is intended for use with non-corrosive, non-ionic working fluids such as air, dry gases and the like. The H-GRADE is a high accuracy version of the millivolt output pressure sensors.

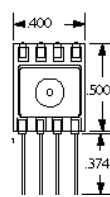
The output of the device is ratiometric to the supply voltage and operation from any D.C. supply voltage.

## Physical Dimensions



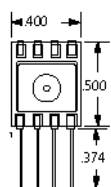
No Pressure Port

MARKING:  
2-COLOR DOTS  
LEFT DOT:      RIGHT DOT:  
WHITE: L04    GOLD: H-GRADE  
YELLOW: L10   SILVER: C-GRADE  
PINK: 03      RED: P-GRADE  
GREEN: 01  
BLUE: 05  
PURPLE: 15  
BROWN: 100



Single Pressure Port

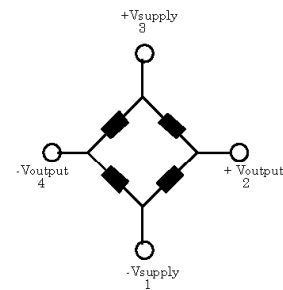
Pressure Port 0.18 OD  
Other ports available upon request



Dual Pressure Port

Pressure Ports 0.18 OD

## Equivalent Circuit



Input Resistance 5.0 k ohm

Output Resistance 3.0 k ohm

### Marking:

right dot: gold: H-Grade

left dot:

L04: white

L10: yellow

03: pink

L0: green

05: blue

15: purple

30: orange

100: brown

### Approvals

MKT	DATE	MFG	DATE	ENG	DATE	QA	DATE
<input type="checkbox"/> As Is <input type="checkbox"/> With Change		<input type="checkbox"/> As Is <input type="checkbox"/> With Change		<input type="checkbox"/> As Is <input type="checkbox"/> With Change		<input type="checkbox"/> As Is <input type="checkbox"/> With Change	



## Pressure Sensor Characteristics Maximum Ratings

<b>Supply Voltage VS</b>	16 Vdc
<b>Common-mode pressure</b>	50 psig
<b>Lead Temperature (soldering 2-4 sec.)</b>	250°C

## Environmental Specifications

<b>Temperature Ranges</b>	
<b>Compensated</b>	0 to (50)70° C
<b>Operating</b>	-25 to 85° C
<b>Storage</b>	-40 to 125° C
<b>Humidity Limits</b>	0 to 95% RH (non condensing)

## Standard Pressure Ranges

No Pressure Port		Single Pressure Port		Dual Pressure Port	
Part Number	Operating Pressure	Part Number	Part Number	Proof Pressure	
4 INCH-G-HGRADE-MINI	0 - 4 "H2O	4 INCH-GF-HGRADE-MINI	4 INCH-D-HGRADE-MINI	3 PSI	
0.3 PSI-G-HGRADE-MINI	0 - 0.3 PSI	0.3 PSI-GF-HGRADE-MINI	0.3 PSI-D-HGRADE-MINI	3 PSI	
10 INCH-G-HGRADE-MINI	0 - 10 "H2O	10 INCH-GF-HGRADE-MINI	10 INCH-D-HGRADE-MINI	5 PSI	
1 PSI-G-HGRADE-MINI	0 - 1 PSI	1 PSI-GF-HGRADE-MINI	1 PSI-D-HGRADE-MINI	10 PSI	
5 PSI-G-HGRADE-MINI	0 - 5 PSI	5 PSI-GF-HGRADE-MINI	5 PSI-D-HGRADE-MINI	20 PSI	
15 PSI-A-HGRADE-MINI	0 - 15 PSIA	15 PSI-AF-HGRADE-MINI		60 PSI	
15 PSI-G-HGRADE-MINI	0-15 PSI	15 PSI-GF-HGRADE-MINI	15 PSI-D-HGRADE-MINI	60 PSI	
30 PSI-A-HGRADE-MINI	0 -30 PSIA	30 PSI-AF-HGRADE-MINI		60 PSI	
30 PSI-G-HGRADE-MINI	0-30 PSI	30 PSI-GF-HGRADE-MINI	30 PSI-D-HGRADE-MINI	60 PSI	
100 PSI-G-HGRADE-MINI	0-100 PSI	100 PSI-GF-HGRADE-MINI		150 PSI	

## Performance Characteristics for 4 INCH-G-HGRADE-MINI

Parameter, note 1	Minimum	Nominal	Maximum	Units
Operating Range, differential pressure	--	4.0	--	"H2O
Output Span, note 5	24	25	26	mV
Offset Voltage @ zero differential pressure	--	--	±0.5	mV
Offset Temperature Shift (0°C-50°C), note 2	--	--	±0.5	mV
Linearity, hysteresis error, note 4	--	0.25	0.5	%fs
Span Shift (0°C-50°C), note 2	--	--	±1	%fs

## Performance Characteristics for 10 INCH-G-HGRADE-MINI

Parameter, note 1	Minimum	Nominal	Maximum	Units
Operating Range, differential pressure	--	10.0	--	"H2O
Output Span, note 5	19	20	21	mV
Offset Voltage @ zero differential pressure	--	--	±0.5	mV
Offset Temperature Shift (0°C-70°C), note 2	--	--	±0.5	mV
Linearity, hysteresis error, note 4	--	0.25	0.5	%fs
Span Shift (0°C-70°C), note 2	--	--	±1	%fs

### Performance Characteristics for 0.3 PSI-G-HGRADE-MINI

Parameter, note 1	Minimum	Nominal	Maximum	Units
Operating Range, differential pressure	--	0.3	--	PSI
Output Span, note 5	19	20	21	mV
Offset Voltage @ zero differential pressure	--	--	±0.5	mV
Offset Temperature Shift (0°C-70°C), note 2	--	--	±0.5	mV
Linearity, hysteresis error, note 4	--	0.25	0.5	%fs
Span Shift (0°C-70°C), note 2	--	--	±1	%fs

### Performance Characteristics for 1 PSI-G-HGRADE-MINI

Parameter, note 1	Minimum	Nominal	Maximum	Units
Operating Range, differential pressure	--	1.0	--	PSI
Output Span, note 5	17.82	18.00	18.18	mV
Offset Voltage @ zero differential pressure	--	--	±0.5	mV
Offset Temperature Shift (0°C-70°C), note 2	--	--	±0.5	mV
Linearity, hysteresis error, note 4	--	0.25	0.5	%fs
Span Shift (0°C-70°C), note 2	--	--	±1	%fs

### Performance Characteristics for 5 PSI-G-HGRADE-MINI

Parameter, note 1	Minimum	Nominal	Maximum	Units
Operating Range, differential pressure	--	5.0	--	PSI
Output Span, note 5	59.4	60.0	60.6	mV
Offset Voltage @ zero differential pressure	--	--	±0.5	mV
Offset Temperature Shift (0°C-70°C), note 2	--	--	±0.5	mV
Linearity, hysteresis error, note 4	--	0.25	0.5	%fs
Span Shift (0°C-70°C), note 2	--	--	±1	%fs

### Performance Characteristics for 15 PSI-G-HGRADE-MINI

Parameter, note 1	Minimum	Nominal	Maximum	Units
Operating Range, gage pressure	--	15.0	--	PSI
Output Span, note 5	89.1	90.0	90.9	mV
Offset Voltage @ zero gage pressure	--	--	±0.5	mV
Offset Temperature Shift (0°C-70°C), note 2	--	--	±0.5	mV
Linearity, hysteresis error, note 4	--	0.25	0.5	%fs
Span Shift (0°C-70°C), note 2	--	--	±1	%fs



## Performance Characteristics for 15 PSI-A-HGRADE-MINI

Parameter, note 1	Minimum	Nominal	Maximum	Units
Operating Range, absolute pressure	--	15.0	--	PSIA
Output Span, note 5	89.1	90.0	90.9	mV
Offset Voltage @ zero differential pressure	--	--	±0.5	mV
Offset Temperature Shift (0°C-70°C), note 2	--	--	±0.5	mV
Linearity, hysteresis error, note 4	--	0.25	0.5	%fs
Span Shift (0°C-70°C), note 2	--	--	±1	%fs

## Performance Characteristics for 30 PSI-G-HGRADE-MINI

Parameter, note 1	Minimum	Nominal	Maximum	Units
Operating Range, gage pressure	--	30.0	--	PSI
Output Span, note 5	89.1	90.0	90.9	mV
Offset Voltage @ zero gage pressure	--	--	±0.5	mV
Offset Temperature Shift (0°C-70°C), note 2	--	--	±0.5	mV
Linearity, hysteresis error, note 4	--	0.25	0.5	%fs
Span Shift (0°C-70°C), note 2	--	--	±1	%fs

## Performance Characteristics for 30 PSI-A-HGRADE-MINI

Parameter, note 1	Minimum	Nominal	Maximum	Units
Operating Range, absolute pressure	--	30.0	--	PSIA
Output Span, note 5	89.1	90.0	90.9	mV
Offset Voltage @ zero differential pressure	--	--	±0.5	mV
Offset Temperature Shift (0°C-70°C), note 2	--	--	±0.5	mV
Linearity, hysteresis error, note 4	--	0.25	0.5	%fs
Span Shift (0°C-70°C), note 2	--	--	±1	%fs

## Performance Characteristics for 100 PSI-G-HGRADE-MINI

Parameter, note 1	Minimum	Nominal	Maximum	Units
Operating Range, gage pressure	--	100.0	--	PSI
Output Span, note 5	99.0	100.0	101.0	mV
Offset Voltage @ zero gage pressure	--	--	±0.5	mV
Offset Temperature Shift (0°C-70°C), note 2	--	--	±0.5	mV
Linearity, hysteresis error, note 4	--	0.25	0.5	%fs
Span Shift (0°C-70°C), note 2	--	--	±1	%fs

### Specification Notes

NOTE 1: ALL PARAMETERS ARE MEASURED AT 12.0 VOLT EXCITATION, FOR THE NOMINAL FULL SCALE PRESSURE AND ROOM TEMPERATURE UNLESS OTHERWISE SPECIFIED. PRESSURE MEASUREMENTS ARE WITH POSITIVE PRESSURE APPLIED TO PORT B.

NOTE 2: SHIFT IS RELATIVE TO 25°C.

NOTE 3: SHIFT IS WITHIN THE FIRST HOUR OF EXCITATION APPLIED TO THE DEVICE.

NOTE 4: MEASURED AT ONE-HALF FULL SCALE RATED PRESSURE USING BEST STRAIGHT LINE CURVE FIT.

NOTE 5: THE VOLTAGE ADDED TO THE OFFSET VOLTAGE AT FULL SCALE PRESSURE.

**Pressure Response: for any pressure applied the response time to get to 90% of pressure applied is typically less than 100 useconds.**

All Sensors reserves the right to make changes to any products herein. All Sensors does not assume any liability arising out of the application or use of any product or circuit described herein, neither does it convey any license under its patent rights nor the rights of others.

## Данный компонент на территории Российской Федерации

### Вы можете приобрести в компании MosChip.

Для оперативного оформления запроса Вам необходимо перейти по данной ссылке:

<http://moschip.ru/get-element>

Вы можете разместить у нас заказ для любого Вашего проекта, будь то серийное производство или разработка единичного прибора.

В нашем ассортименте представлены ведущие мировые производители активных и пассивных электронных компонентов.

Нашей специализацией является поставка электронной компонентной базы двойного назначения, продукции таких производителей как XILINX, Intel (ex.ALTERA), Vicor, Microchip, Texas Instruments, Analog Devices, Mini-Circuits, Amphenol, Glenair.

Сотрудничество с глобальными дистрибьюторами электронных компонентов, предоставляет возможность заказывать и получать с международных складов практически любой перечень компонентов в оптимальные для Вас сроки.

На всех этапах разработки и производства наши партнеры могут получить квалифицированную поддержку опытных инженеров.

Система менеджмента качества компании отвечает требованиям в соответствии с ГОСТ Р ИСО 9001, ГОСТ РВ 0015-002 и ЭС РД 009

### Офис по работе с юридическими лицами:

105318, г.Москва, ул.Щербаковская д.3, офис 1107, 1118, ДЦ «Щербаковский»

Телефон: +7 495 668-12-70 (многоканальный)

Факс: +7 495 668-12-70 (доб.304)

E-mail: [info@moschip.ru](mailto:info@moschip.ru)

Skype отдела продаж:

moschip.ru

moschip.ru\_4

moschip.ru\_6

moschip.ru\_9