

4A, 600V - 1000V Glass Passivated Bridge Rectifier

FEATURES

- Ideal for printed circuit board
- High case dielectric strength
- High surge current capability
- UL Recognized File # E-326243
- Compliant to RoHS Directive 2011/65/EU and in accordance to WEEE 2002/96/EC
- Halogen-free according to IEC 61249-2-21


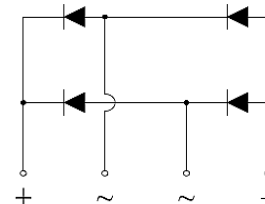
APPLICATIONS

- Switching mode power supply (SMPS)
- Adapters
- TV
- Monitor

MECHANICAL DATA

- Case: D3K
- Molding compound meets UL 94V-0 flammability rating
- Packing code with suffix "G" means green compound (halogen-free)
- Terminal : Matte tin plated leads, solderable per J-STD-002
- Meet JESD 201 class 1A whisker test
- Mounting Torque: 0.8 Nm maximum
- Polarity: As marked
- Weight: 1.24 g (approximately)

KEY PARAMETERS		
PARAMETER	VALUE	UNIT
V_{RRM}	600 - 1000	V
$I_{F(AV)}$	4	A
I_{FSM}	135	A
T_{JMAX}	150	°C
Package	D3K	
Configuration	Quad	


D3K


ABSOLUTE MAXIMUM RATINGS ($T_A = 25^\circ\text{C}$ unless otherwise noted)

PARAMETER	SYMBOL	UR4KB 60-B	UR4KB 80-B	UR4KB 100-B	UNIT
Marking code on the device		UR4KB60	UR4KB80	UR4KB100	
Repetitive peak reverse voltage	V_{RRM}	600	800	1000	V
Reverse voltage, total rms value	$V_{R(RMS)}$	420	560	700	V
Maximum DC blocking voltage	V_{DC}	600	800	1000	
Maximum average forward current 60Hz sine wave resistance load	$I_{F(AV)}$	Without heat sink $T_A=120^\circ\text{C}$			A
		With heat sink $T_C=138^\circ\text{C}$			
Surge peak forward current, 8.3 ms single half sine-wave superimposed on rated load	I_{FSM}		135		A
I^2t value (of a surge on-state current) ⁽¹⁾	I^2t		75		A ² s
Junction temperature	T_J		-55 to +150		°C
Storage temperature	T_{STG}		-55 to +150		°C

Note:

1. Pulse test with PW=8.3 ms

THERMAL PERFORMANCE			
PARAMETER	SYMBOL	LIMIT	UNIT
Junction-to-lead thermal resistance	$R_{\theta JL}$	9.3	°C/W
Junction-to-ambient thermal resistance	$R_{\theta JA}$	14.0	°C/W
Junction-to-case thermal resistance	$R_{\theta JC}$	8.2	°C/W

ELECTRICAL SPECIFICATIONS ($T_A = 25^\circ\text{C}$ unless otherwise noted)					
PARAMETER	CONDITIONS	SYMBOL	TYP	MAX	UNIT
Forward voltage ⁽¹⁾	$I_F = 2\text{A}, T_J = 25^\circ\text{C}$	V_F	-	1.0	V
Reverse current @ rated V_R ⁽²⁾	$T_J = 25^\circ\text{C}$	I_R	-	10	μA

Notes:

1. Pulse test with $PW=0.3\text{ ms}$
2. Pulse test with $PW=30\text{ ms}$

ORDERING INFORMATION				
PART NO.	PACKING CODE	PACKING CODE SUFFIX	PACKAGE	PACKING
UR4KBx0-B (Note 1, 2)	C2	G	D3K	1,500 / BOX

Notes:

1. "x" defines voltage from 600V (UR4KB60-B) to 1000V (UR4KB100-B)
2. Whole series with green compound

EXAMPLE				
EXAMPLE P/N	PART NO.	PACKING CODE	PACKING CODE SUFFIX	DESCRIPTION
UR4KB60-B C2G	UR4KB60-B	C2	G	Green compound

RATINGS AND CHARACTERISTICS CURVES

($T_A = 25^\circ\text{C}$ unless otherwise noted)

Fig.1 Maximum Derating Curve For Output current

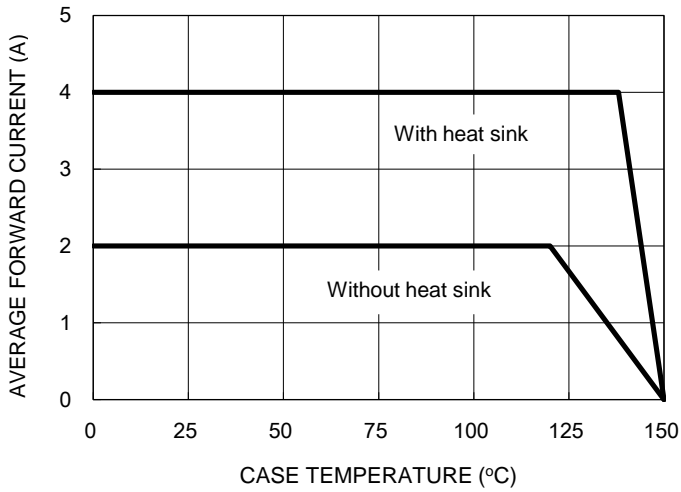


Fig.2 Maximum Forward Surge Current

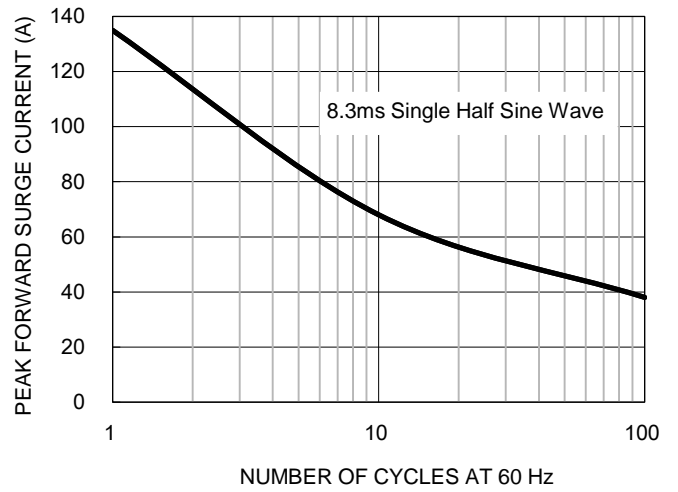


Fig.3 Typical Reverse Characteristics

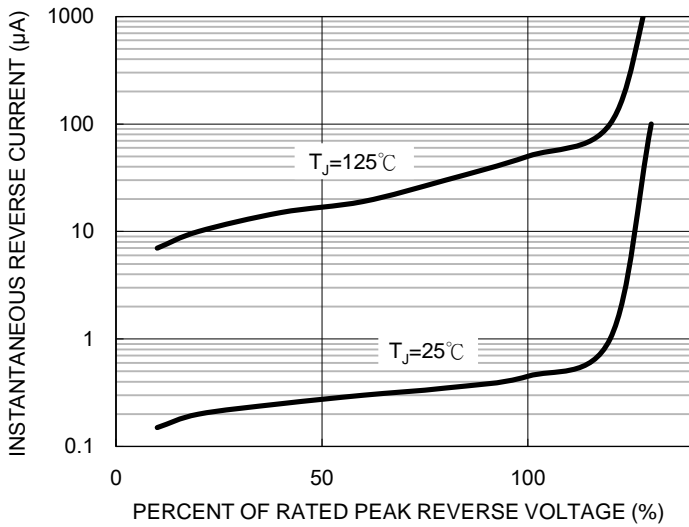
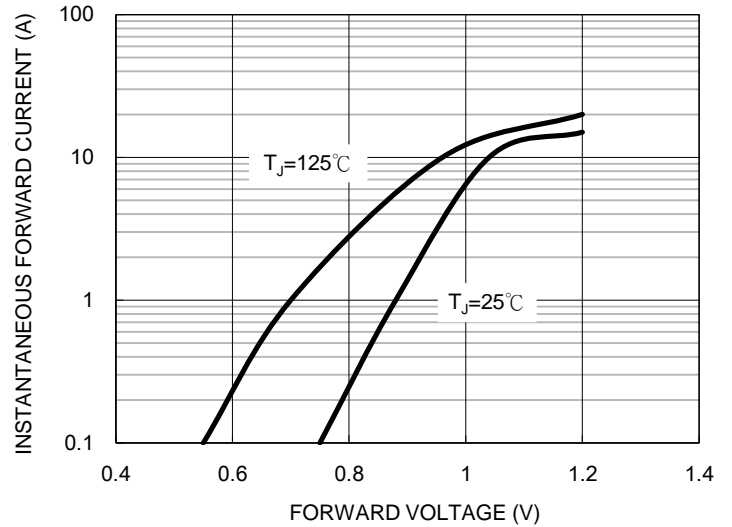


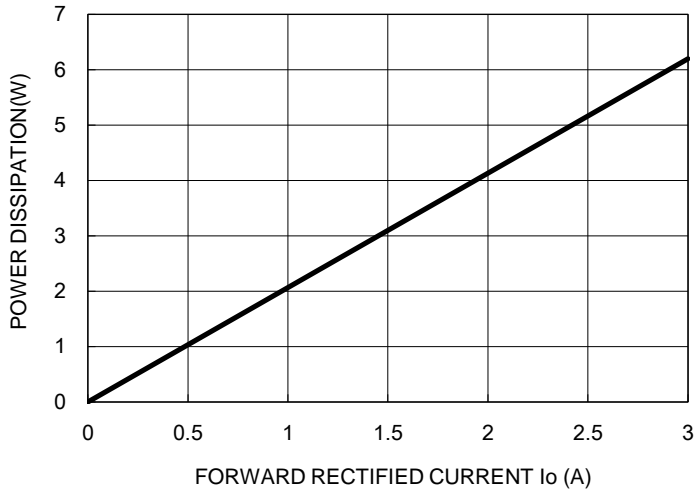
Fig.4 Typical Forward Characteristics



RATINGS AND CHARACTERISTICS CURVES

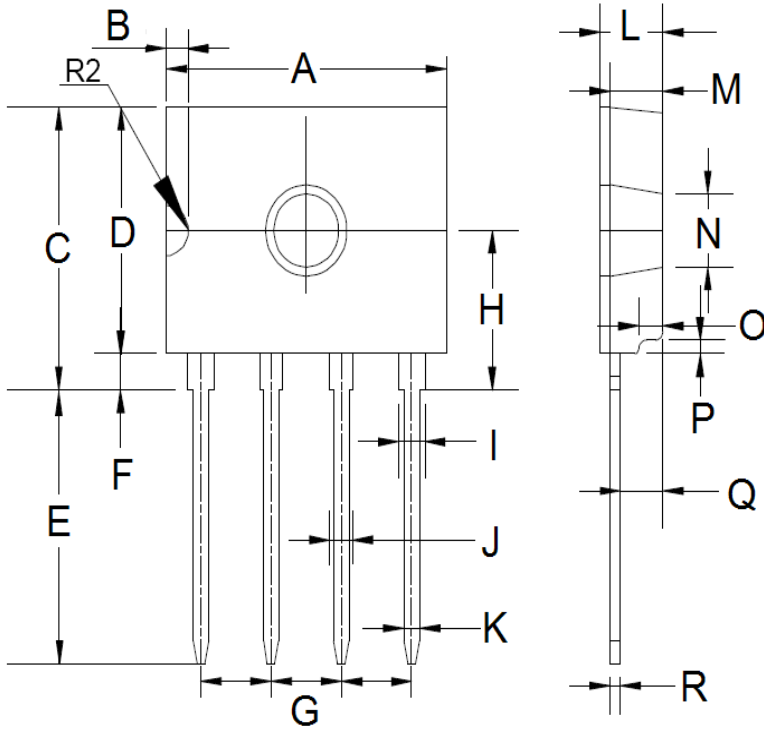
($T_A = 25^\circ\text{C}$ unless otherwise noted)

Fig.5 Forward Power Dissipation



PACKAGE OUTLINE DIMENSIONS

D3K



DIM.	Unit (mm)		Unit (inch)	
	Min	Max	Min	Max
A	13.50	14.10	0.531	0.555
B	0.70	1.40	0.028	0.055
C	11.70	12.30	0.461	0.484
D	10.50	11.10	0.413	0.437
E	11.70	12.30	0.461	0.484
F	1.10	1.40	0.043	0.055
G	3.51	4.11	0.138	0.162
H	6.70	7.30	0.264	0.287
I	1.10	1.50	0.043	0.059
J	1.05	1.25	0.041	0.049
K	0.66	0.86	0.026	0.034
L	2.90	3.30	0.114	0.130
M	2.40	2.80	0.094	0.110
N	3.10	3.40	0.122	0.134
O	1.00	1.40	0.039	0.055
P	0.40	0.80	0.016	0.031
Q	1.80	2.40	0.071	0.094
R	0.40	0.60	0.016	0.024

MARKING DIAGRAM



- P/N = Marking Code
- G = Green Compound
- YWW = Date Code
- F = Factory Code

Notice

Specifications of the products displayed herein are subject to change without notice. TSC or anyone on its behalf, assumes no responsibility or liability for any errors or inaccuracies.

Information contained herein is intended to provide a product description only. No license, express or implied, to any intellectual property rights is granted by this document. Except as provided in TSC's terms and conditions of sale for such products, TSC assumes no liability whatsoever, and disclaims any express or implied warranty, relating to sale and/or use of TSC products including liability or warranties relating to fitness for a particular purpose, merchantability, or infringement of any patent, copyright, or other intellectual property right.

The products shown herein are not designed for use in medical, life-saving, or life-sustaining applications. Customers using or selling these products for use in such applications do so at their own risk and agree to fully indemnify TSC for any damages resulting from such improper use or sale.

Данный компонент на территории Российской Федерации

Вы можете приобрести в компании MosChip.

Для оперативного оформления запроса Вам необходимо перейти по данной ссылке:

<http://moschip.ru/get-element>

Вы можете разместить у нас заказ для любого Вашего проекта, будь то серийное производство или разработка единичного прибора.

В нашем ассортименте представлены ведущие мировые производители активных и пассивных электронных компонентов.

Нашей специализацией является поставка электронной компонентной базы двойного назначения, продукции таких производителей как XILINX, Intel (ex.ALTERA), Vicor, Microchip, Texas Instruments, Analog Devices, Mini-Circuits, Amphenol, Glenair.

Сотрудничество с глобальными дистрибьюторами электронных компонентов, предоставляет возможность заказывать и получать с международных складов практически любой перечень компонентов в оптимальные для Вас сроки.

На всех этапах разработки и производства наши партнеры могут получить квалифицированную поддержку опытных инженеров.

Система менеджмента качества компании отвечает требованиям в соответствии с ГОСТ Р ИСО 9001, ГОСТ РВ 0015-002 и ЭС РД 009

Офис по работе с юридическими лицами:

105318, г.Москва, ул.Щербаковская д.3, офис 1107, 1118, ДЦ «Щербаковский»

Телефон: +7 495 668-12-70 (многоканальный)

Факс: +7 495 668-12-70 (доб.304)

E-mail: info@moschip.ru

Skype отдела продаж:

moschip.ru

moschip.ru_4

moschip.ru_6

moschip.ru_9