40W Constant Voltage + Constant Current LED Driver

# HLG-40H series

TAIWAN EXCELLENCE 2011

SELV IP65 IP67 (except for AB-type) Type HL (except for B/AB/D-type)

## Features

- Constant Voltage + Constant Current mode output
- Metal housing with class Ⅰ design
- Built-in active PFC function
- Class 2 power unit
- IP67 / IP65 rating for indoor or outdoor installations
- Function options: output adjustable via potentiometer; 3 in 1 dimming; Timer dimming
- Typical lifetime > 62000 hours
- 7 years warranty

## Applications

- LED street lighting
- LED high-bay lighting
- Parking space lighting
- LED fishing lamp
- LED greenhouse lighting
- Type "HL" for use in Class Ⅰ, Division 2 hazardous (Classified) location.

## Description

HLG-40H series is a 40W AC/DC LED driver featuring the dual mode constant voltage and constant current output. HLG-40H operates from 90~305VAC and offers models with different rated voltage ranging between 12V and 54V. Thanks to the high efficiency up to 89.5%, with the fanless design, the entire series is able to operate for -40℃ ~ +80℃ case temperature under free air convection. The design of metal housing and IP67/IP65 ingress protection level allows this series to fit both indoor and outdoor applications. HLG-40H is equipped with various function options, such as dimming methodologies, so as to provide the optimal design flexibility for LED lighting system.

## Model Encoding

**HLG - 40H - 36 A**

- A — Function options
- 36 — Rated output voltage (12V/15V/20V/24V/30V/36V/42V/48V/54V)
- 40H — Rated wattage
- HLG — Series name

| Type | IP Level | Function | Note |
|---|---|---|---|
| Blank | IP67 | Io and Vo fixed | In Stock |
| A | IP65 | Io and Vo adjustable through built-in potentiometer | In Stock |
| B | IP67 | 3 in 1 dimming function (1~10VDC, 10V PWM signal and resistance) | In Stock |
| AB | IP65 | Io and Vo adjustable through built-in potentiometer & 3 in 1 dimming function (1~10Vdc, 10V PWM signal and resistance) | In Stock |
| D | IP67 | Timer dimming function, contact MEAN WELL for details(safety pending). | By request |

## SPECIFICATION

| MODEL | | HLG-40H-12□ | HLG-40H-15□ | HLG-40H-20□ | HLG-40H-24□ | HLG-40H-30□ | HLG-40H-36□ | HLG-40H-42□ | HLG-40H-48□ | HLG-40H-54□ |
|---|---|---|---|---|---|---|---|---|---|---|
| OUTPUT | DC VOLTAGE | 12V | 15V | 20V | 24V | 30V | 36V | 42V | 48V | 54V |
| | CONSTANT CURRENT REGION Note.4 | 7.2 ~12V | 9 ~ 15V | 12 ~ 20V | 14.4 ~ 24V | 18 ~ 30V | 21.6 ~ 36V | 25.2 ~ 42V | 28.8 ~ 48V | 32.4 ~ 54V |
| | RATED CURRENT | 3.33A | 2.67A | 2A | 1.67A | 1.34A | 1.12A | 0.96A | 0.84A | 0.75A |
| | RATED POWER | 39.96W | 40.05W | 40W | 40.08W | 40.2W | 40.32W | 40.32W | 40.32W | 40.5W |
| | RIPPLE & NOISE (max.) Note.2 | 150mVp-p | 150mVp-p | 150mVp-p | 200mVp-p | 200mVp-p | 200mVp-p | 200mVp-p | 300mVp-p | 300mVp-p |
| | VOLTAGE ADJ. RANGE | Adjustable for A/AB-Type only (via built-in potentiometer) | | | | | | | | |
| | | 10.8 ~ 13.5V | 13.5 ~ 17V | 17 ~ 22V | 22 ~ 27V | 27 ~ 33V | 33 ~ 40V | 40 ~ 46V | 44 ~ 53V | 49 ~ 58V |
| | CURRENT ADJ. RANGE | Adjustable for A/AB-Type only (via built-in potentiometer) | | | | | | | | |
| | | 2 ~ 3.33A | 1.6 ~ 2.67A | 1.2 ~ 2A | 1 ~ 1.67A | 0.8 ~ 1.34A | 0.67 ~ 1.12A | 0.58 ~ 0.96A | 0.5 ~ 0.84A | 0.45 ~ 0.75A |
| | VOLTAGE TOLERANCE Note.3 | ±2.5% | ±2.0% | ±1.0% | ±1.0% | ±1.0% | ±1.0% | ±1.0% | ±1.0% | ±1.0% |
| | LINE REGULATION | ±0.5% | ±0.5% | ±0.5% | ±0.5% | ±0.5% | ±0.5% | ±0.5% | ±0.5% | ±0.5% |
| | LOAD REGULATION | ±2.0% | ±1.5% | ±1.0% | ±0.5% | ±0.5% | ±0.5% | ±0.5% | ±0.5% | ±0.5% |
| | SETUP, RISE TIME Note.6 | 500ms,80ms/115VAC 500ms,80ms/230VAC | | | | | | | | |
| | HOLD UP TIME (Typ.) | 16ms / 115VAC, 230VAC | | | | | | | | |
| INPUT | VOLTAGE RANGE Note.5 | 90 ~ 305VAC 127 ~ 431VDC<br>(Please refer to "STATIC CHARACTERISTIC" section) | | | | | | | | |
| | FREQUENCY RANGE | 47 ~ 63Hz | | | | | | | | |
| | POWER FACTOR (Typ.) | PF≧0.98/115VAC, PF≧0.95/230VAC, PF≧0.92/277VAC @ full load<br>(Please refer to "POWER FACTOR (PF) CHARACTERISTIC" section) | | | | | | | | |
| | TOTAL HARMONIC DISTORTION | THD< 20% (@ load≧60% / 115VAC,230VAC; @ load≧75% / 277VAC)<br>(Please refer to "TOTAL HARMONIC DISTORTION (THD)" section) | | | | | | | | |
| | EFFICIENCY (Typ.) | 86.5% | 86.5% | 88% | 88% | 88.5% | 88.5% | 88.5% | 89.5% | 89.5% |
| | AC CURRENT (Typ.) | 0.43A / 115VAC 0.24A / 230VAC 0.23A / 277VAC | | | | | | | | |
| | INRUSH CURRENT(Typ.) | COLD START 50A($t_{width}$=210μs measured at 50% $I_{peak}$) at 230VAC; Per NEMA 410 | | | | | | | | |
| | MAX. No. of PSUs on 16A CIRCUIT BREAKER | 12 units (circuit breaker of type B) / 20 units (circuit breaker of type C) at 230VAC | | | | | | | | |
| | LEAKAGE CURRENT | <0.75mA / 277VAC | | | | | | | | |
| PROTECTION | OVER CURRENT | 95 ~ 108% | | | | | | | | |
| | | Constant current limiting, recovers automatically after fault condition is removed | | | | | | | | |
| | SHORT CIRCUIT | Hiccup mode, recovers automatically after fault condition is removed | | | | | | | | |
| | OVER VOLTAGE | 15 ~ 21V | 18 ~ 24V | 23 ~ 30V | 28 ~ 35V | 35 ~ 43V | 41 ~ 49V | 48 ~ 58V | 54 ~ 65V | 59 ~ 68V |
| | | Shut down o/p voltage, re-power on to recover | | | | | | | | |
| | OVER TEMPERATURE | Shut down o/p voltage, re-power on to recover | | | | | | | | |
| ENVIRONMENT | WORKING TEMP. | Tcase= -40 ~ +80℃ (Please refer to "OUTPUT LOAD vs TEMPERATURE" section) | | | | | | | | |
| | MAX. CASE TEMP. | Tcase= +80℃ | | | | | | | | |
| | WORKING HUMIDITY | 20 ~ 95% RH non-condensing | | | | | | | | |
| | STORAGE TEMP., HUMIDITY | -40 ~ +80℃, 10 ~ 95% RH | | | | | | | | |
| | TEMP. COEFFICIENT | ±0.03%/℃ (0 ~ 60℃) | | | | | | | | |
| | VIBRATION | 10 ~ 500Hz, 5G 12min./1cycle, period for 72min. each along X, Y, Z axes | | | | | | | | |
| SAFETY & EMC | SAFETY STANDARDS Note.8 | UL8750(type"HL"), CSA C22.2 No. 250.0-08 , EN/AS/NZS 61347-1,EN/AS/NZS 61347-2-13 independent ,<br>GB19510.1,GB19510.14,EAC TP TC 004,KC61347-1,KC61347-2-13(except for AB-type), IP65 or IP67 approved ;<br>J61347-1,J61347-2-13 (except for B,AB and D-type) ; design refer to UL60950-1, TUV EN60950-1, EN60335-1 | | | | | | | | |
| | WITHSTAND VOLTAGE | I/P-O/P:3.75KVAC I/P-FG:2KVAC O/P-FG:1.5KVAC | | | | | | | | |
| | ISOLATION RESISTANCE | I/P-O/P, I/P-FG, O/P-FG:100M Ohms / 500VDC / 25℃/ 70% RH | | | | | | | | |
| | EMC EMISSION Note.8 | Compliance to EN55015, EN61000-3-2 Class C (@ load≧60%) ; EN61000-3-3,GB17743 and GB17625.1, EAC TP TC 020 | | | | | | | | |
| | EMC IMMUNITY | Compliance to EN61000-4-2,3,4,5,6,8,11; EN61547, EN55024,<br>light industry level (surge immunity Line-Earth 4KV, Line-Line 2KV), EAC TP TC 020 | | | | | | | | |
| OTHERS | MTBF | 1131.9K hrs min. Telcordia SR-332 (Bellcore) ; 336.5K hrs min. MIL-HDBK-217F (25℃) | | | | | | | | |
| | DIMENSION | 171*61.5*36.8mm (L*W*H) | | | | | | | | |
| | PACKING | 0.73Kg; 20pcs/15.6Kg/0.9CUFT | | | | | | | | |

**NOTE**

1. All parameters NOT specially mentioned are measured at 230VAC input, rated current and 25℃ of ambient temperature.
2. Ripple & noise are measured at 20MHz of bandwidth by using a 12" twisted pair-wire terminated with a 0.1uf & 47uf parallel capacitor.
3. Tolerance : includes set up tolerance, line regulation and load regulation.
4. Please refer to "DRIVING METHODS OF LED MODULE".
5. De-rating may be needed under low input voltages. Please refer to “STATIC CHARACTERISTIC” sections for details.
6. Length of set up time is measured at first cold start. Turning ON/OFF the driver may lead to increase of the set up time.
7. The driver is considered as a component that will be operated in combination with final equipment. Since EMC performance will be affected by the complete installation, the final equipment manufacturers must re-qualify EMC Directive on the complete installation again.
8. To fulfill requirements of the latest ErP regulation for lighting fixtures, this LED driver can only be used behind a switch without permanently connected to the mains.
9. This series meets the typical life expectancy of >62,000 hours of operation when Tcase, particularly (tc) point (or TMP, per DLC), is about 75℃ or less.
10. Please refer to the warranty statement on MEAN WELL's website at http://www.meanwell.com.
11. The ambient temperature derating of 3.5℃/1000m with fanless models and of 5℃/1000m with fan models for operating altitude higher than 2000m(6500ft).
12. For any application note and IP water proof function installation caution, please refer our user manual before using.
    https://www.meanwell.com/Upload/PDF/LED_EN.pdf

## ■ BLOCK DIAGRAM

Fosc : 100KHz

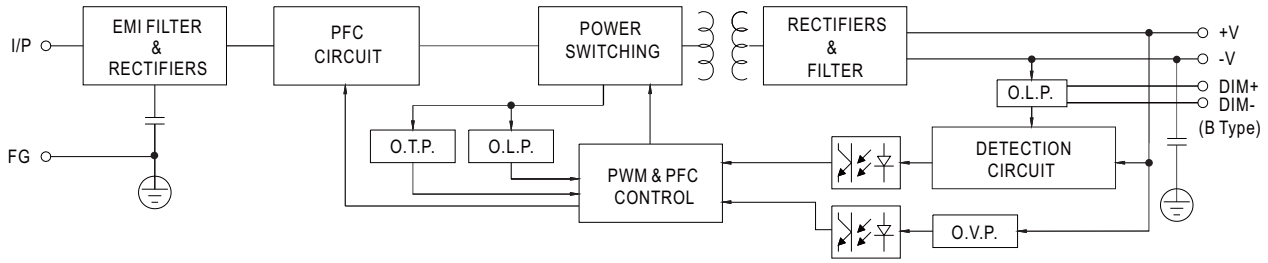


## ■ DRIVING METHODS OF LED MODULE

※ This series is able to work in either Constant Current mode (a direct drive way) or Constant Voltage mode (usually through additional DC/DC driver) to drive the LEDs.

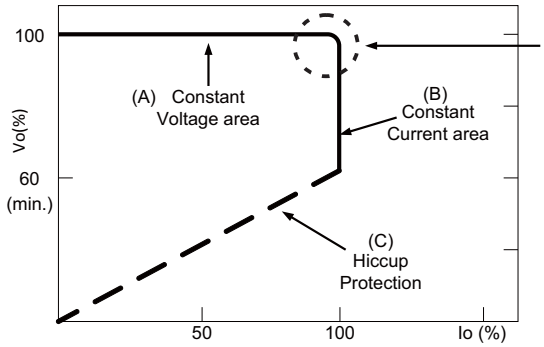


Typical output current normalized by rated current (%)

In the constant current region, the highest voltage at the output of the driver depends on the configuration of the end systems.

Should there be any compatibility issues, please contact MEAN WELL.

## ■ DIMMING OPERATION

※ **3 in 1 dimming function (for B/AB-Type)**

- Output constant current level can be adjusted by applying one of the three methodologies between DIM+ and DIM-: 1 ~ 10VDC, or 10V PWM signal or resistance.
- Direct connecting to LEDs is suggested. It is not suitable to be used with additional drivers.
- Dimming source current from power supply: 100μA (typ.)

◎ Applying additive 1 ~ 10VDC

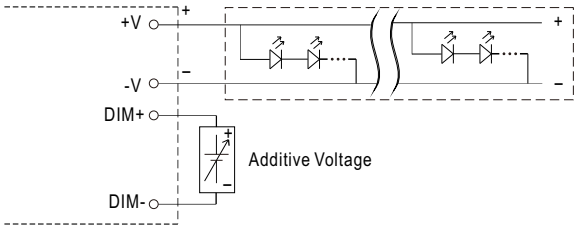


"DO NOT connect "DIM- to -V"

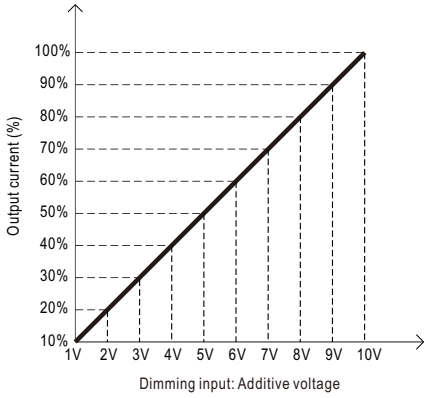


◎ Applying additive 10V PWM signal (frequency range 100Hz ~ 3KHz):

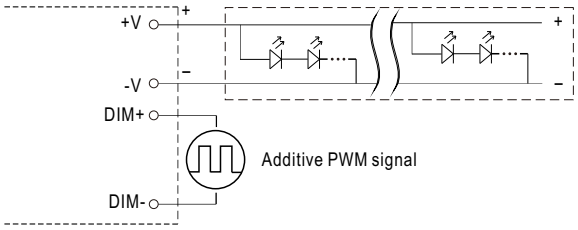


"DO NOT connect "DIM- to -V"

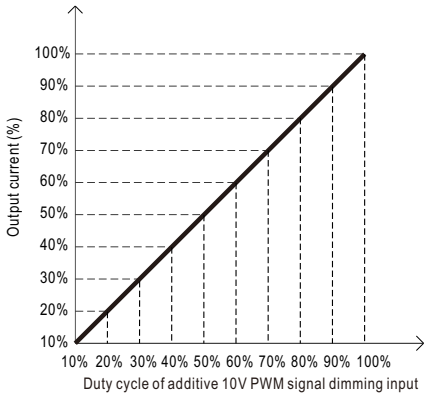


◎ Applying additive resistance:

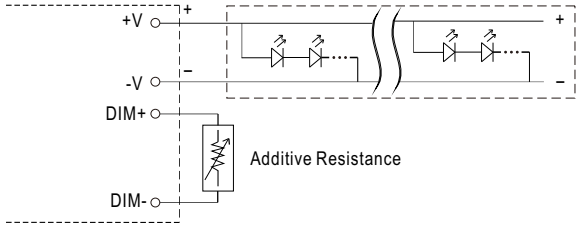


"DO NOT connect "DIM- to -V"

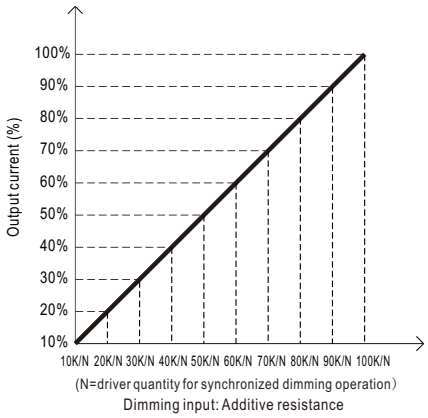

Note: In the case of turning the lighting fixture down to 0% brightness, please refer to the configuration as follow, or please contact MEAN WELL for other options.

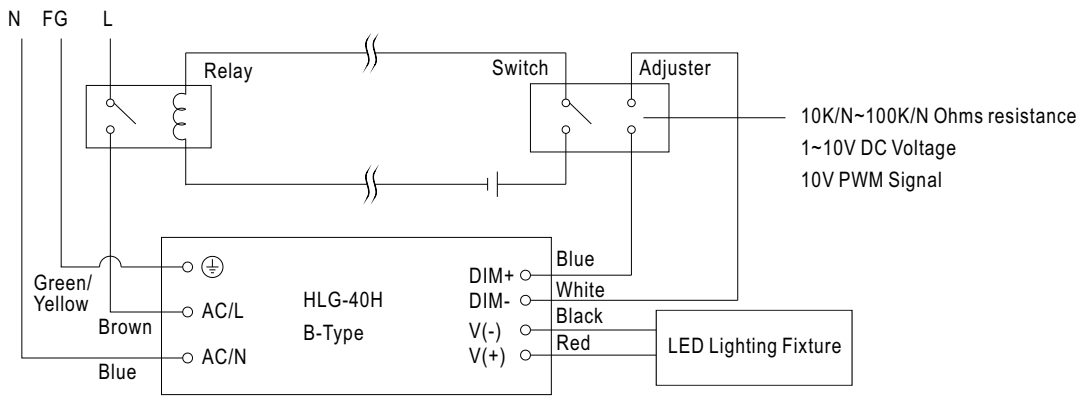


Using a switch and relay can turn ON/OFF the lighting fixture.

## ■ OUTPUT LOAD vs TEMPERATURE(Note.10)

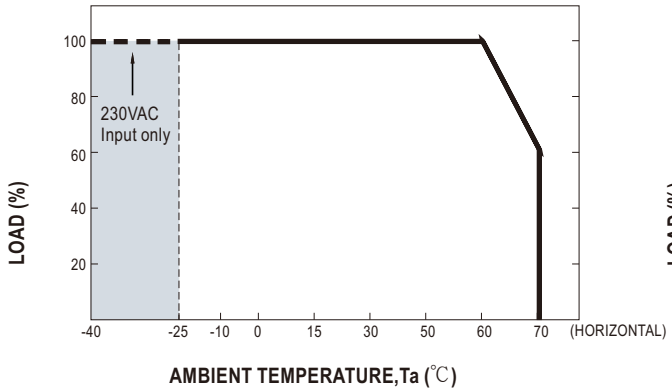


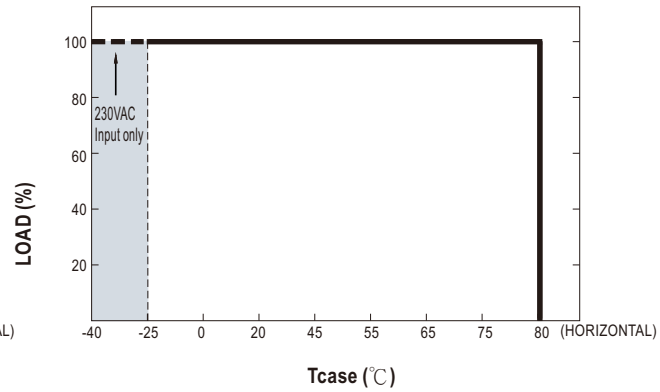


## ■ STATIC CHARACTERISTICS

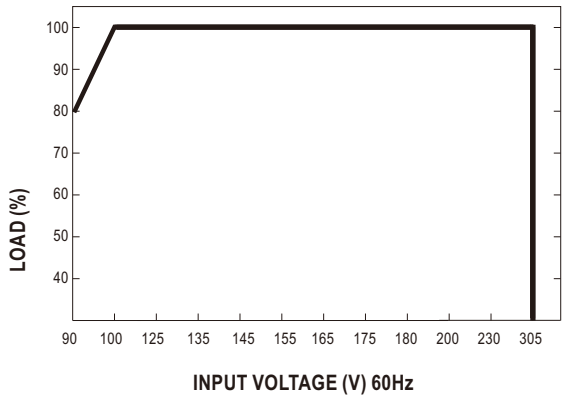


※ De-rating is needed under low input voltage.

## ■ POWER FACTOR(PF) CHARACTERISTIC

※Tcase at 70℃

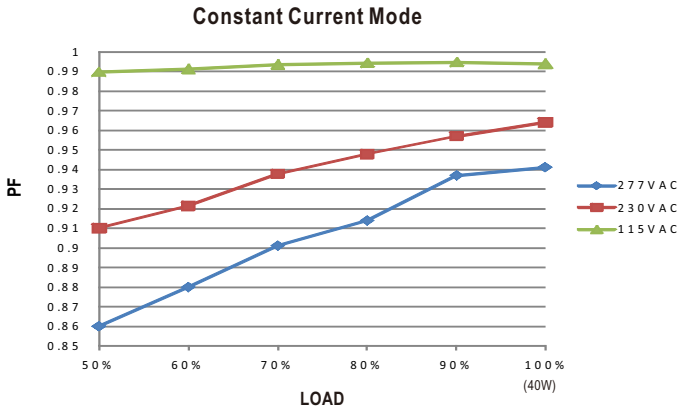


## ■ TOTAL HARMONIC DISTORTION (THD)

※ 48V Model, Tcase at 70℃

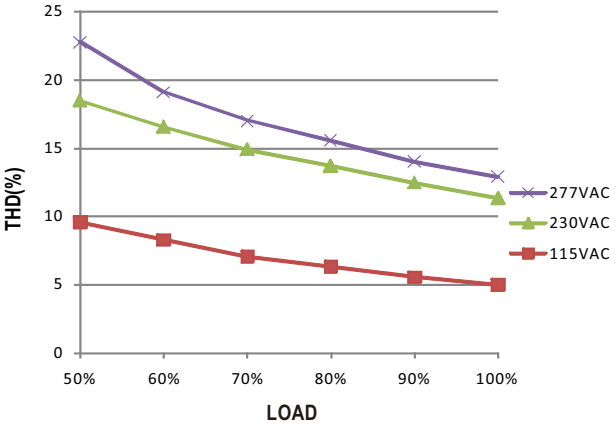


## ■ EFFICIENCY vs LOAD

HLG-40H series possess superior working efficiency that up to 89.5% can be reached in field applications.

※ 48V Model, Tcase at 70℃

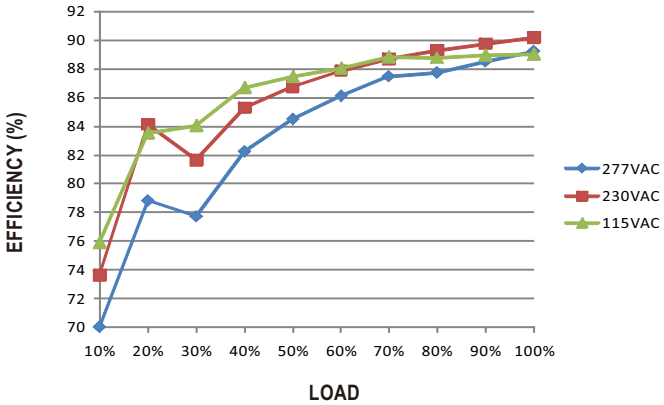

## ■ LIFETIME

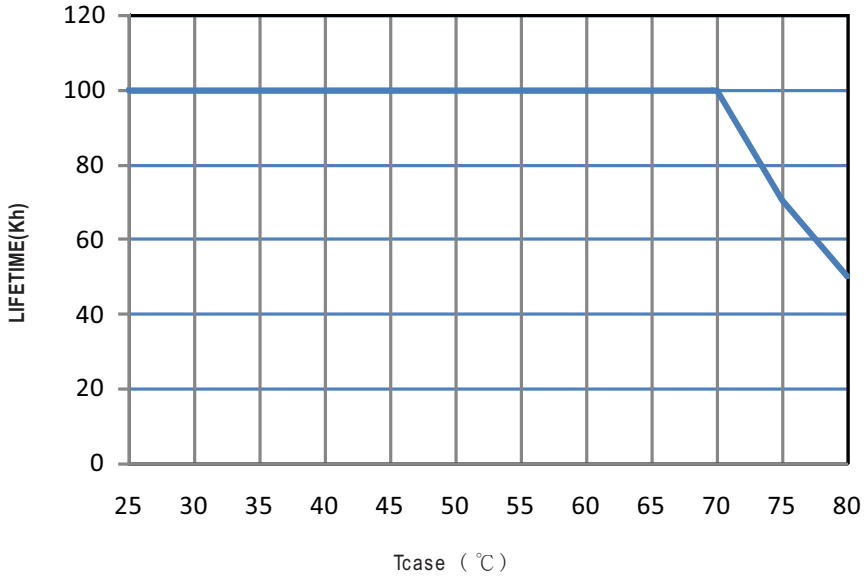
120
100
80
60
40
20
0
LIFETIME(Kh)
25
30
35
40
45
50
55
60
65
70
75
80
Tcase（℃）

## ■ MECHANICAL SPECIFICATION

Case No.957B Unit:mm

※Blank/D-Type

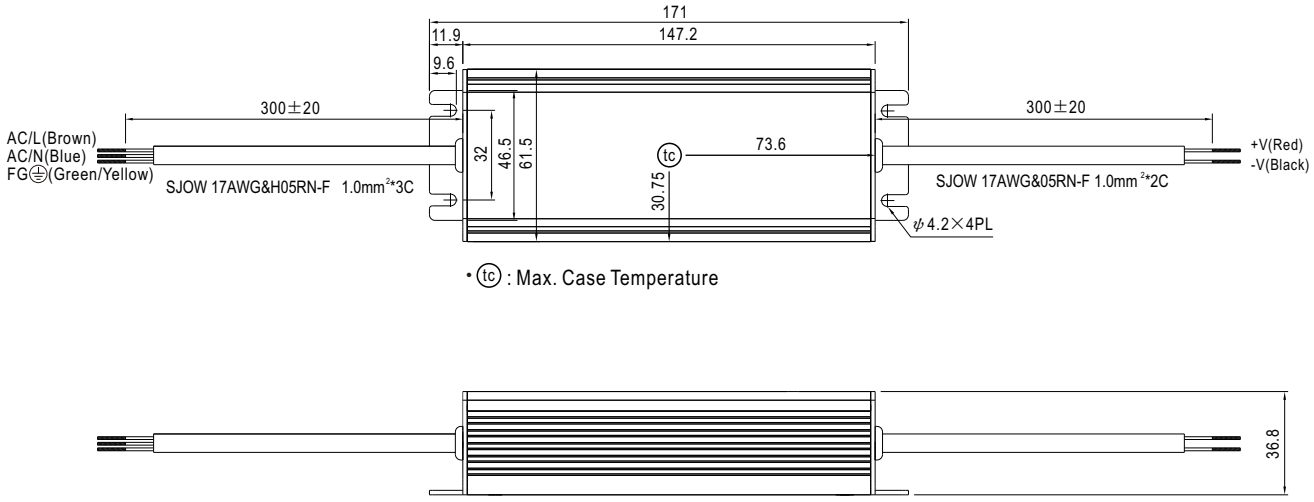


• tc : Max. Case Temperature

※A-Type

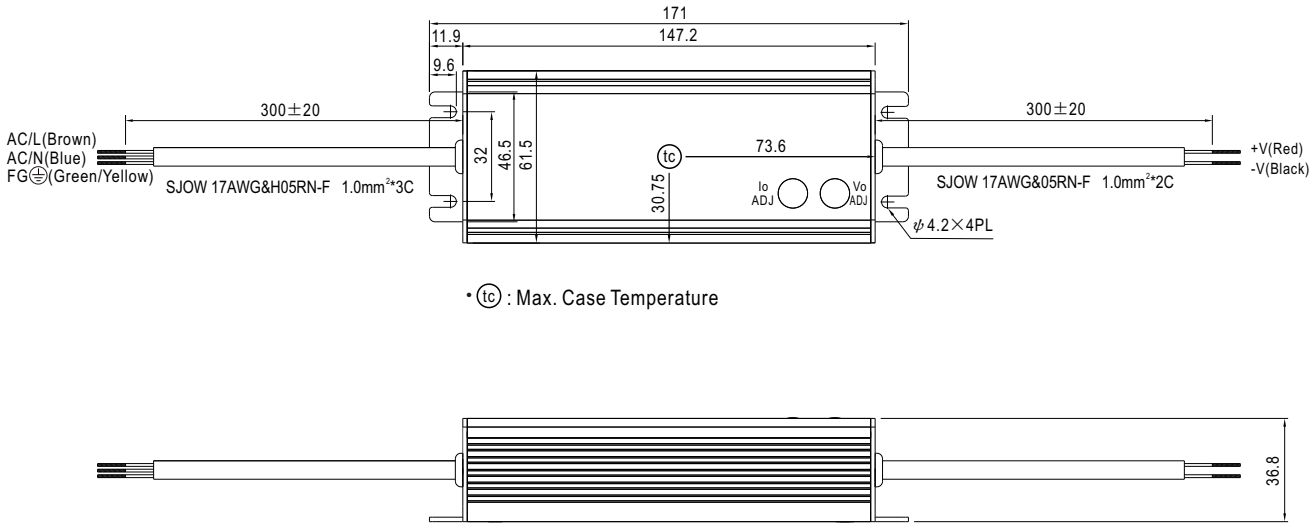


• tc : Max. Case Temperature

※B-Type

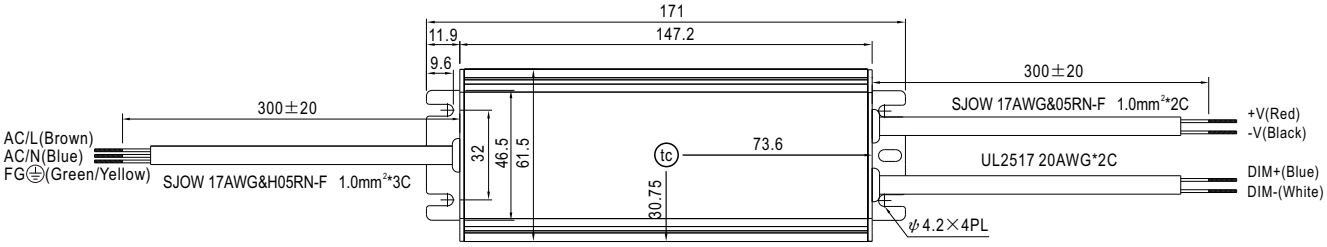


• tc : Max. Case Temperature

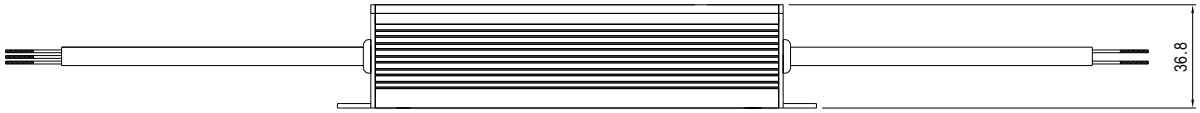


※AB-Type

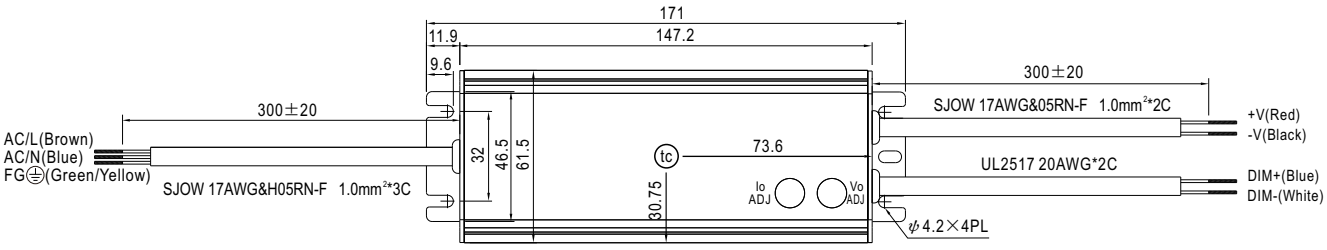


• tc : Max. Case Temperature



## ■ WATERPROOF CONNECTION

※ Waterproof connector

Waterproof connector can be assembled on the output cable of HLG-40H to operate in dry/wet/damp or outdoor environment.

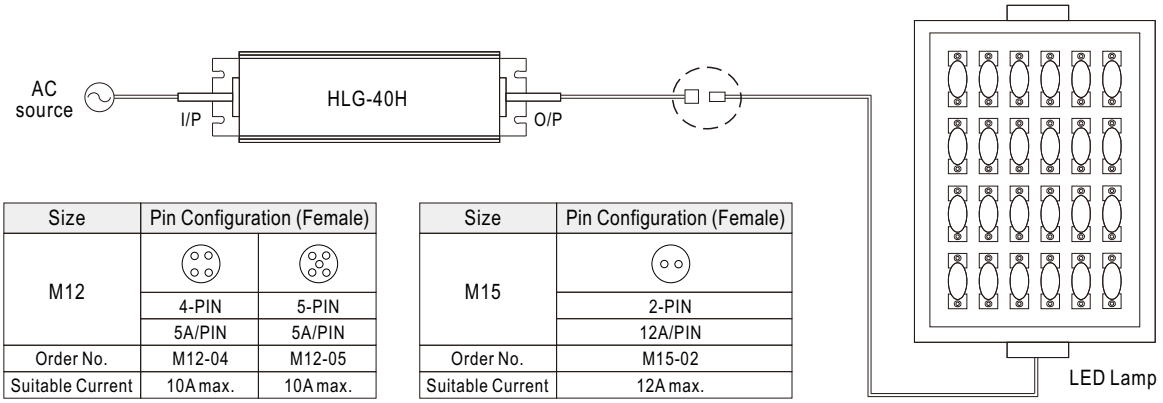


| Size | Pin Configuration (Female) | |
|---|---|---|
| M12 | | |
| | 4-PIN | 5-PIN |
| | 5A/PIN | 5A/PIN |
| Order No. | M12-04 | M12-05 |
| Suitable Current | 10A max. | 10A max. |

| Size | Pin Configuration (Female) |
|---|---|
| M15 | |
| | 2-PIN |
| | 12A/PIN |
| Order No. | M15-02 |
| Suitable Current | 12A max. |

※ **Cable Joiner**

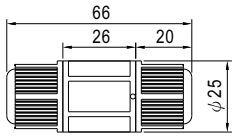


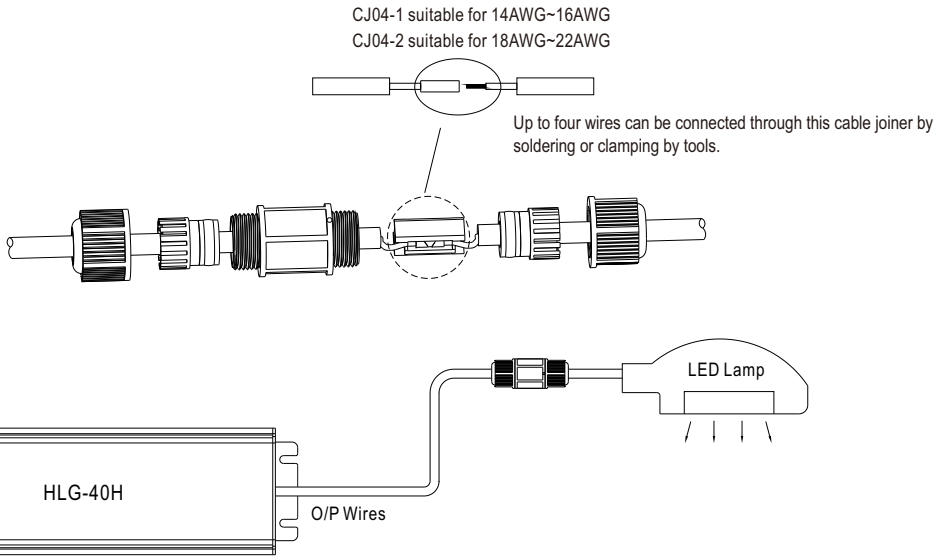


◎ CJ04 cable joiner can be purchased independently for user's own assembly.
MEAN WELL order No. : CJ04-1, CJ04-2.

## ■ INSTALLATION MANUAL

Please refer to : http://www.meanwell.com/manual.html

Общество с ограниченной ответственностью «МосЧип» ИНН 7719860671 / КПП 771901001
Адрес: 105318, г.Москва, ул.Щербаковская д.3, офис 1107

**Данный компонент на территории Российской Федерации**

**Вы можете приобрести в компании MosChip.**

Для оперативного оформления запроса Вам необходимо перейти по данной ссылке:

http://moschip.ru/get-element

Вы можете разместить у нас заказ для любого Вашего проекта, будь то серийное производство или разработка единичного прибора.

В нашем ассортименте представлены ведущие мировые производители активных и пассивных электронных компонентов.

Нашей специализацией является поставка электронной компонентной базы двойного назначения, продукции таких производителей как XILINX, Intel (ex.ALTERA), Vicor, Microchip, Texas Instruments, Analog Devices, Mini-Circuits, Amphenol, Glenair.

Сотрудничество с глобальными дистрибьюторами электронных компонентов, предоставляет возможность заказывать и получать с международных складов практически любой перечень компонентов в оптимальные для Вас сроки.

На всех этапах разработки и производства наши партнеры могут получить квалифицированную поддержку опытных инженеров.

Система менеджмента качества компании отвечает требованиям в соответствии с ГОСТ Р ИСО 9001, ГОСТ РВ 0015-002 и ЭС РД 009

**Офис по работе с юридическими лицами:**

105318, г.Москва, ул.Щербаковская д.3, офис 1107, 1118, ДЦ «Щербаковский»

Телефон: +7 495 668-12-70 (многоканальный)

Факс: +7 495 668-12-70 (доб.304)

E-mail: info@moschip.ru

Skype отдела продаж:
moschip.ru
moschip.ru_4
moschip.ru_6
moschip.ru_9