

THE INFORMATION CONTAINED HEREIN IS CONSIDERED "PROPRIETARY" TO BEL FUSE INC. AND SHALL NOT BE COPIED, REPRODUCED OR DISCLOSED WITHOUT THE WRITTEN APPROVAL OF BEL FUSE INC.

RoHS



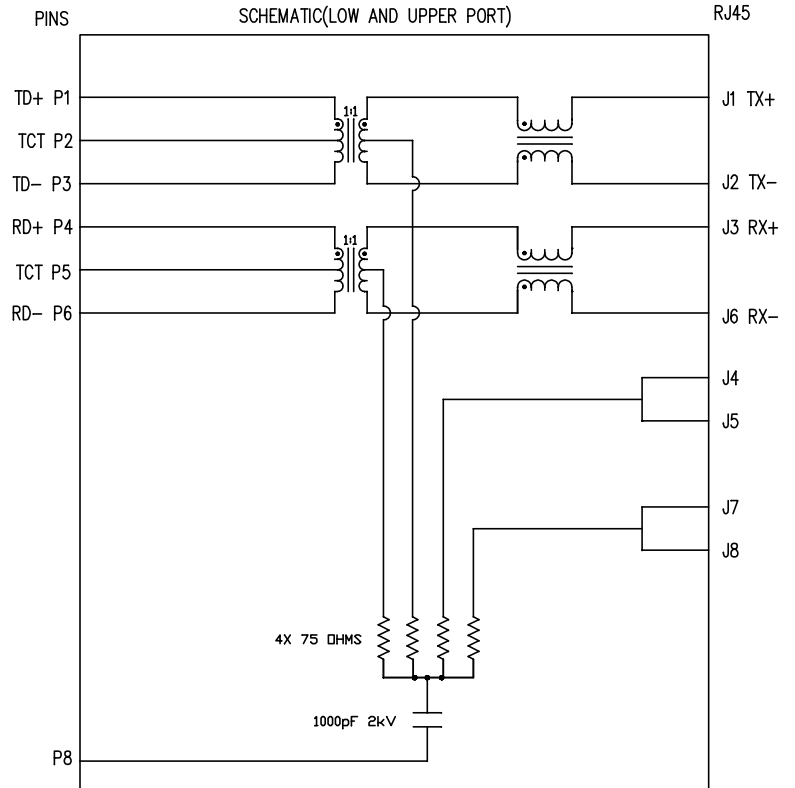
ELECTRICAL CHARACTERISTICS @ 25° C

ELECTRICAL SPECIFICATIONS:

- | | |
|--|--|
| 1.0 TURNS RATIO:(P1-P2-P3) : (J1-J2)
(P4-P5-P6) : (J3-J6) | : 0° C TO +70° C |
| 2.0 INDUCTANCE: (P6-P4)
(P3-P1) | : 1CT : 1 ± 3% |
| 3.0 LEAKAGE INDUCTANCE:P6-P4 (WITH J6 AND J3 SHORT)
P3-P1 (WITH J2 AND J1 SHORT) | : 1CT : 1 ± 3% |
| 4.0 INTERWINDING CAPACITANCE(P6,P5,P4) TO (J6,J3)
(P3,P2,P1) TO (J2,J1) | : 350uH MIN. @ 0.1V,100KHz, 8mA DC Bias |
| 5.0 DC RESISTANCE:(J6-J3)=(J1-J2)
(P6-P4)
(P3-P1) | : 350uH MIN. @ 0.1V, 100KHz, 8mA DC Bias |
| 6.0 RETURN LOSS1MHz TO 30MHz
60MHz TO 80MHz | : 0.3uH MAX. @ 1MHz |
| 7.0 DIELECTRIC WITHSTAND(J1, J2) TO (P1, P2)
(J3, J6) TO (P3,P6) | : 0.3uH MAX. @ 1MHz |
| 8.0 INSERTION LOSSRS=RL=100 ohms
100KHz TO 100MHz | : 30pf TYP @ 1MHz |
| 9.0 RISE TIME:RS=100 OHMS AND RL = 100 OHMS
OUTPUT VOLTAGE = 1 V peak
PULSE WIDTH= 112ns | : 30pf TYP @ 1MHZ |
| 10.0 CROSS TALK: 1MHz TO 100MHz | : 1.2 ohms Max. |
| 11.0 COMMON TO COMMON MODE ATTENUATIONMHz TO 100MHz | : .55 ohms Max. |

RECEIVE

- | | |
|--|--------------|
| 6.0 RETURN LOSS1MHz TO 30MHz
60MHz TO 80MHz | : 18dB MIN. |
| 7.0 DIELECTRIC WITHSTAND(J1, J2) TO (P1, P2)
(J3, J6) TO (P3,P6) | : 12dB MIN. |
| 8.0 INSERTION LOSSRS=RL=100 ohms
100KHz TO 100MHz | : 1500 VAC |
| 9.0 RISE TIME:RS=100 OHMS AND RL = 100 OHMS
OUTPUT VOLTAGE = 1 V peak
PULSE WIDTH= 112ns | : 1500 VAC |
| 10.0 CROSS TALK: 1MHz TO 100MHz | : 1.1 dB TYP |
| 11.0 COMMON TO COMMON MODE ATTENUATIONMHz TO 100MHz | : 3.0 nS MAX |
| | : 3.0 nS MAX |
| | : 40 dB TYP |
| | : 35dB TYP |



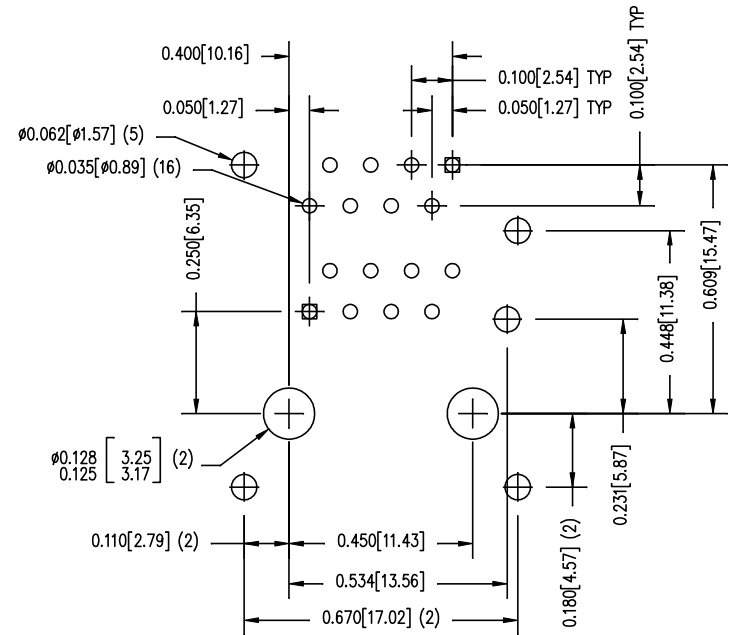
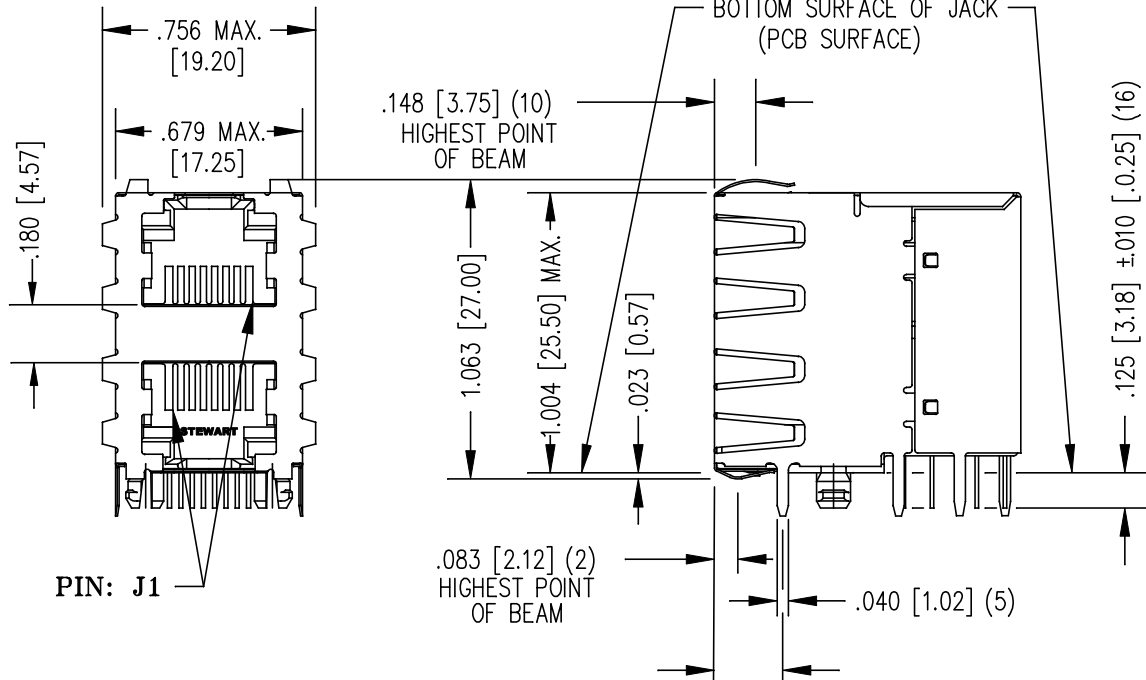
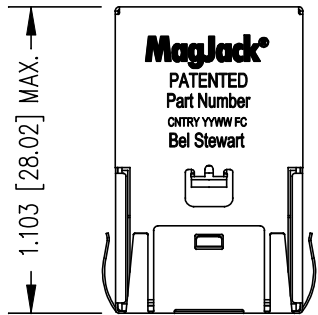
NOTES

1.0 PINS WITHOUT ELECTRICAL CONNECTION ARE OMITTED.

ORIGINATED BY Zeng Xiao Chun	DATE 2011-08-18	TITLE MagJack® 10/100BT STACK JACK, SHIELDED PATENTED	PART NO. / DRAWING NO. SI-30107-F	STANDARD DIM. TOL. IN INCH .X .XX .XXX ±0.005	[] METRIC DIM. AS REFERENCE UNIT : INCH [mm] SCALE : N/A 	REV. : A0 SIZE : A4 PAGE : 2	bel COMPONENTS OR A CONNECTED PLANET
DRAWN BY Zhang Ru Sheng	DATE 2011-08-18		FILE NAME SI-30107-F.DWG				

THE INFORMATION CONTAINED HEREIN IS CONSIDERED "PROPRIETARY" TO BEL FUSE INC. AND SHALL NOT BE COPIED, REPRODUCED OR DISCLOSED WITHOUT THE WRITTEN APPROVAL OF BEL FUSE INC.

RoHS



P.C.B. RECOMMENDED HOLE LAYOUT
SEEN FROM COMPONENT SIDE
ALL CENTERLINE DIMENSIONS ARE BASIC

NOTES:

- CONNECTOR MATERIALS:
HOUSING: THERMOPLASTIC UL94 V-0
CONTACT/SHIELD: COPPER ALLOY
SHIELD PLATING: NICKEL OR TIN
CONTACT PLATING: SELECTIVE GOLD,
50 MICRO-INCHES MIN. IN CONTACT AREA.
- PIN NOT ELECTRICALLY CONNECTED MAYBE OMITTED.
SEE ELECTRICAL DRAWING FOR OMITTED PINS.
- TOLERANCES COMPLY WITH F.C.C. DIMENSION REQUIREMENTS.
- ALL TOLERANCES NOT OTHERWISE SPECIFIED TO BE ±.005 [0.13]
- WAVE SOLDER COMPATIBLE - PREHEAT 125° C/90SECS.

ORIGINATED BY	DATE
Zeng Xiao Chun	2011-08-18
DRAWN BY	DATE
Zhang Ru Sheng	2011-08-18

TITLE
MagJack®
10/100BT
STACK JACK, SHIELDED
PATENTED

PART NO. / DRAWING NO.
SI-30107-F
FILE NAME
SI-30107-F.DWG

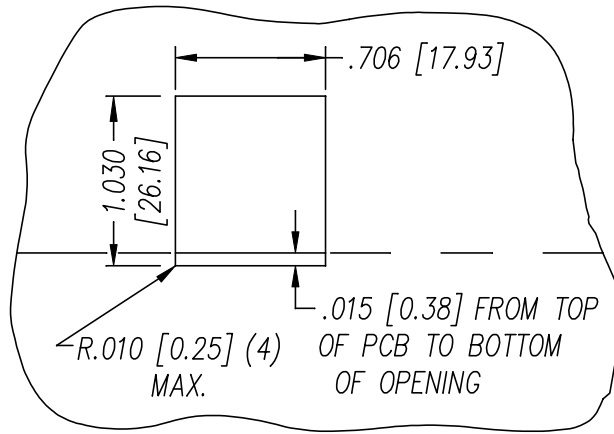
STANDARD DIM.	[] METRIC DIM. AS REFERENCE
TOL. IN INCH	UNIT : INCH [mm]
.X	REV. : A0
.XX	SCALE : N/A
.XXX	SIZE : A4
±0.005	PAGE : 3

[] METRIC DIM. AS REFERENCE
UNIT : INCH [mm]
SCALE : N/A
SIZE : A4
PAGE : 3

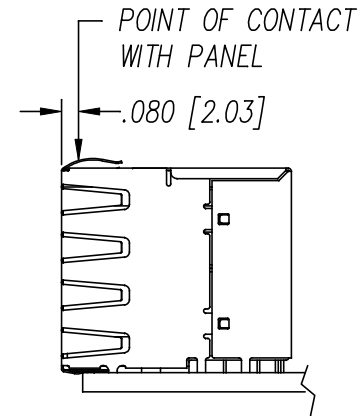


THE INFORMATION CONTAINED HEREIN IS CONSIDERED "PROPRIETARY" TO BEL FUSE INC. AND SHALL NOT BE COPIED, REPRODUCED OR DISCLOSED WITHOUT THE WRITTEN APPROVAL OF BEL FUSE INC.

RoHS



SUGGESTED PANEL OPENING
(N.T.S.)



1. THE SUGGESTED PANEL OPENING IS INTENDED TO GIVE THE USER THE ABILITY TO HAVE REASONABLE JACK / PANEL CLEARANCES YET MAINTAIN RELIABLE GROUNDING CAPABILITY.
2. ALL TOLERANCES NOT OTHERWISE SPECIFIED TO BE ± 0.005 [0.13]

ORIGINATED BY	DATE	TITLE	PART NO. / DRAWING NO.	STANDARD DIM.	[] METRIC DIM. AS REFERENCE	
Zeng Xiao Chun	2011-08-18	MagJack® 10/100BT STACK JACK, SHIELDED PATENTED	SI-30107-F	TOL. IN INCH	UNIT : INCH [mm]	REV. : A0
DRAWN BY	DATE		FILE NAME	.X	SCALE : N/A	SIZE : A4
Zhang Ru Sheng	2011-08-18		SI-30107-F.DWG	.XX		
				.XXX	± 0.005	



Данный компонент на территории Российской Федерации

Вы можете приобрести в компании MosChip.

Для оперативного оформления запроса Вам необходимо перейти по данной ссылке:

<http://moschip.ru/get-element>

Вы можете разместить у нас заказ для любого Вашего проекта, будь то серийное производство или разработка единичного прибора.

В нашем ассортименте представлены ведущие мировые производители активных и пассивных электронных компонентов.

Нашей специализацией является поставка электронной компонентной базы двойного назначения, продукции таких производителей как XILINX, Intel (ex.ALTERA), Vicor, Microchip, Texas Instruments, Analog Devices, Mini-Circuits, Amphenol, Glenair.

Сотрудничество с глобальными дистрибьюторами электронных компонентов, предоставляет возможность заказывать и получать с международных складов практически любой перечень компонентов в оптимальные для Вас сроки.

На всех этапах разработки и производства наши партнеры могут получить квалифицированную поддержку опытных инженеров.

Система менеджмента качества компании отвечает требованиям в соответствии с ГОСТ Р ИСО 9001, ГОСТ РВ 0015-002 и ЭС РД 009

Офис по работе с юридическими лицами:

105318, г.Москва, ул.Щербаковская д.3, офис 1107, 1118, ДЦ «Щербаковский»

Телефон: +7 495 668-12-70 (многоканальный)

Факс: +7 495 668-12-70 (доб.304)

E-mail: info@moschip.ru

Skype отдела продаж:

moschip.ru

moschip.ru_4

moschip.ru_6

moschip.ru_9