

Photointerrupter, Ultraminiature SMD type



Absolute maximum ratings (Ta=25°C)

Parameter	Symbol	Limits	Unit
Forward current	I _F	50	mA
Reverse voltage	V _R	5	V
Power dissipation	P _D	80	mW
Collector-emitter voltage	V _{CE0}	30	V
Emitter-collector voltage	V _{ECO}	4.5	V
Collector current	I _C	30	mA
Collector power dissipation	P _C	80	mW
Operating temperature	T _{opr}	-25 to +85	°C
Storage temperature	T _{stg}	-30 to +85	°C

Applications

DSC(Digital steal camera)
DVC(Digital video camera)
Digital handy phone

Features

- 1) Ultra-small.
- 2) Gap 1.2mm.

Electrical and optical characteristics (Ta=25°C)

Parameter	Symbol	Min.	Typ.	Max.	Unit	Conditions
Forward voltage	V _F	-	1.3	1.6	V	I _F =50mA
Reverse current	I _R	-	10	-	μA	V _R =5V
Dark current	I _{CEO}	-	0.5	-	μA	V _{CE} =10V
Peak sensitivity wavelength	λ _P	-	800	-	nm	-
Collector current	I _C	0.45	-	4.95	mA	V _{CE} =5V, I _F =20mA
Collector-emitter saturation voltage	V _{CE(sat)}	-	-	0.4	V	I _F =20mA, I _C =0.1mA
Response time	Rise time	t _r	10	-	μs	V _{CC} =5V, I _F =20mA, R _L =100Ω
	Fall time	t _f	10	-	μs	
Collector rank	A	I _C	0.45	2.33	mA	V _{CE} =5V, I _F =20mA
	B	I _C	0.95	4.95	mA	
Cut-off frequency	f _c	-	1	-	MHz	I _F =50mA * Non-coherent Infrared light emitting diode used.
Peak light emitting wavelength	λ _P	-	950	-	nm	-
Response time	t _r ·t _f	-	10	-	μs	V _{CC} =5V, I _C =1mA, R _L =100Ω * This product is not designed to be protected against electromagnetic wave.
	Maximum sensitivity wavelength	λ _P	-	800	nm	

Electrical and optical characteristics curves

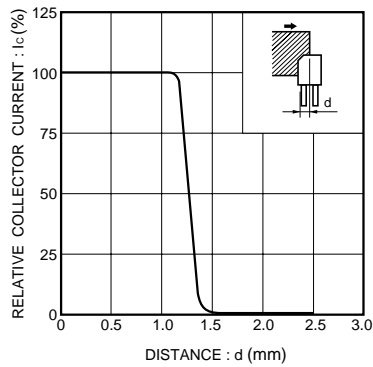


Fig.1 Relative output current vs. distance (I)

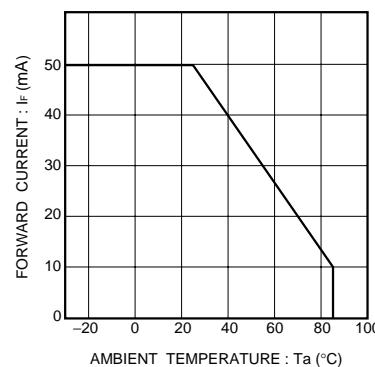


Fig.2 Forward current falloff

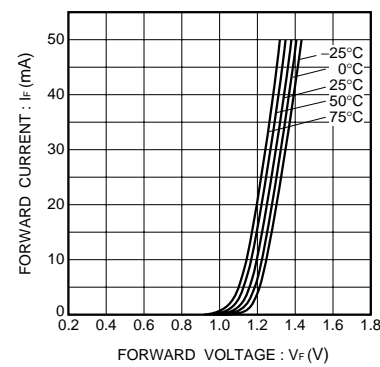


Fig.3 Forward current vs. forward voltage

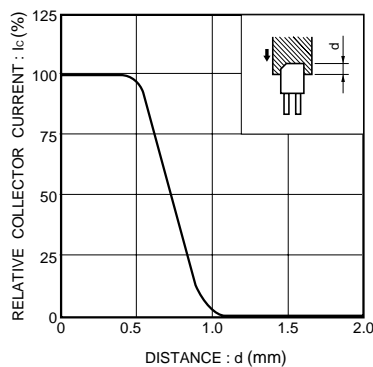


Fig.4 Relative output current vs. distance (II)

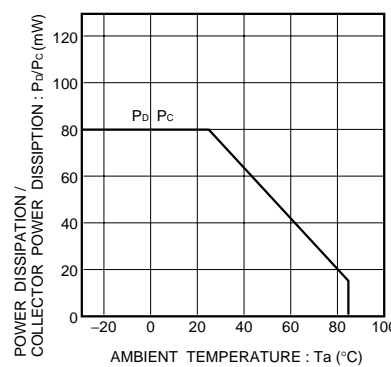


Fig.5 Power dissipation / collector power dissipation vs. ambient temperature

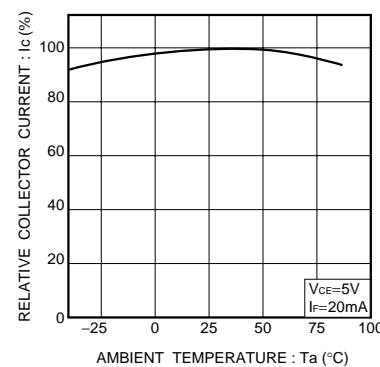


Fig.6 Relative output vs. ambient temperature

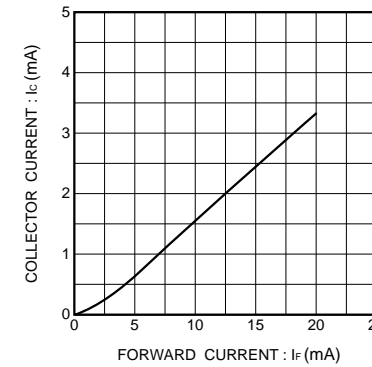


Fig.7 Collector current vs. forward current

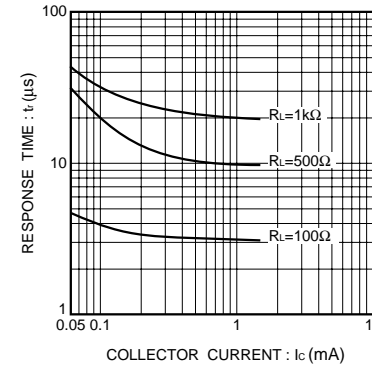


Fig.8 Response time vs. collector current

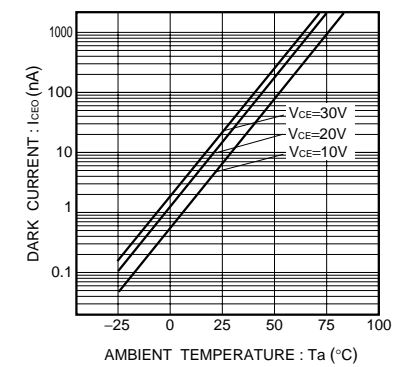


Fig.9 Dark current vs. ambient temperature

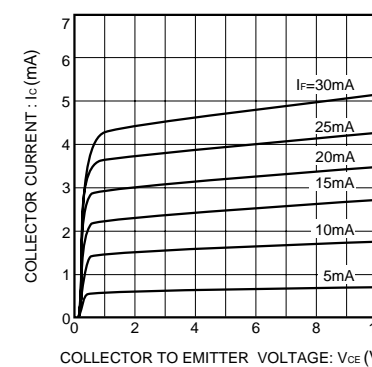
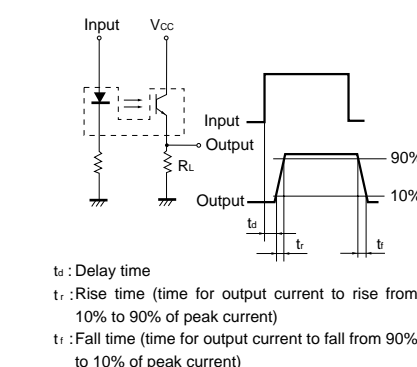


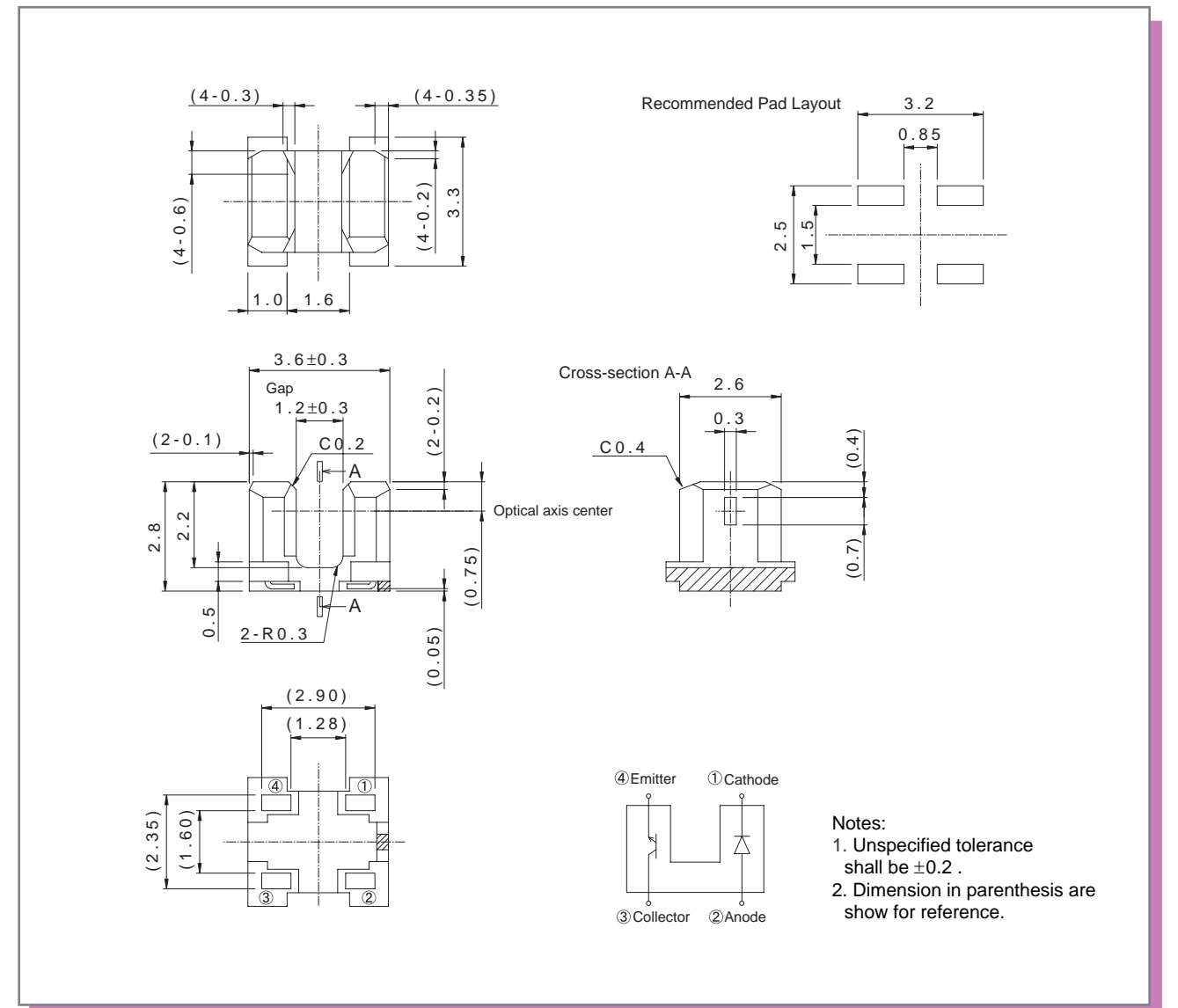
Fig.10 Output characteristics



t_d : Delay time
t_r : Rise time (time for output current to rise from 10% to 90% of peak current)
t_f : Fall time (time for output current to fall from 90% to 10% of peak current)

Fig.11 Response time measurement circuit

External dimensions (Unit : mm)



Notes

- No technical content pages of this document may be reproduced in any form or transmitted by any means without prior permission of ROHM CO.,LTD.
- The contents described herein are subject to change without notice. The specifications for the product described in this document are for reference only. Upon actual use, therefore, please request that specifications to be separately delivered.
- Application circuit diagrams and circuit constants contained herein are shown as examples of standard use and operation. Please pay careful attention to the peripheral conditions when designing circuits and deciding upon circuit constants in the set.
- Any data, including, but not limited to application circuit diagrams information, described herein are intended only as illustrations of such devices and not as the specifications for such devices. ROHM CO.,LTD. disclaims any warranty that any use of such devices shall be free from infringement of any third party's intellectual property rights or other proprietary rights, and further, assumes no liability of whatsoever nature in the event of any such infringement, or arising from or connected with or related to the use of such devices.
- Upon the sale of any such devices, other than for buyer's right to use such devices itself, resell or otherwise dispose of the same, no express or implied right or license to practice or commercially exploit any intellectual property rights or other proprietary rights owned or controlled by
- ROHM CO., LTD. is granted to any such buyer.
- Products listed in this document are no antiradiation design.

The products listed in this document are designed to be used with ordinary electronic equipment or devices (such as audio visual equipment, office-automation equipment, communications devices, electrical appliances and electronic toys).

Should you intend to use these products with equipment or devices which require an extremely high level of reliability and the malfunction of which would directly endanger human life (such as medical instruments, transportation equipment, aerospace machinery, nuclear-reactor controllers, fuel controllers and other safety devices), please be sure to consult with our sales representative in advance.

About Export Control Order in Japan

Products described herein are the objects of controlled goods in Annex 1 (Item 16) of Export Trade Control Order in Japan.

In case of export from Japan, please confirm if it applies to "objective" criteria or an "informed" (by MITI clause) on the basis of "catch all controls for Non-Proliferation of Weapons of Mass Destruction.

Данный компонент на территории Российской Федерации

Вы можете приобрести в компании MosChip.

Для оперативного оформления запроса Вам необходимо перейти по данной ссылке:

<http://moschip.ru/get-element>

Вы можете разместить у нас заказ для любого Вашего проекта, будь то серийное производство или разработка единичного прибора.

В нашем ассортименте представлены ведущие мировые производители активных и пассивных электронных компонентов.

Нашей специализацией является поставка электронной компонентной базы двойного назначения, продукции таких производителей как XILINX, Intel (ex.ALTERA), Vicor, Microchip, Texas Instruments, Analog Devices, Mini-Circuits, Amphenol, Glenair.

Сотрудничество с глобальными дистрибьюторами электронных компонентов, предоставляет возможность заказывать и получать с международных складов практически любой перечень компонентов в оптимальные для Вас сроки.

На всех этапах разработки и производства наши партнеры могут получить квалифицированную поддержку опытных инженеров.

Система менеджмента качества компании отвечает требованиям в соответствии с ГОСТ Р ИСО 9001, ГОСТ РВ 0015-002 и ЭС РД 009

Офис по работе с юридическими лицами:

105318, г.Москва, ул.Щербаковская д.3, офис 1107, 1118, ДЦ «Щербаковский»

Телефон: +7 495 668-12-70 (многоканальный)

Факс: +7 495 668-12-70 (доб.304)

E-mail: info@moschip.ru

Skype отдела продаж:

moschip.ru

moschip.ru_4

moschip.ru_6

moschip.ru_9