

»» Features

- 5A general purpose Power Relay.
- DPDT & 4PDT contact configurations.
- AC & DC coil.
- Epoxy sealed type and or flux free type.
- Optional to be equipped with lamp, stud, diode, flashed contact, and flanged cover.



»» Type List

| Terminal style | Contact form | Designation (provided with) | Enclosure style | | |
|-----------------------|--------------|-----------------------------|-------------------|--------------------|----------------------|
| | | | Straight cover | Flanged cover | Sealed type washable |
| W (Quick terminal) | 4PDT | ----- | SCLD-W-B-4PDT-C | SCLD-W-B-4PDT-C1 | SCLD-W-B-4PDT-S |
| | DPDT | ----- | SCLB-W-DPDT-C | SCLB-W-DPDT-C1 | SCLB-W-DPDT-C-S |
| | 4PDT | Diode | SCLD-W-B-D-4PDT-C | SCLD-W-B-D-4PDT-C1 | SCLD-W-B-D-4PDT-S |
| | DPDT | | SCLB-W-D-DPDT-C | SCLB-W-D-DPDT-C1 | ----- |
| | 4PDT | Ag Contact | SCLD-W-B-F-4PDT-C | SCLD-W-B-F-4PDT-C1 | SCLD-W-B-F-4PDT-S |
| | DPDT | | SCLB-W-F-DPDT-C | SCLB-W-F-DPDT-C1 | ----- |
| | 4PDT | Stud | SCLD-W-B-G-4PDT-C | SCLD-W-B-G-4PDT-C1 | SCLD-W-B-G-4PDT-S |
| | DPDT | | SCLB-W-G-DPDT-C | ----- | ----- |
| | 4PDT | Lamp | SCLD-W-B-L-4PDT-C | SCLD-W-B-L-4PDT-C1 | SCLD-W-B-L-4PDT-S |
| | DPDT | | SCLB-W-L-DPDT-C | SCLB-W-L-DPDT-C1 | ----- |
| P (PCB terminal) | 4PDT | ----- | SCLD-P-B-4PDT-C | SCLD-P-B-4PDT-C1 | SCLD-P-B-4PDT-S |
| | DPDT | ----- | SCLB-P-DPDT-C | SCLB-P-DPDT-C1 | ----- |
| | 4PDT | Diode | SCLD-P-B-D-4PDT-C | SCLD-P-B-D-4PDT-C1 | SCLD-P-B-D-4PDT-S |
| | DPDT | | SCLB-P-D-DPDT-C | SCLB-P-D-DPDT-C1 | ----- |
| | 4PDT | Ag Contact | SCLD-P-B-F-4PDT-C | SCLD-P-B-F-4PDT-C1 | SCLD-P-B-F-4PDT-S |
| | DPDT | | SCLB-P-F-DPDT-C | SCLB-P-F-DPDT-C1 | ----- |
| | 4PDT | Stud | SCLD-P-B-G-4PDT-C | SCLD-P-B-G-4PDT-C1 | SCLD-P-B-G-4PDT-S |
| | DPDT | | SCLB-P-G-DPDT-C | ----- | ----- |
| | 4PDT | Lamp | SCLD-P-B-L-4PDT-C | SCLD-P-B-L-4PDT-C1 | SCLD-P-B-L-4PDT-S |
| | DPDT | | SCLB-P-L-DPDT-C | SCLB-P-L-DPDT-C1 | ----- |
| | 4PDT | Manual | SCLD-P-B-M-4PDT-C | SCLD-P-B-M-4PDT-C1 | ----- |
| | DPDT | | SCLB-P-M-DPDT-C | ----- | ----- |

»» Ordering Information

SCL B P - B - L - DPDT - C1
 1 2 3 4 5 6 7

SCLD/SCLB

- | | |
|--|---|
| 1. SCL -- Basic series designation | F -- Ag contact with Au plating - 3A rating |
| 2. B -- Double pole | G -- Provided with stud secured to base |
| D -- Four pole | L -- Provided with pilot light |
| | M -- Provided with manual operator |
| 3. P -- PCB terminal | 6. DPDT -- Double pole double throw |
| W -- Quick terminal | 4PDT -- Four pole double throw |
| 4. Blank -- Without any special features | 7. Blank -- Open type |
| B -- Provided with contact barrier | C -- Straight cover |
| | C1 -- Flanged cover |
| 5. Blank -- No special features | V -- Sealed type |
| D -- Diode across coil | S -- Sealed type washable |

»» Contact Rating

| | | | |
|----------------|----------|-------------|-----------|
| Resistive load | 5A 28VDC | General Use | 5A 250VAC |
|----------------|----------|-------------|-----------|

»» Coil Rating (DC)

| Rated voltage (V) | Rated current $\pm 10\%$ at 23 °C (mA) | Coil resistance $\pm 10\%$ at 23 °C (Ω) | Max. continuous voltage at 70 °C | Pick up voltage(Max) at 23 °C | Drop out voltage(Min) at 23 °C | Power consumption at rated voltage |
|-------------------|--|--|----------------------------------|-------------------------------|--------------------------------|------------------------------------|
| 6 | 150 | 40 | 110 % of rated voltage | 75 % of rated voltage | 10 % of rated voltage | approx. 0.9W |
| 12 | 75 | 160 | | | | |
| 15 | 60 | 250 | | | | |
| 24 | 37 | 650 | | | | |
| 48 | 19 | 2600 | | | | |
| 110 | 10 | 11000 | | | | |
| 120 | 11 | 11000 | | | | |

»» Coil Rating (AC)

| Rated voltage (V) | Coil resistance $\pm 10\%$ at 23 °C (Ω) | Max. continuous voltage at 70 °C | Pick up voltage(Max) at 23 °C | Drop out voltage(Min) at 23 °C | Power consumption at rated voltage |
|-------------------|--|----------------------------------|-------------------------------|--------------------------------|------------------------------------|
| 12 | 40 | 110 % of rated voltage | 85 % of rated voltage | 30 % of rated voltage | approx. 1.2VA |
| 24 | 160 | | | | |
| 100 | 3400 | | | | |
| 110 | 3400 | | | | |
| 115 | 3400 | | | | |
| 120 | 3400 | | | | |
| 220 | 13600 | | | | |
| 230 | 13600 | | | | |
| 240 | 13600 | | | | |

SCLD/SCLB

»» Specification

| | | |
|--------------------------------------|-------------------------------|---|
| Contact material | AgNi / AgCdO / Ag alloy | |
| Contact resistance ⁽¹⁾ | 50 mΩ Max. | |
| Operate time ⁽¹⁾ | 25 ms Max. | |
| Release time ⁽¹⁾ | 25 ms Max. | |
| Insulation resistance ⁽¹⁾ | 100 MΩ Min. (DC 500V) | |
| Dielectric strength ⁽¹⁾ | Between open contact | : AC 500V , 50/60Hz 1 min. |
| | Between contact and coil | : AC 1500V , 50/60Hz 1 min. |
| | Between contact circuits | : AC 1500V , 50/60Hz 1 min. |
| Vibration resistance | Operating extremes | 10~55Hz , amplitude 1.0 mm |
| | Damage limits | 10~55Hz , amplitude 1.0 mm |
| Shock resistance | Operating extremes | 20G |
| | Damage limits | 100G |
| Life expectancy | Mechanical | 10,000,000 operations (frequency 18,000 operations/hr) |
| | Electrical | 100,000 operations (frequency 1,800 operations/hr) |
| Operating ambient temperature | -25~+70 °C (no freezing) | |
| Weight | Approx. 35 g (LD) 、 32 g (LB) | |

Note : (1) initial value

»» Safety Approval

| Certified | UL | CSA | TUV | FIMKO |
|-----------|--------|---------|-------------|-------|
| File No. | E88991 | LR90143 | R3-09452080 | 12747 |

»» Safety Approval Rating

| UL | CSA | UL & CSA (-F) | TUV | FIMKO |
|--|-----------------------|-----------------------|-----------------------|-----------|
| 5A 250VAC 5A 28VDC 1/8HP 3.8FLA,120VAC | 5A 250VAC 5A 28VDC | 3A 250VAC 3A 30VDC | 5A 250VAC 5A 30VDC | 5A 250VAC |

»» Outline Dimensions

◆ LB-W C1

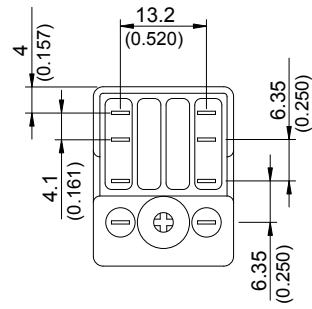
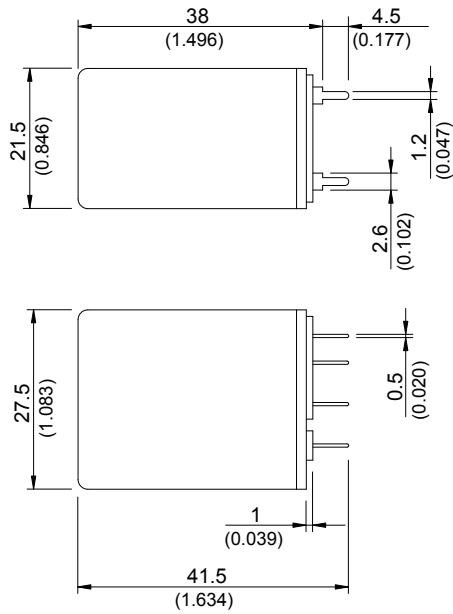


◆ LB-W C

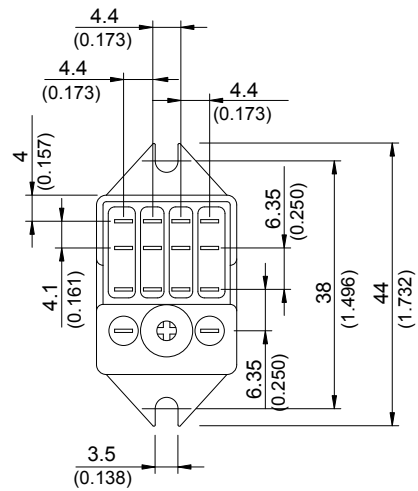


SCLD/SCLB

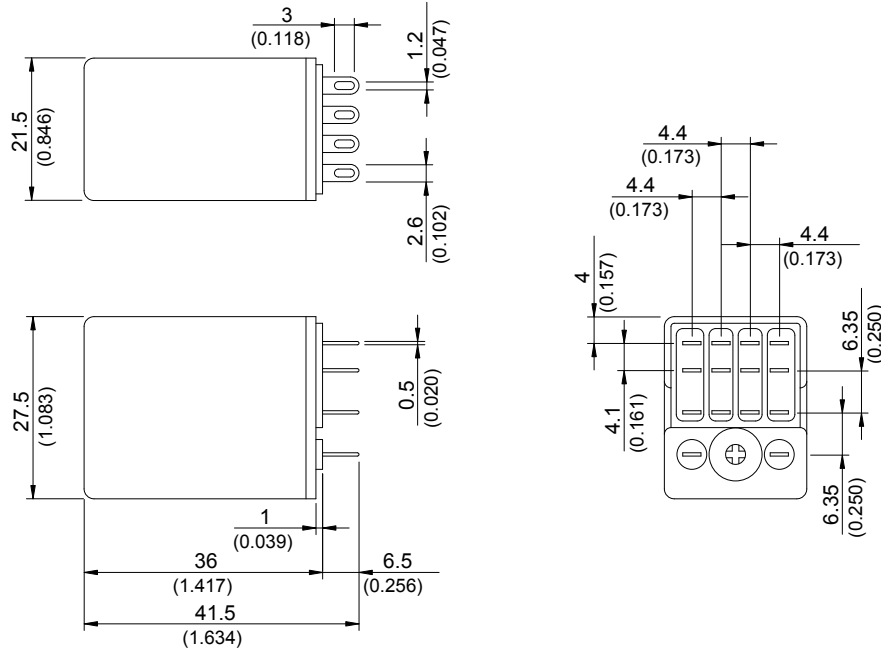
◆LB-P C



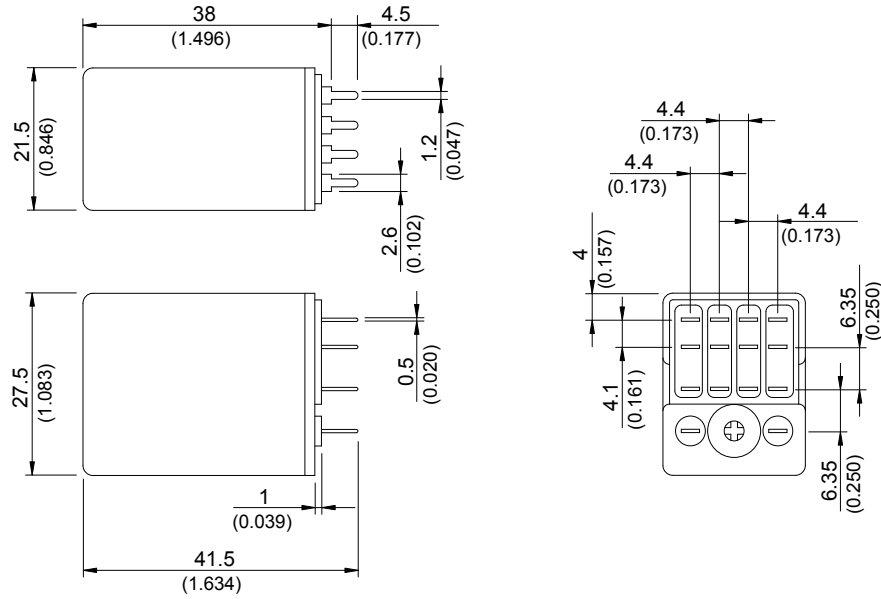
◆LD-W C1



◆LD-W C



◆LD-P C



SCLD/SCLB

◆LD-W M



»» Wiring Diagram BOTTOM VIEW

DPDT



4PDT



»» PC Board Layout BOTTOM VIEW

DPDT



4PDT



»» Designation(Provided with) BOTTOM VIEW

Lamp



(100~240VAC)



(6~48VDC)

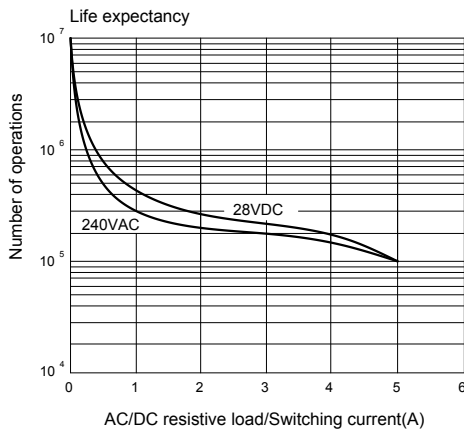
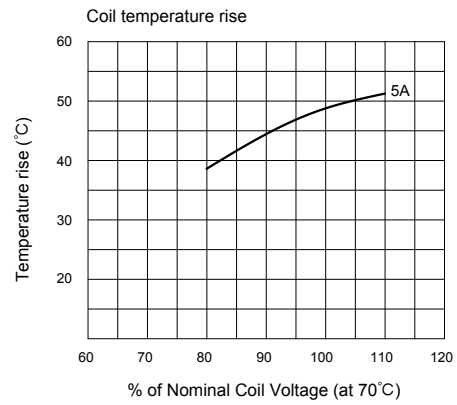
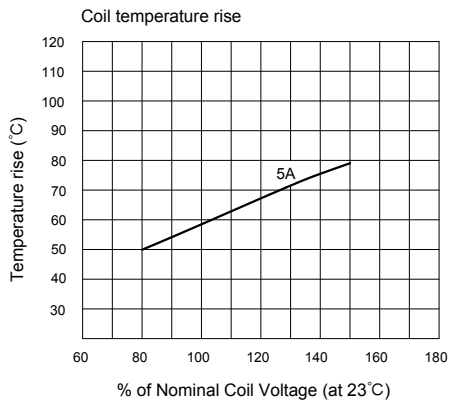


(6~48VAC)

Diode



»» Engineering Data



Данный компонент на территории Российской Федерации

Вы можете приобрести в компании MosChip.

Для оперативного оформления запроса Вам необходимо перейти по данной ссылке:

<http://moschip.ru/get-element>

Вы можете разместить у нас заказ для любого Вашего проекта, будь то серийное производство или разработка единичного прибора.

В нашем ассортименте представлены ведущие мировые производители активных и пассивных электронных компонентов.

Нашей специализацией является поставка электронной компонентной базы двойного назначения, продукции таких производителей как XILINX, Intel (ex.ALTERA), Vicor, Microchip, Texas Instruments, Analog Devices, Mini-Circuits, Amphenol, Glenair.

Сотрудничество с глобальными дистрибьюторами электронных компонентов, предоставляет возможность заказывать и получать с международных складов практически любой перечень компонентов в оптимальные для Вас сроки.

На всех этапах разработки и производства наши партнеры могут получить квалифицированную поддержку опытных инженеров.

Система менеджмента качества компании отвечает требованиям в соответствии с ГОСТ Р ИСО 9001, ГОСТ РВ 0015-002 и ЭС РД 009

Офис по работе с юридическими лицами:

105318, г.Москва, ул.Щербаковская д.3, офис 1107, 1118, ДЦ «Щербаковский»

Телефон: +7 495 668-12-70 (многоканальный)

Факс: +7 495 668-12-70 (доб.304)

E-mail: info@moschip.ru

Skype отдела продаж:

moschip.ru

moschip.ru_4

moschip.ru_6

moschip.ru_9