

### »» Features

- 5A general purpose Power Relay.
- DPDT & 4PDT contact configurations.
- AC & DC coil.
- Epoxy sealed type and or flux free type.
- Optional to be equipped with lamp, stud, diode, flashed contact, and flanged cover.



### »» Type List

| Terminal style        | Contact form | Designation (provided with) | Enclosure style   |                    |                      |
|-----------------------|--------------|-----------------------------|-------------------|--------------------|----------------------|
|                       |              |                             | Straight cover    | Flanged cover      | Sealed type washable |
| W<br>(Quick terminal) | 4PDT         | -----                       | SCLD-W-B-4PDT-C   | SCLD-W-B-4PDT-C1   | SCLD-W-B-4PDT-S      |
|                       | DPDT         | -----                       | SCLB-W-DPDT-C     | SCLB-W-DPDT-C1     | SCLB-W-DPDT-C-S      |
|                       | 4PDT         | Diode                       | SCLD-W-B-D-4PDT-C | SCLD-W-B-D-4PDT-C1 | SCLD-W-B-D-4PDT-S    |
|                       | DPDT         |                             | SCLB-W-D-DPDT-C   | SCLB-W-D-DPDT-C1   | -----                |
|                       | 4PDT         | Ag Contact                  | SCLD-W-B-F-4PDT-C | SCLD-W-B-F-4PDT-C1 | SCLD-W-B-F-4PDT-S    |
|                       | DPDT         |                             | SCLB-W-F-DPDT-C   | SCLB-W-F-DPDT-C1   | -----                |
|                       | 4PDT         | Stud                        | SCLD-W-B-G-4PDT-C | SCLD-W-B-G-4PDT-C1 | SCLD-W-B-G-4PDT-S    |
|                       | DPDT         |                             | SCLB-W-G-DPDT-C   | -----              | -----                |
|                       | 4PDT         | Lamp                        | SCLD-W-B-L-4PDT-C | SCLD-W-B-L-4PDT-C1 | SCLD-W-B-L-4PDT-S    |
|                       | DPDT         |                             | SCLB-W-L-DPDT-C   | SCLB-W-L-DPDT-C1   | -----                |
| P<br>(PCB terminal)   | 4PDT         | -----                       | SCLD-P-B-4PDT-C   | SCLD-P-B-4PDT-C1   | SCLD-P-B-4PDT-S      |
|                       | DPDT         | -----                       | SCLB-P-DPDT-C     | SCLB-P-DPDT-C1     | -----                |
|                       | 4PDT         | Diode                       | SCLD-P-B-D-4PDT-C | SCLD-P-B-D-4PDT-C1 | SCLD-P-B-D-4PDT-S    |
|                       | DPDT         |                             | SCLB-P-D-DPDT-C   | SCLB-P-D-DPDT-C1   | -----                |
|                       | 4PDT         | Ag Contact                  | SCLD-P-B-F-4PDT-C | SCLD-P-B-F-4PDT-C1 | SCLD-P-B-F-4PDT-S    |
|                       | DPDT         |                             | SCLB-P-F-DPDT-C   | SCLB-P-F-DPDT-C1   | -----                |
|                       | 4PDT         | Stud                        | SCLD-P-B-G-4PDT-C | SCLD-P-B-G-4PDT-C1 | SCLD-P-B-G-4PDT-S    |
|                       | DPDT         |                             | SCLB-P-G-DPDT-C   | -----              | -----                |
|                       | 4PDT         | Lamp                        | SCLD-P-B-L-4PDT-C | SCLD-P-B-L-4PDT-C1 | SCLD-P-B-L-4PDT-S    |
|                       | DPDT         |                             | SCLB-P-L-DPDT-C   | SCLB-P-L-DPDT-C1   | -----                |
|                       | 4PDT         | Manual                      | SCLD-P-B-M-4PDT-C | SCLD-P-B-M-4PDT-C1 | -----                |
|                       | DPDT         |                             | SCLB-P-M-DPDT-C   | -----              | -----                |

### »» Ordering Information

SCL B P - B - L - DPDT - C1  
 1 2 3 4 5 6 7

# SCLD/SCLB

- |  |   |
|--|---|
| 1. SCL -- Basic series designation       | F -- Ag contact with Au plating - 3A rating |
| 2. B -- Double pole                      | G -- Provided with stud secured to base     |
| D -- Four pole                           | L -- Provided with pilot light              |
|  | M -- Provided with manual operator          |
| 3. P -- PCB terminal                     | 6. DPDT -- Double pole double throw         |
| W -- Quick terminal                      | 4PDT -- Four pole double throw              |
| 4. Blank -- Without any special features | 7. Blank -- Open type                       |
| B -- Provided with contact barrier       | C -- Straight cover                         |
|  | C1 -- Flanged cover                         |
| 5. Blank -- No special features          | V -- Sealed type                            |
| D -- Diode across coil                   | S -- Sealed type washable                   |

## »» Contact Rating

|                |          |             |           |
|----------------|----------|-------------|-----------|
| Resistive load | 5A 28VDC | General Use | 5A 250VAC |
|----------------|----------|-------------|-----------|

## »» Coil Rating (DC)

| Rated voltage (V) | Rated current $\pm 10\%$ at 23 °C (mA) | Coil resistance $\pm 10\%$ at 23 °C ( $\Omega$ ) | Max. continuous voltage at 70 °C | Pick up voltage(Max) at 23 °C | Drop out voltage(Min) at 23 °C | Power consumption at rated voltage |
|-------------------|--|--|----------------------------------|-------------------------------|--------------------------------|------------------------------------|
| 6                 | 150                                    | 40   | 110 % of rated voltage           | 75 % of rated voltage         | 10 % of rated voltage          | approx. 0.9W                       |
| 12                | 75                                     | 160  |                                  |                               |                                |                                    |
| 15                | 60                                     | 250  |                                  |                               |                                |                                    |
| 24                | 37                                     | 650  |                                  |                               |                                |                                    |
| 48                | 19                                     | 2600   |                                  |                               |                                |                                    |
| 110               | 10                                     | 11000  |                                  |                               |                                |                                    |
| 120               | 11                                     | 11000  |                                  |                               |                                |                                    |

## »» Coil Rating (AC)

| Rated voltage (V) | Coil resistance $\pm 10\%$ at 23 °C ( $\Omega$ ) | Max. continuous voltage at 70 °C | Pick up voltage(Max) at 23 °C | Drop out voltage(Min) at 23 °C | Power consumption at rated voltage |
|-------------------|--|----------------------------------|-------------------------------|--------------------------------|------------------------------------|
| 12                | 40   | 110 % of rated voltage           | 85 % of rated voltage         | 30 % of rated voltage          | approx. 1.2VA                      |
| 24                | 160  |                                  |                               |                                |                                    |
| 100               | 3400   |                                  |                               |                                |                                    |
| 110               | 3400   |                                  |                               |                                |                                    |
| 115               | 3400   |                                  |                               |                                |                                    |
| 120               | 3400   |                                  |                               |                                |                                    |
| 220               | 13600  |                                  |                               |                                |                                    |
| 230               | 13600  |                                  |                               |                                |                                    |
| 240               | 13600  |                                  |                               |                                |                                    |

# SCLD/SCLB

## »» Specification

|                                      |                               |   |
|--------------------------------------|-------------------------------|---|
| Contact material                     | AgNi / AgCdO / Ag alloy       |   |
| Contact resistance <sup>(1)</sup>    | 50 mΩ Max.                    |   |
| Operate time <sup>(1)</sup>          | 25 ms Max.                    |   |
| Release time <sup>(1)</sup>          | 25 ms Max.                    |   |
| Insulation resistance <sup>(1)</sup> | 100 MΩ Min. (DC 500V)         |   |
| Dielectric strength <sup>(1)</sup>   | Between open contact          | : AC 500V , 50/60Hz 1 min.                                |
|                                      | Between contact and coil      | : AC 1500V , 50/60Hz 1 min.                               |
|                                      | Between contact circuits      | : AC 1500V , 50/60Hz 1 min.                               |
| Vibration resistance                 | Operating extremes            | 10~55Hz , amplitude 1.0 mm                                |
|                                      | Damage limits                 | 10~55Hz , amplitude 1.0 mm                                |
| Shock resistance                     | Operating extremes            | 20G   |
|                                      | Damage limits                 | 100G  |
| Life expectancy                      | Mechanical                    | 10,000,000 operations<br>(frequency 18,000 operations/hr) |
|                                      | Electrical                    | 100,000 operations<br>(frequency 1,800 operations/hr)     |
| Operating ambient temperature        | -25~+70 °C (no freezing)      |   |
| Weight                               | Approx. 35 g (LD) 、 32 g (LB) |   |

Note : (1) initial value

## »» Safety Approval

| Certified | UL     | CSA     | TUV         | FIMKO |
|-----------|--------|---------|-------------|-------|
| File No.  | E88991 | LR90143 | R3-09452080 | 12747 |

## »» Safety Approval Rating

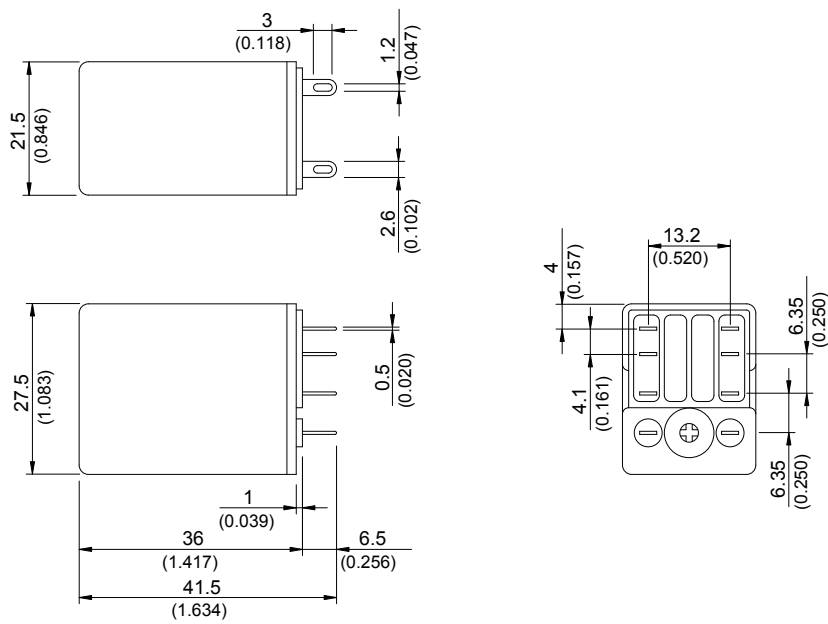
| UL   | CSA                   | UL & CSA (-F)         | TUV                   | FIMKO     |
|--|-----------------------|-----------------------|-----------------------|-----------|
| 5A 250VAC<br>5A 28VDC<br>1/8HP 3.8FLA,120VAC | 5A 250VAC<br>5A 28VDC | 3A 250VAC<br>3A 30VDC | 5A 250VAC<br>5A 30VDC | 5A 250VAC |

## »» Outline Dimensions

### ◆ LB-W C1



### ◆ LB-W C

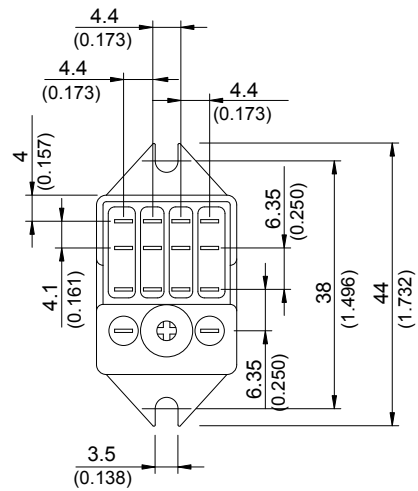


# SCLD/SCLB

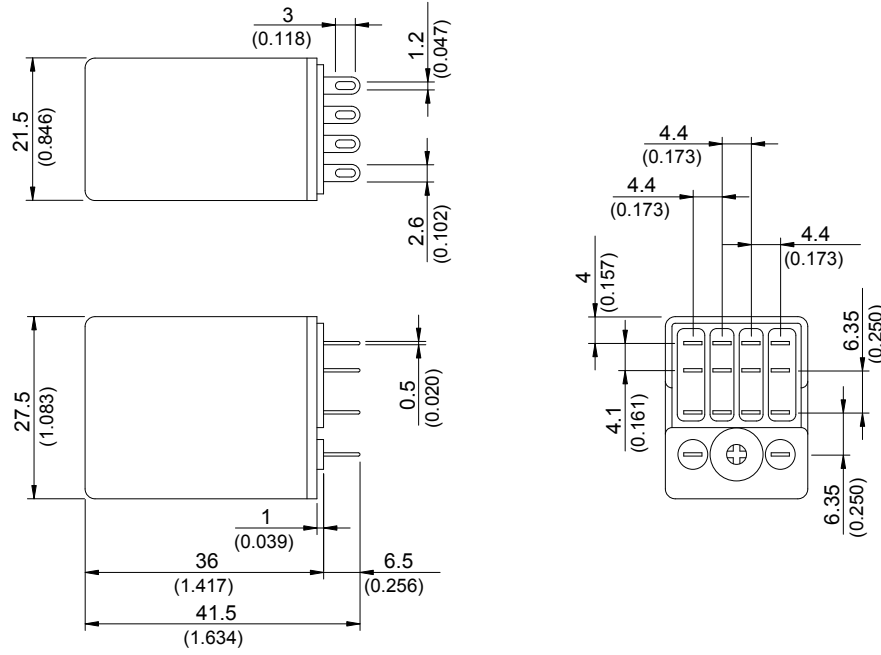
◆LB-P C



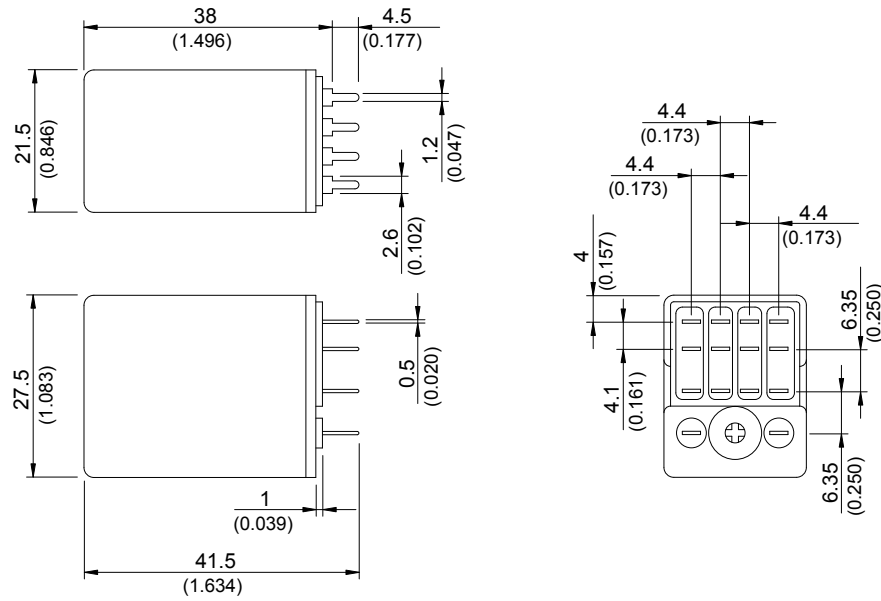
◆LD-W C1



## ◆LD-W C



## ◆LD-P C



# SCLD/SCLB

## ◆LD-W M



### »» Wiring Diagram BOTTOM VIEW

DPDT



4PDT



### »» PC Board Layout BOTTOM VIEW

DPDT



4PDT



### »» Designation(Provided with) BOTTOM VIEW

Lamp



(100~240VAC)



(6~48VDC)

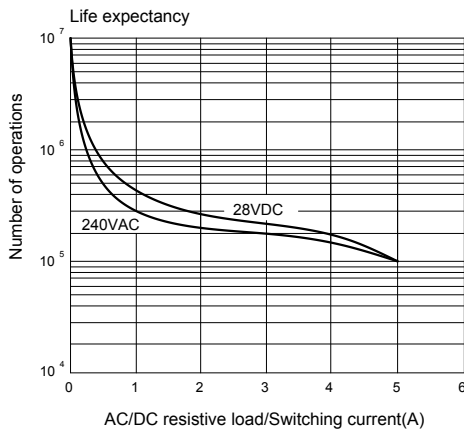
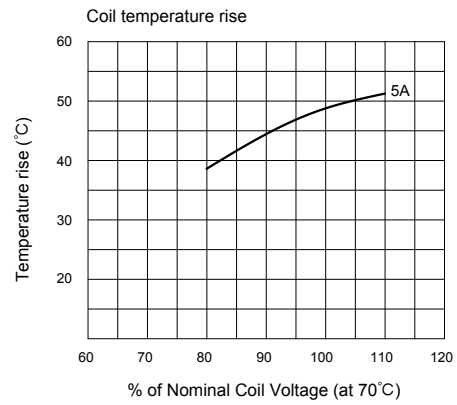
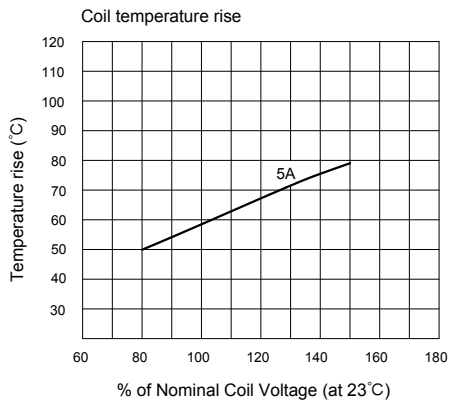


(6~48VAC)

Diode



»» Engineering Data





## Данный компонент на территории Российской Федерации

### Вы можете приобрести в компании MosChip.

Для оперативного оформления запроса Вам необходимо перейти по данной ссылке:

<http://moschip.ru/get-element>

Вы можете разместить у нас заказ для любого Вашего проекта, будь то серийное производство или разработка единичного прибора.

В нашем ассортименте представлены ведущие мировые производители активных и пассивных электронных компонентов.

Нашей специализацией является поставка электронной компонентной базы двойного назначения, продукции таких производителей как XILINX, Intel (ex.ALTERA), Vicor, Microchip, Texas Instruments, Analog Devices, Mini-Circuits, Amphenol, Glenair.

Сотрудничество с глобальными дистрибьюторами электронных компонентов, предоставляет возможность заказывать и получать с международных складов практически любой перечень компонентов в оптимальные для Вас сроки.

На всех этапах разработки и производства наши партнеры могут получить квалифицированную поддержку опытных инженеров.

Система менеджмента качества компании отвечает требованиям в соответствии с ГОСТ Р ИСО 9001, ГОСТ РВ 0015-002 и ЭС РД 009

### Офис по работе с юридическими лицами:

105318, г.Москва, ул.Щербаковская д.3, офис 1107, 1118, ДЦ «Щербаковский»

Телефон: +7 495 668-12-70 (многоканальный)

Факс: +7 495 668-12-70 (доб.304)

E-mail: [info@moschip.ru](mailto:info@moschip.ru)

Skype отдела продаж:

moschip.ru

moschip.ru\_4

moschip.ru\_6

moschip.ru\_9