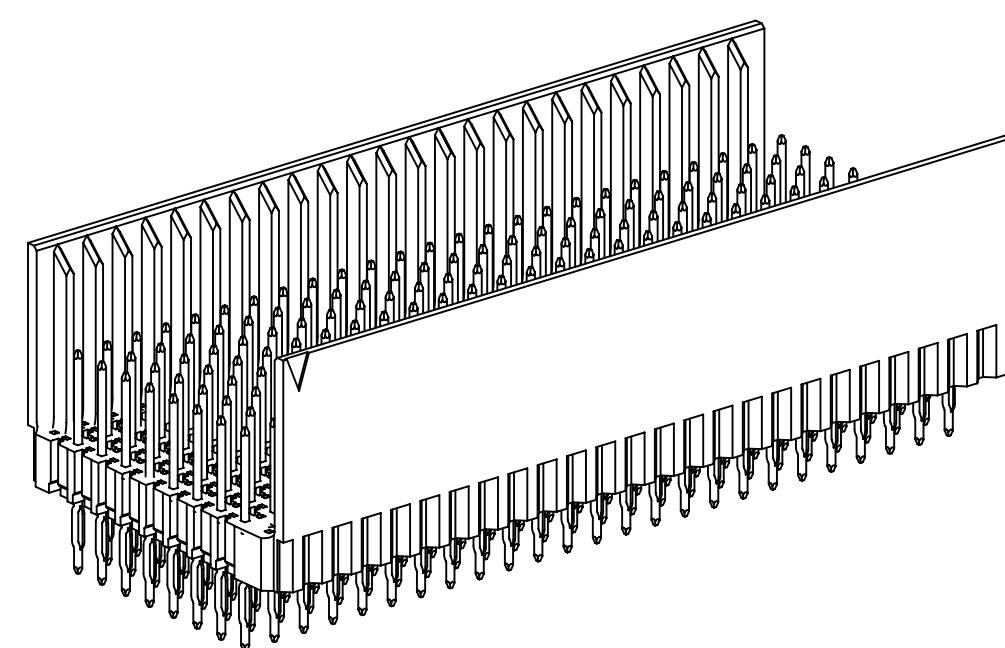
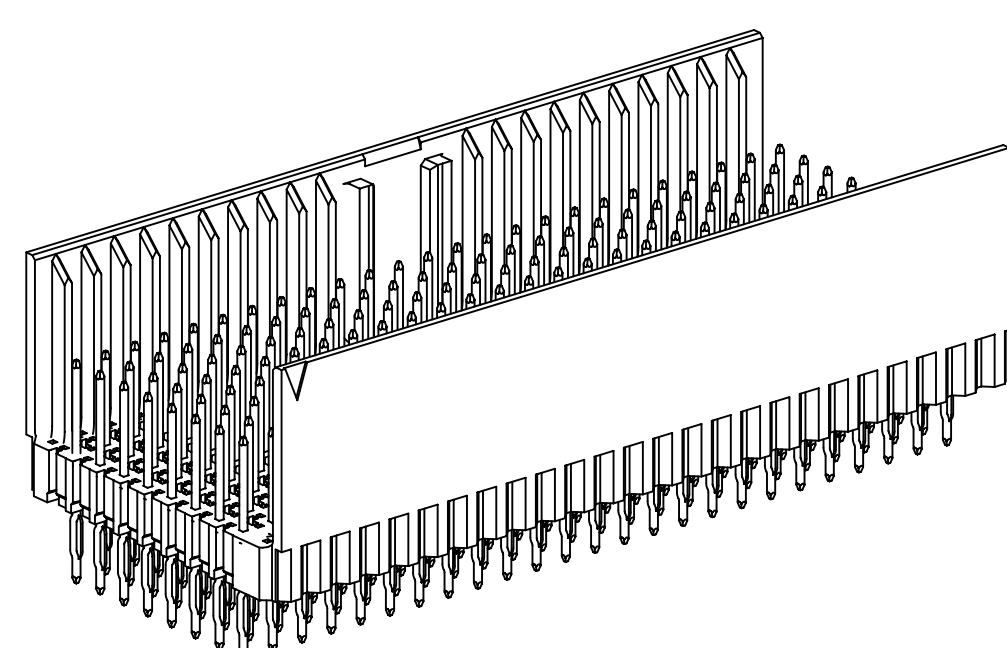


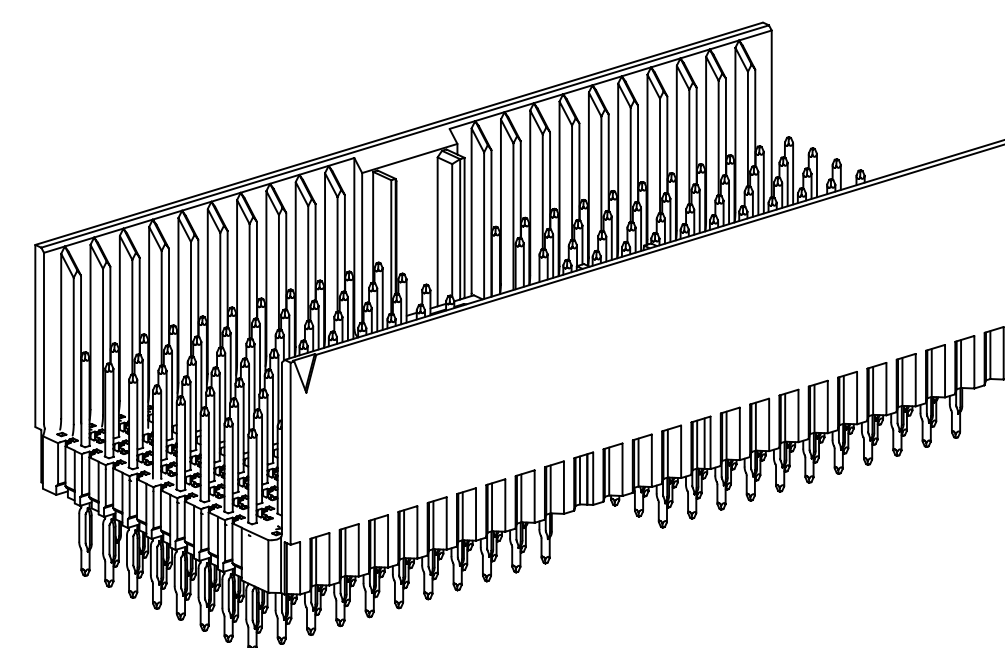
3M™ HM PRESS-FIT HEADER, 8-ROW, HM SERIES  
FOR HARD METRIC APPLICATIONS



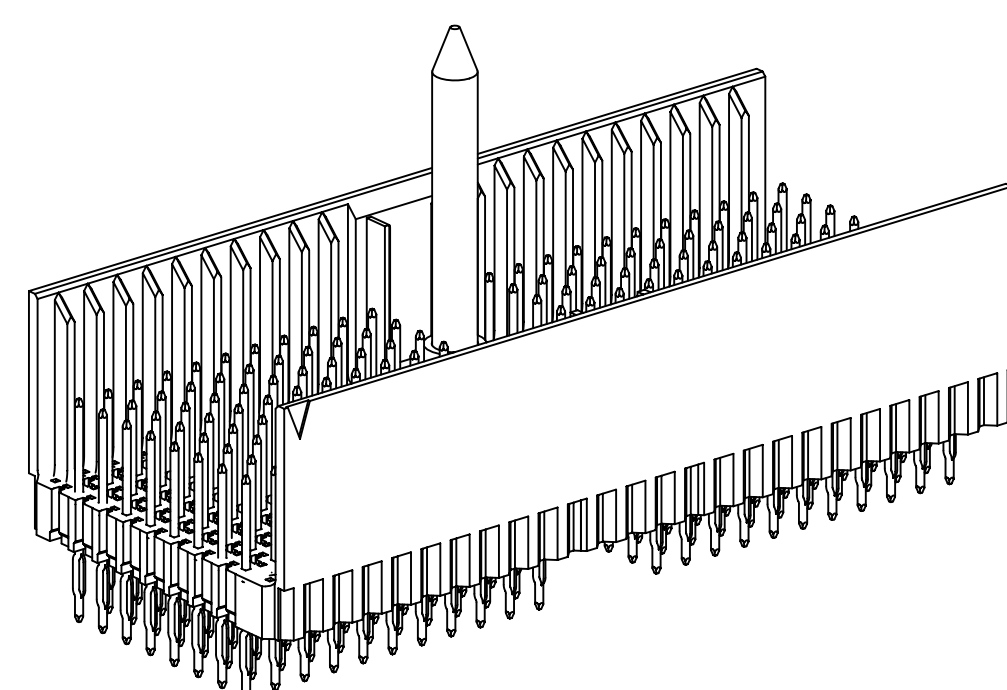
HM-H200E1-8CX1  
HM-H244E2-8BX1



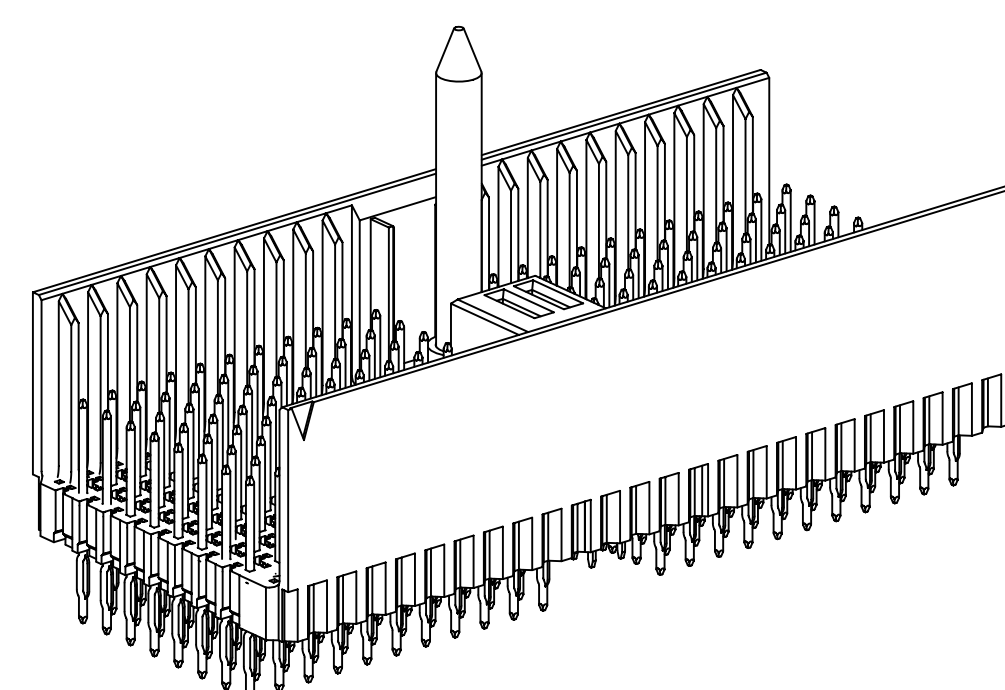
HM-H200DE1-8CX1  
HM-H244DE2-8BX1



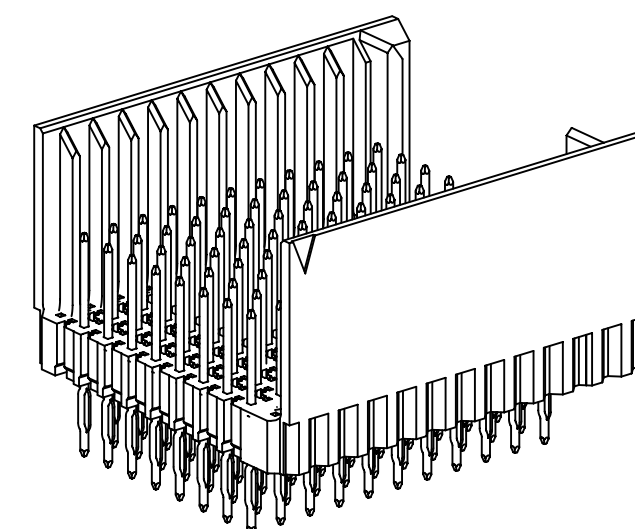
HM-H176D1-8CX1  
HM-H220D2-8BX1



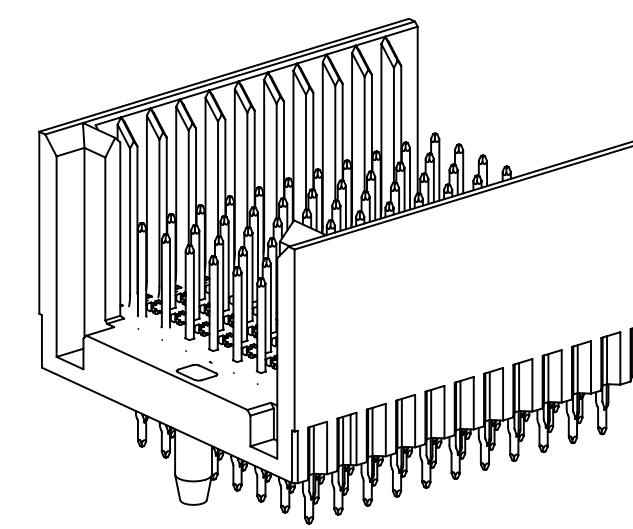
HM-H176DG1-8CX1  
HM-H220DG2-8BX1



HM-H176DPWR1-8CX1  
HM-H220DPWR2-8BX1



HM-H088FL1-8CX1  
HM-H110FL2-8BX1



HM-H088FR1-8CX1  
HM-H110FR2-8BX1

(UNLESS OTHERWISE SHOWN)  
ORDERING INFORMATION  
(ROWS I AND Z NOT LOADED)

HM-HXXXXX1-8CX1-XXXXX

HEADER POSITION AND TYPE | TAIL STYLE: P = PRESS-FIT TAIL, S = SOLDER TAIL | PLATING

(UNLESS OTHERWISE SHOWN)  
ORDERING INFORMATION  
(ROWS I AND Z LOADED, 8.3MM MATE LENGTH)

HM-HXXXXX2-8BX1-XXXXX

HEADER POSITION AND TYPE | TAIL STYLE: P = PRESS-FIT TAIL, S = SOLDER TAIL | PLATING

PLATING SPECIFICATIONS:

TG30L = .76µM [30µIN] MIN. GOLD ON CONTACT AREA, LUBRICATED  
2.54µM [100µIN] MIN. TIN/LEAD ON TERMINAL AREA (RIA C2 & E2 APPLY)  
1.27µM [50µIN] MIN. NICKEL ALL OVER.  
TYPICALLY HIGHER MAKE ORDER QUANTITIES AS COMPARED TO TG30.

TG30 = .76µM [30µIN] MIN. GOLD ON CONTACT AREA  
2.54µM [100µIN] MIN. TIN/LEAD ON TERMINAL AREA (RIA C2 & E2 APPLY)  
1.27µM [50µIN] MIN. NICKEL ALL OVER.  
STANDARD OPTION.

TG50 = 1.27µM [50µIN] MIN. GOLD ON CONTACT AREA, LUBRICATED  
2.54µM [100µIN] MIN. TIN/LEAD ON TERMINAL AREA (RIA C2 & E2 APPLY)  
1.27µM [50µIN] MIN. NICKEL ALL OVER.  
NON-STANDARD OPTION (AVAILABLE WITH LONGER LEAD TIMES AND HIGHER MAKE ORDER QUANTITIES, MOQ)

KR = .76µM [30µIN] MIN. GOLD ON CONTACT AREA  
2.54µM [100µIN] MIN. MATTE TIN ON TERMINAL AREA (RIA C2 & E2 APPLY)  
1.27µM [50µIN] MIN. NICKEL ALL OVER.

- \* MODULAR/SCALABLE FORMAT IEC 61076-4-101
- \* PRESS-FIT OF SOLDER TAIL VERSION
- \* 101 MATED LINES PER INCH
- \* SHIPS WITH PROTECTIVE CAP, WHICH ALSO SERVES AS AN INSERTION TOOL
- \* END-TO-END STACKABLE WITH 8 ROW 3M™ HM AND HSHM PRODUCTS
- \* INTEGRATED GUIDE AND GUIDE PIN
- \* MULTI-PURPOSE CENTER (MPC) KEYING AND GUIDANCE
- \* FOUR INTEGRATED 8.25 A POWER CONTACTS AND GUIDE PIN

- NOTES
- MATERIAL:  
PLASTIC: HIGH TEMP LCP, UL94V-0  
PINS: COPPER ALLOY.
  - REGULATORY INFORMATION:  
ROHS COMPLIANT. SEE THE REGULATORY INFORMATION APPENDIX (RIA) IN THE "ROHS COMPLIANCE" SECTION OF WWW.3MCONNECTORS.COM FOR COMPLIANCE INFORMATION (RIA E1 & C1 APPLY)
  - IN THE EVENT OF CONFLICT BETWEEN THIS DATA AND THAT CONTAINED IN THE PRODUCT SPECIFICATION, THE PRODUCT SPECIFICATION TAKES PRECEDENT.

MECHANICAL:

NORMAL FORCE (NOMINAL): .57N [58g] SIGNAL  
ENGAGEMENT FORCE (NOMINAL): .32N [33g] SIGNAL  
SEPARATION FORCE (NOMINAL): .20N [20g] SIGNAL  
WIPE (NOMINAL, SHORTEST CONTACT): 2.67 [.105] SIGNAL  
MATE/UNMATE CYCLES: 250  
APPLICATION: THIS MODULE IS NOT SUITABLE FOR STAND-ALONE USE. (REFER TO IEC-61076-4-101)

ELECTRICAL:

CURRENT RATING (FULLY LOADED): 1A @ 70°C SIGNAL  
INSULATION RESISTANCE: 1 X 10<sup>4</sup> MΩ @ 100 V<sub>DC</sub>  
WITHSTANDING VOLTAGE: 750V<sub>RMS</sub>

ENVIRONMENTAL:

TEMPERATURE RATING: -55°C TO 125°C  
PROCESS RATING: MAX. 260°C (PER J-STD-020C)  
WITHSTANDING VOLTAGE: 1 (PER J-STD-020C)

3M™ ELECTRONIC SOLUTIONS DIVISION  
INTERCONNECT SOLUTIONS  
<http://www.3mconnectors.com>

3M IS A TRADEMARK OF 3M COMPANY.  
FOR TECHNICAL, SALES OR ORDERING  
INFORMATION CALL 800-225-5373

**CAUS**  
UL FILE NO: E68080

DESIGN REFERENCE		NEXT ASSEMBLY		REV	ECO	ISSUE DATE AND DESCRIPTION	DRFT	CHKD
A 39815		MAR 28, 2012				PRODUCTION RELEASE	JNC	TS
CAGD		DATE		APPRV		DATE		
CASTIGLIONE		MAR 28, 2012		T. SUNIGA		MAR 28, 2012		
DIVISION		DIVISION CODE		© 3M COPYRIGHT 2012 This document and the information it contains are 3M property and may not be reproduced or further distributed without 3M permission, or used or disclosed other than for 3M authorized purposes. All rights reserved.				
Interconnect Solutions		ISD		TITLE <b>HM PRESS-FIT HEADER, 8-ROW, HM SERIES</b>				
DO NOT SCALE DRAWING		SCALE 5/2		TOLERANCES EXCEPT AS NOTED INCHES .01 ± .01 .000 ± .005 .0000 ±				
THIRD ANGLE PROJECTION		MILLIMETERS		0 ± .3 .0 ± .13 .000 ±				
INTERPRET PER ASME Y14.5 - 1994		MAX SURFACE ROUGHNESS		CAGE NUMBER <b>D78-5100-2517-0</b>				
MARKED ONLY		SURFACES		MODEL DET LISTS YES NO SHT 1 OF 4				

78-5100-2517-0  
DRAWING NUMBER

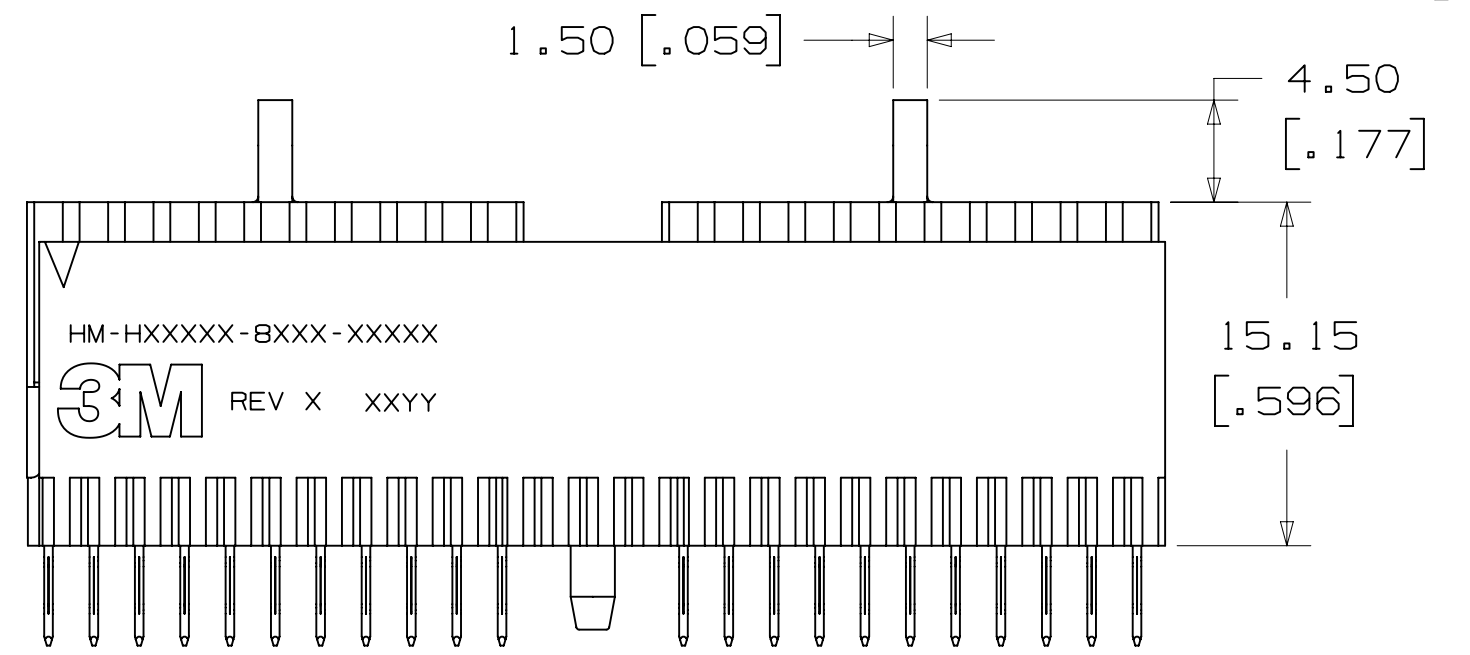
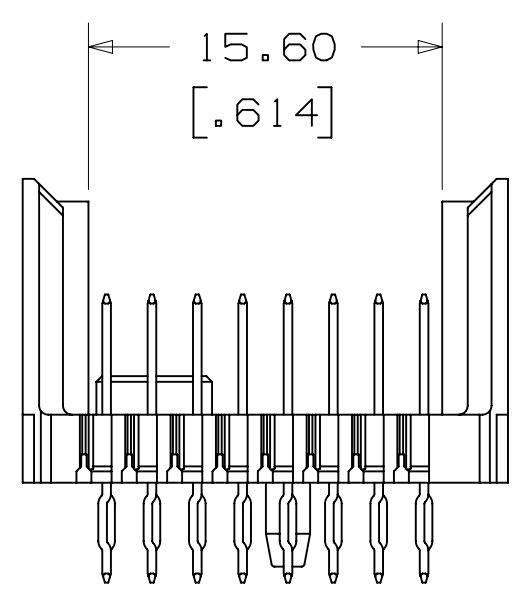
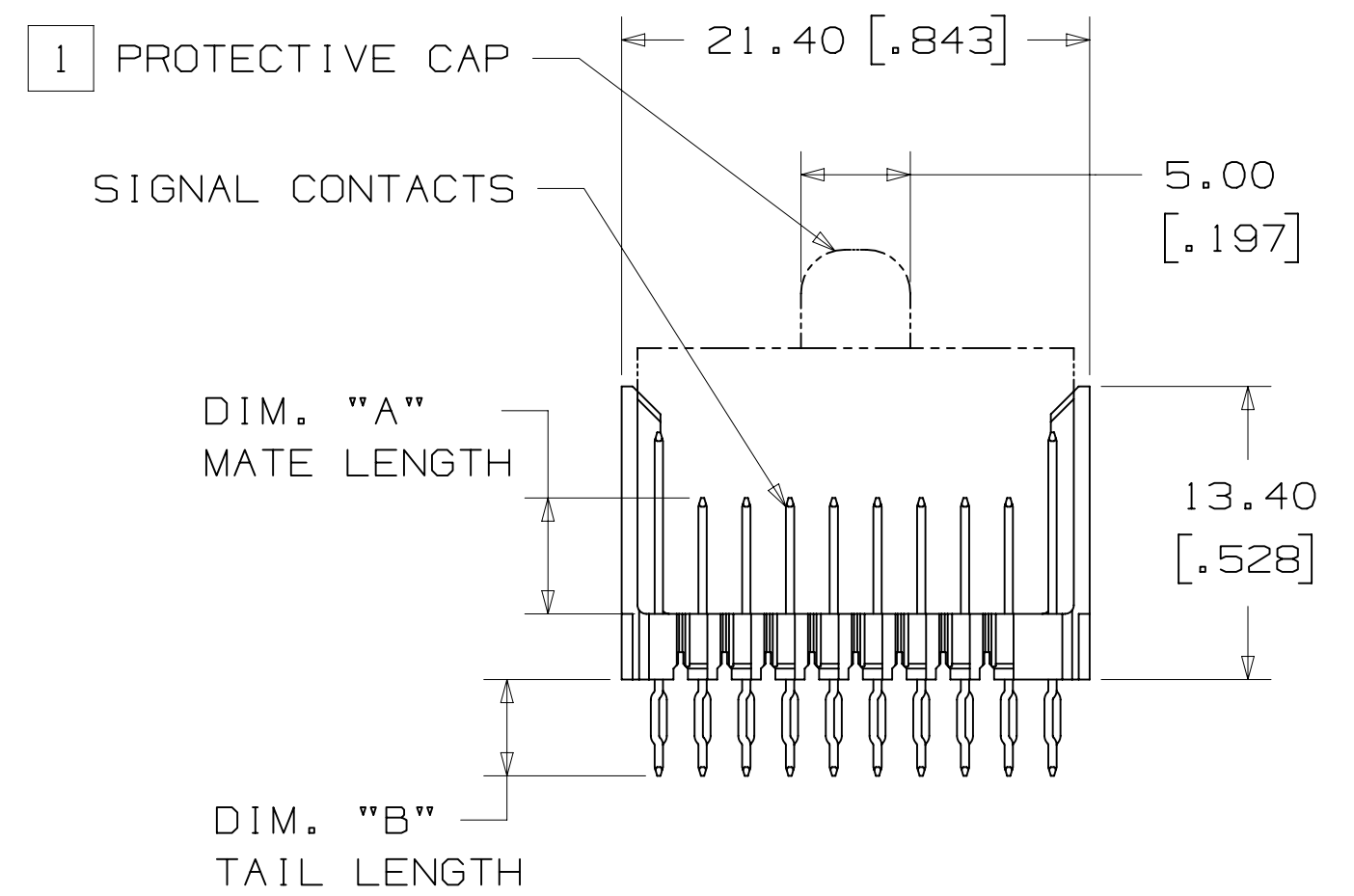
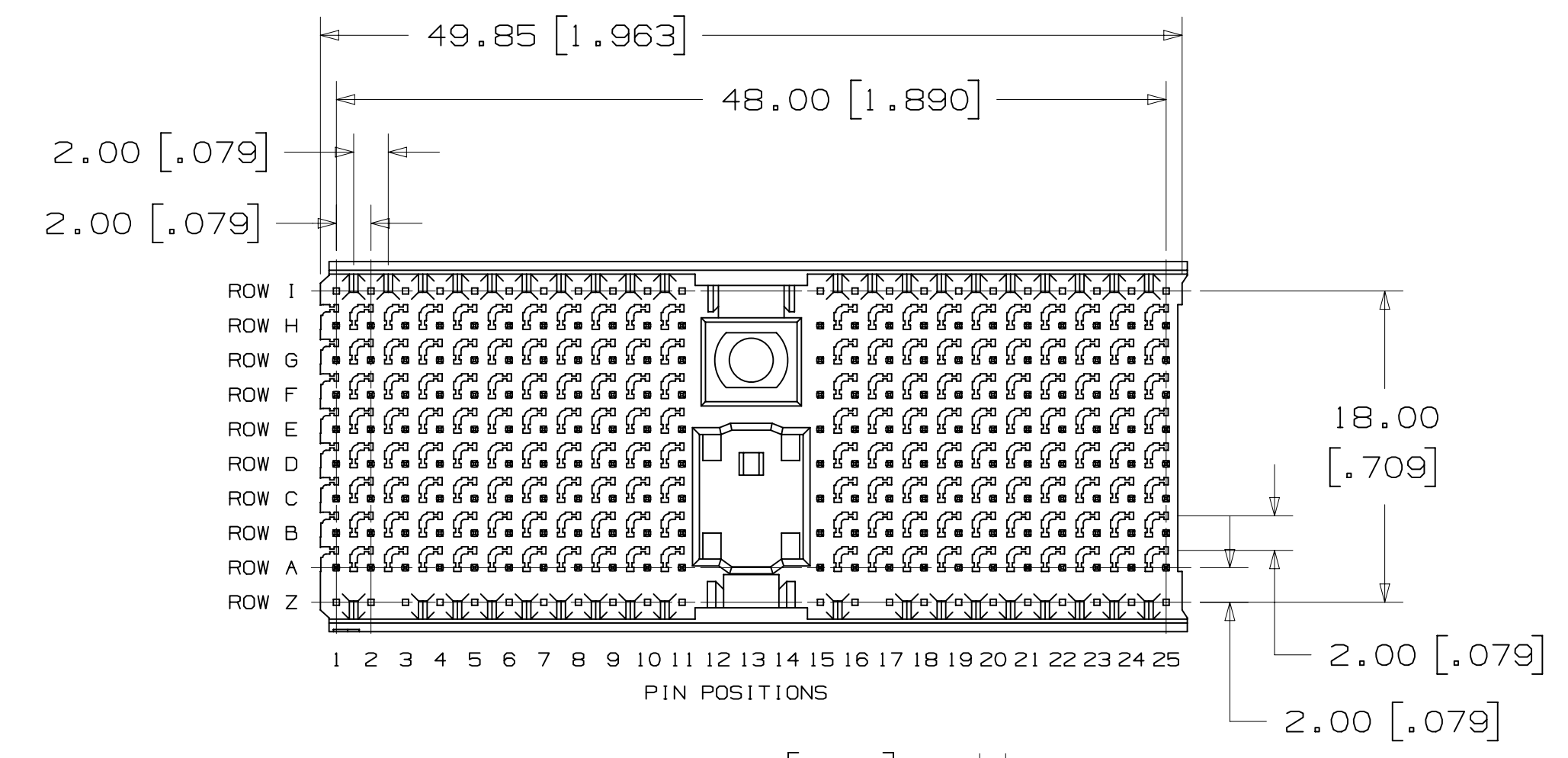
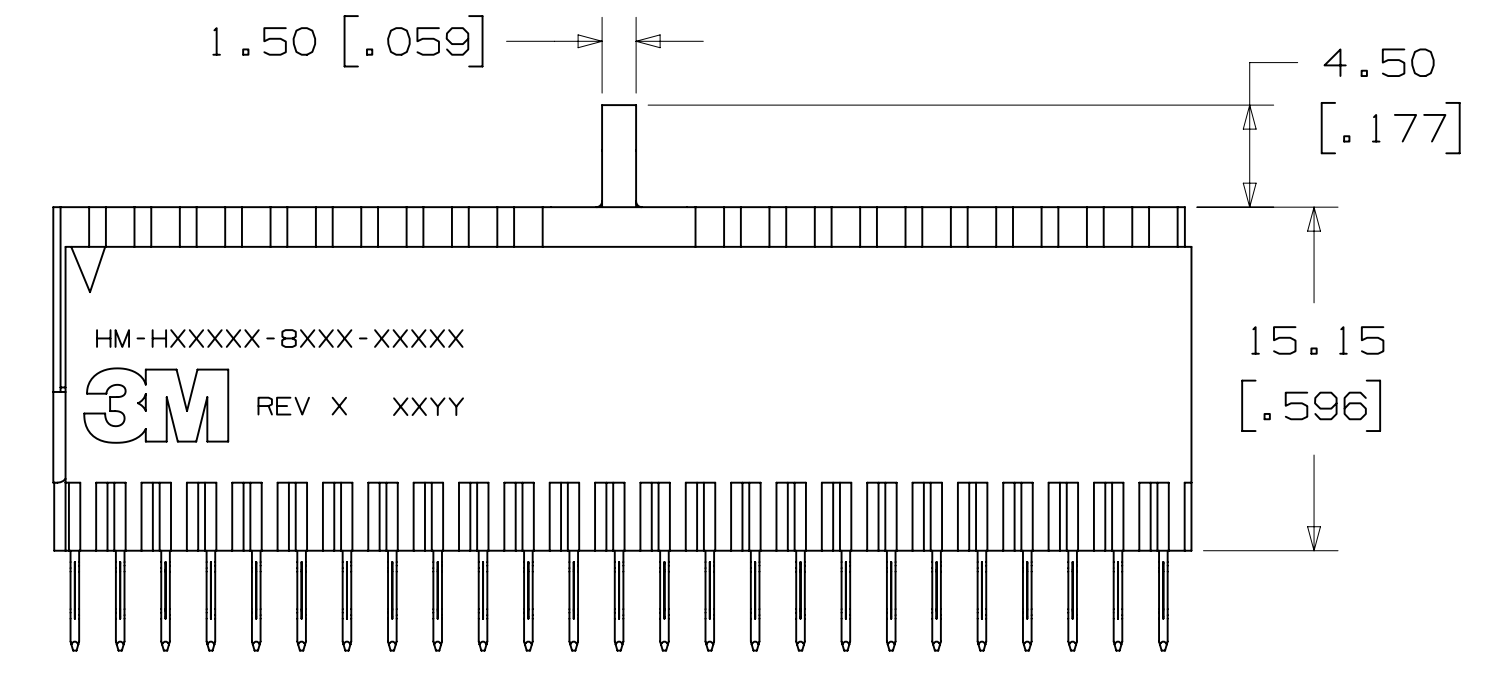
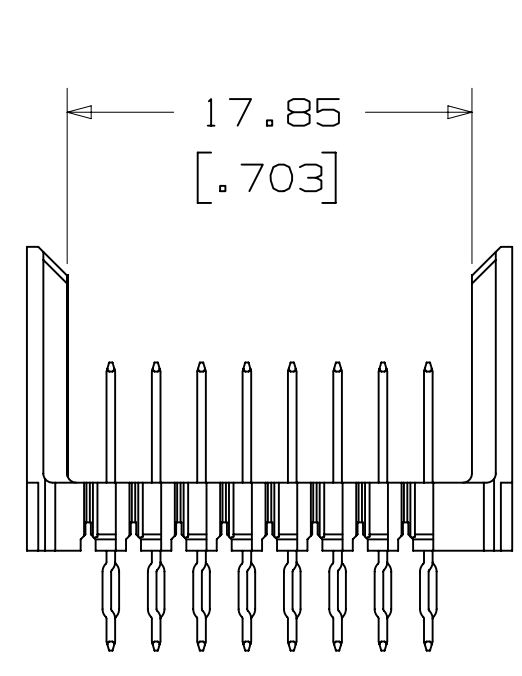
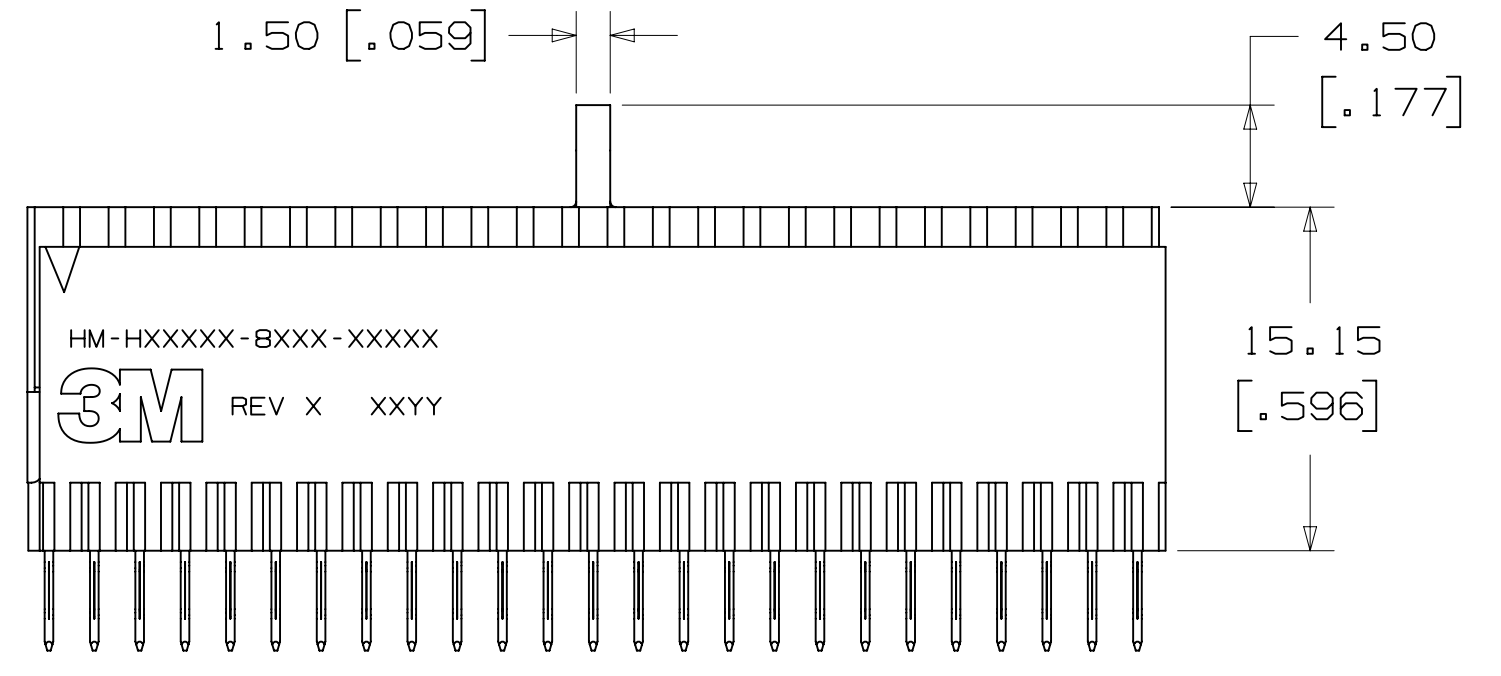
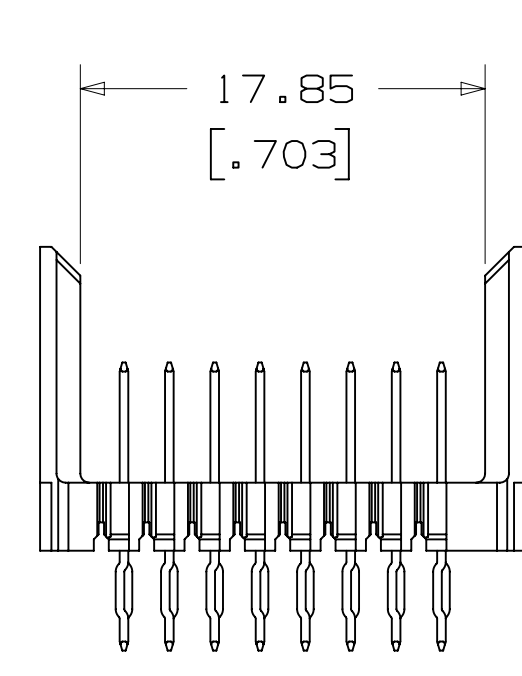
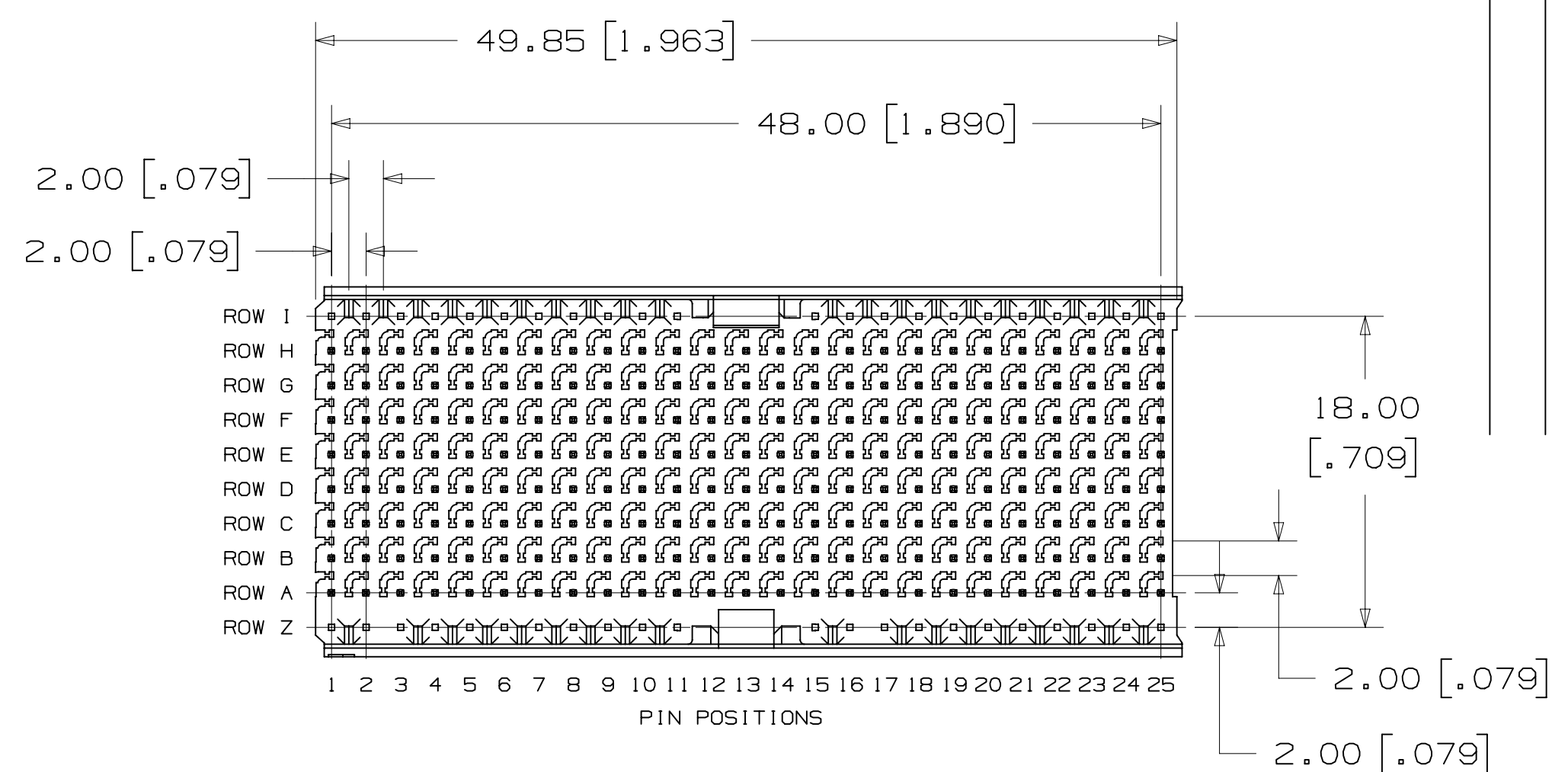
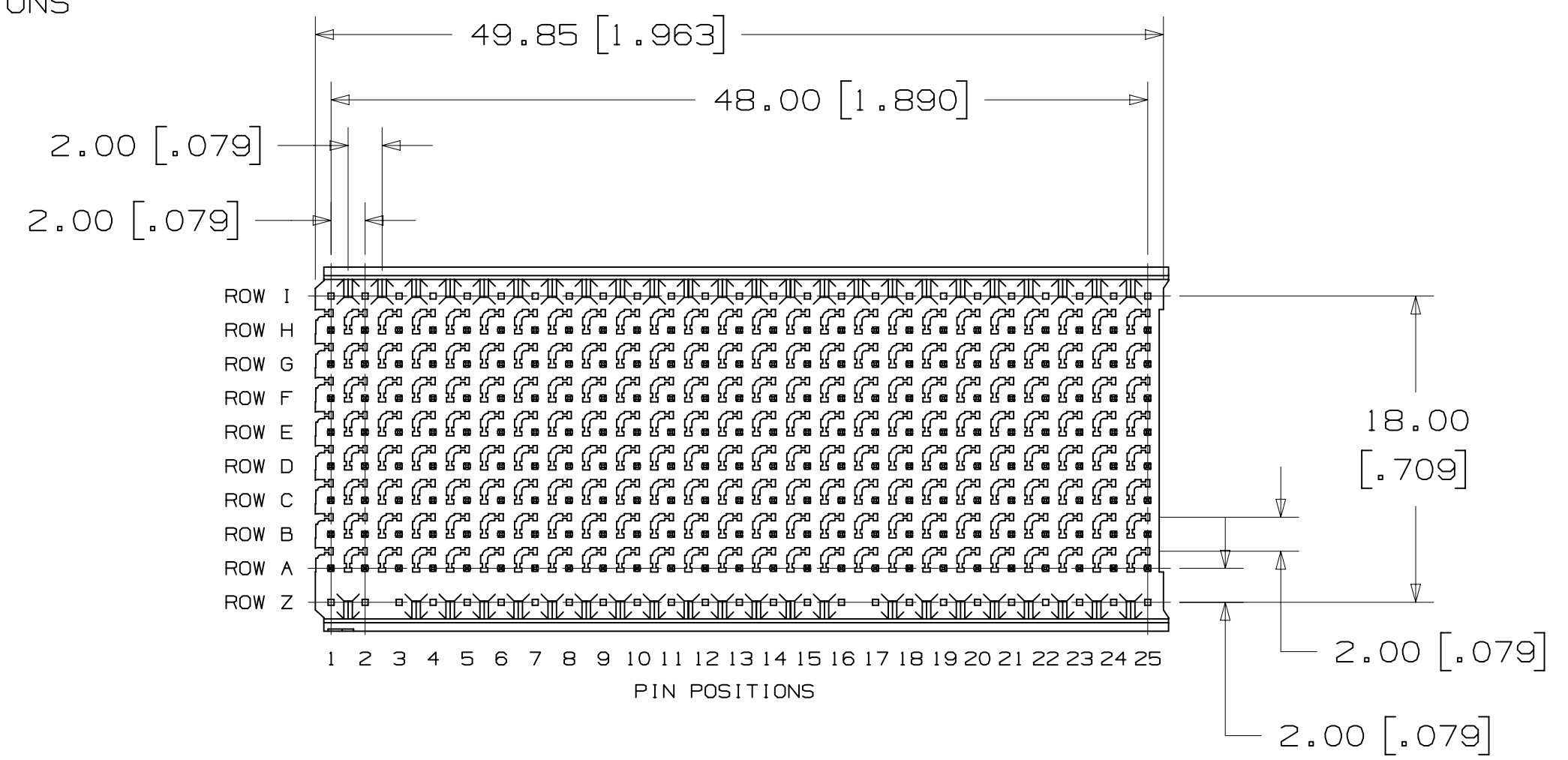
REVISION

B

A

3M™ HM PRESS-FIT HEADER, 8-ROW, HM SERIES  
FOR HARD METRIC APPLICATIONS

NOTES  
1 CAPS TO BE REMOVED AFTER PRESS-FIT INSTALLATION PROCESS.

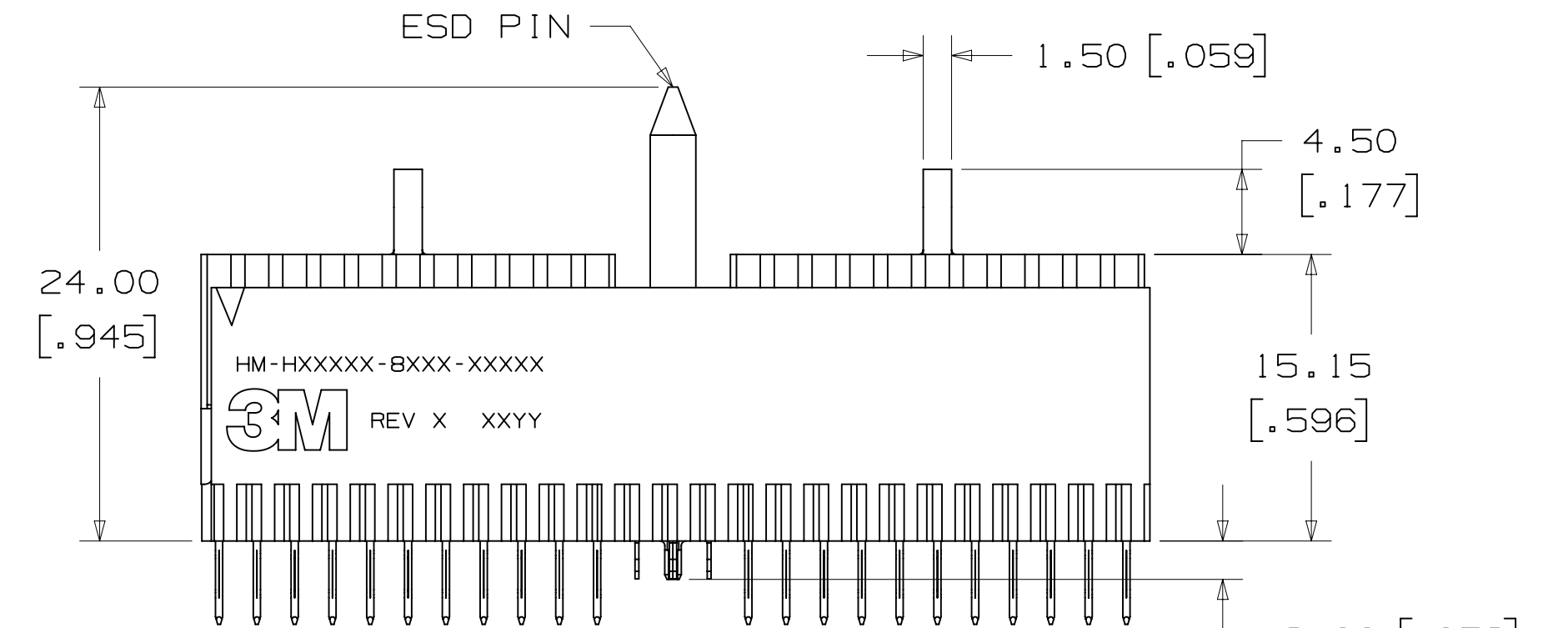
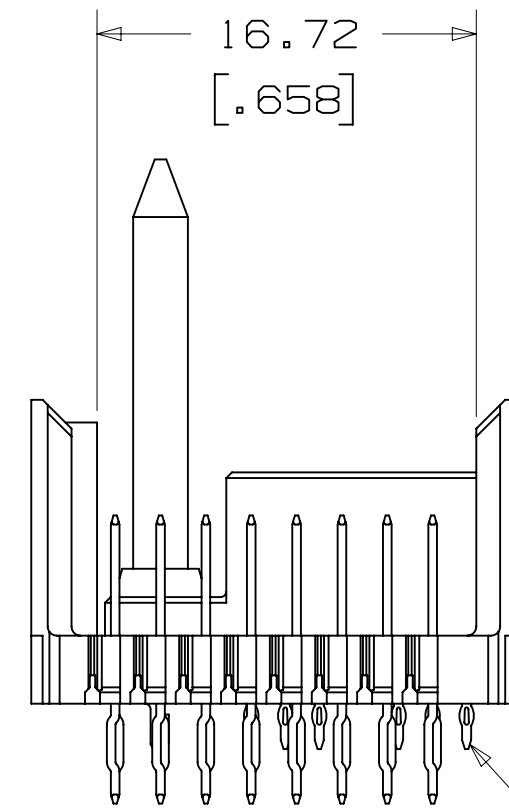
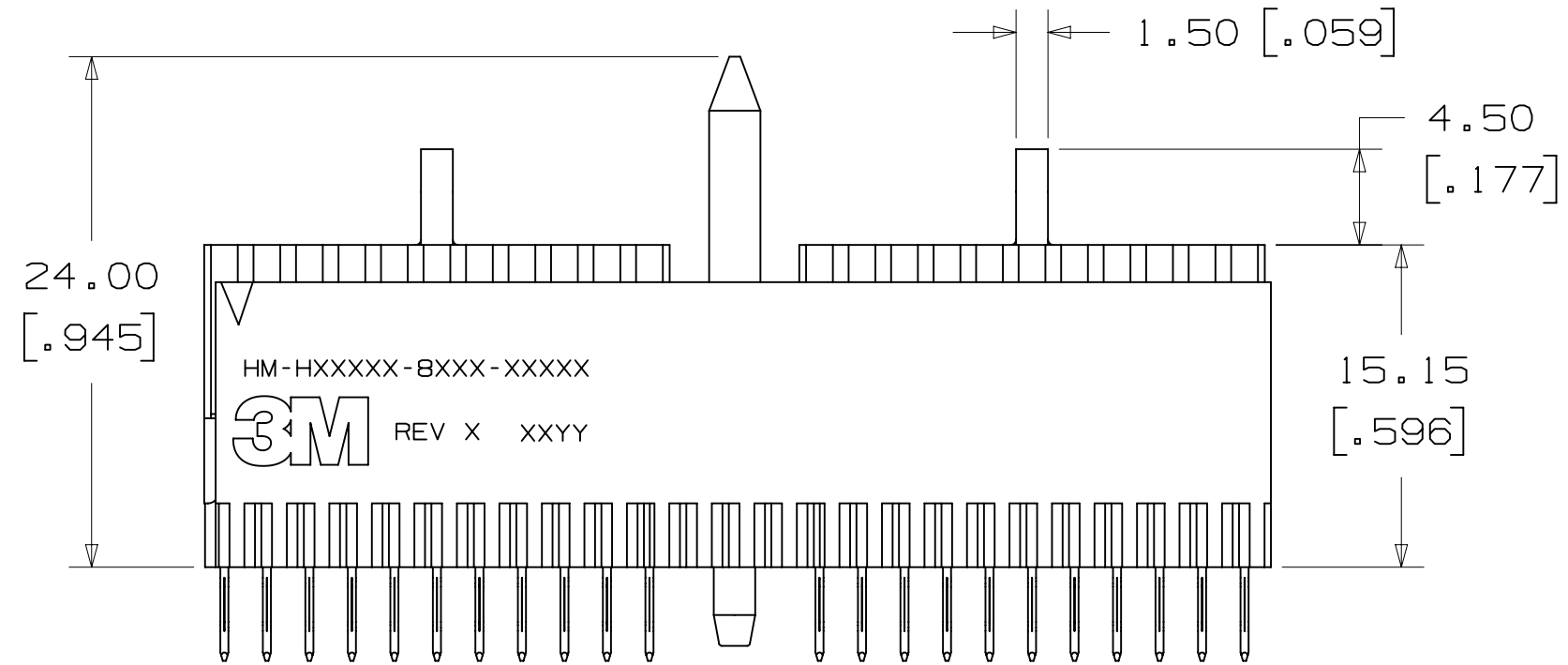
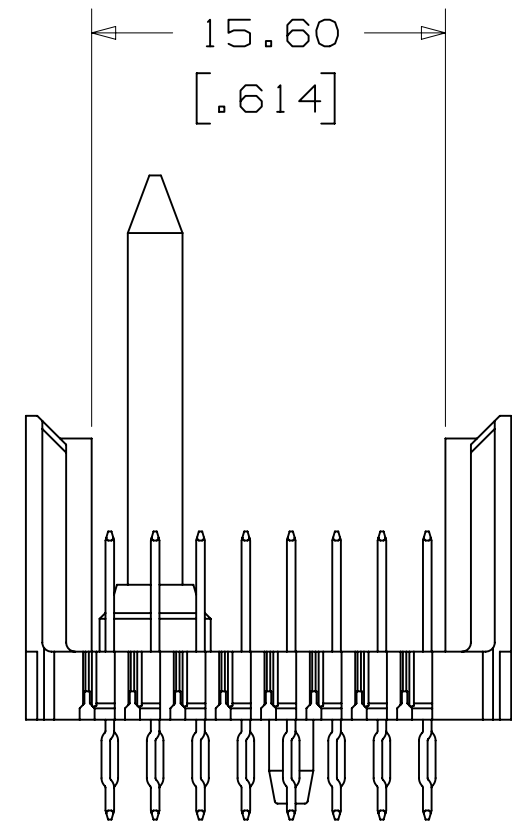
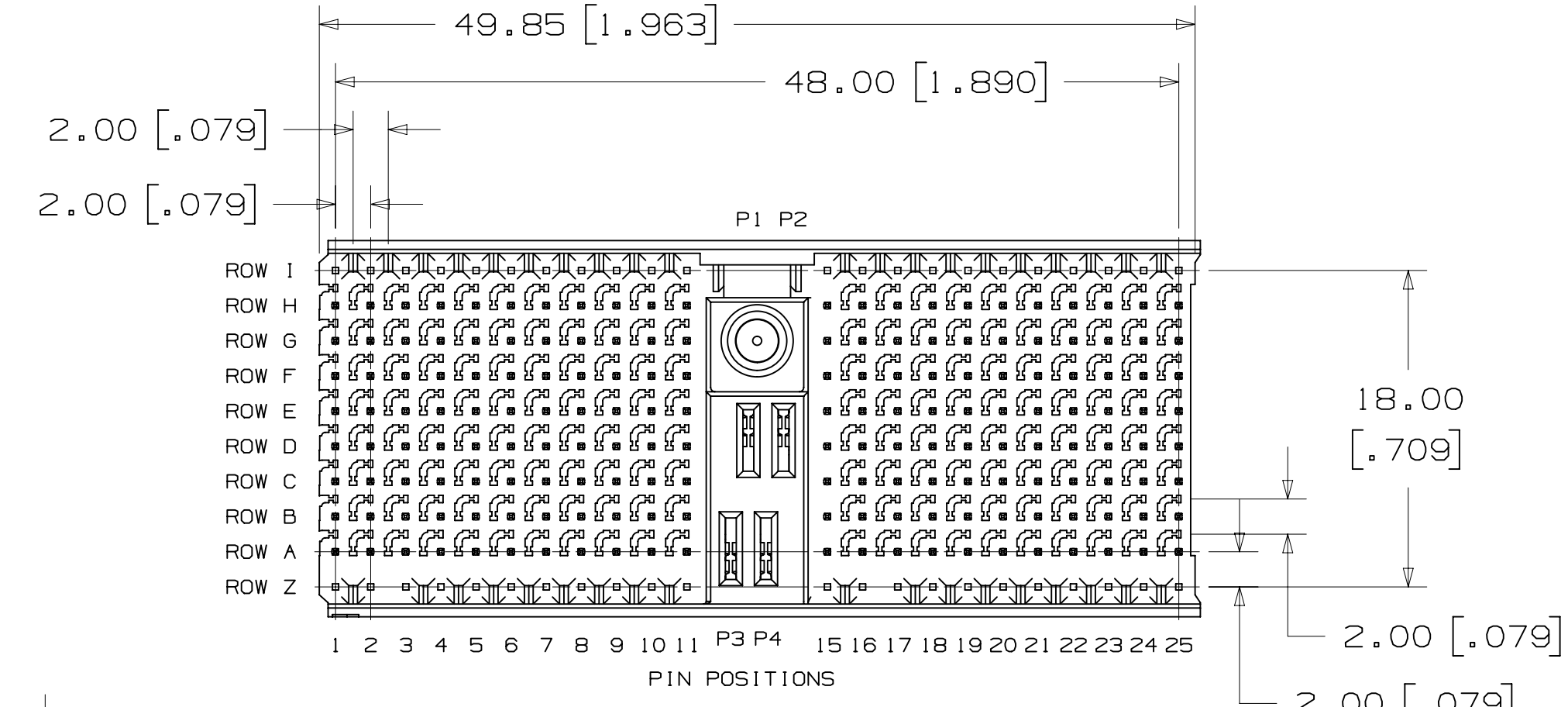
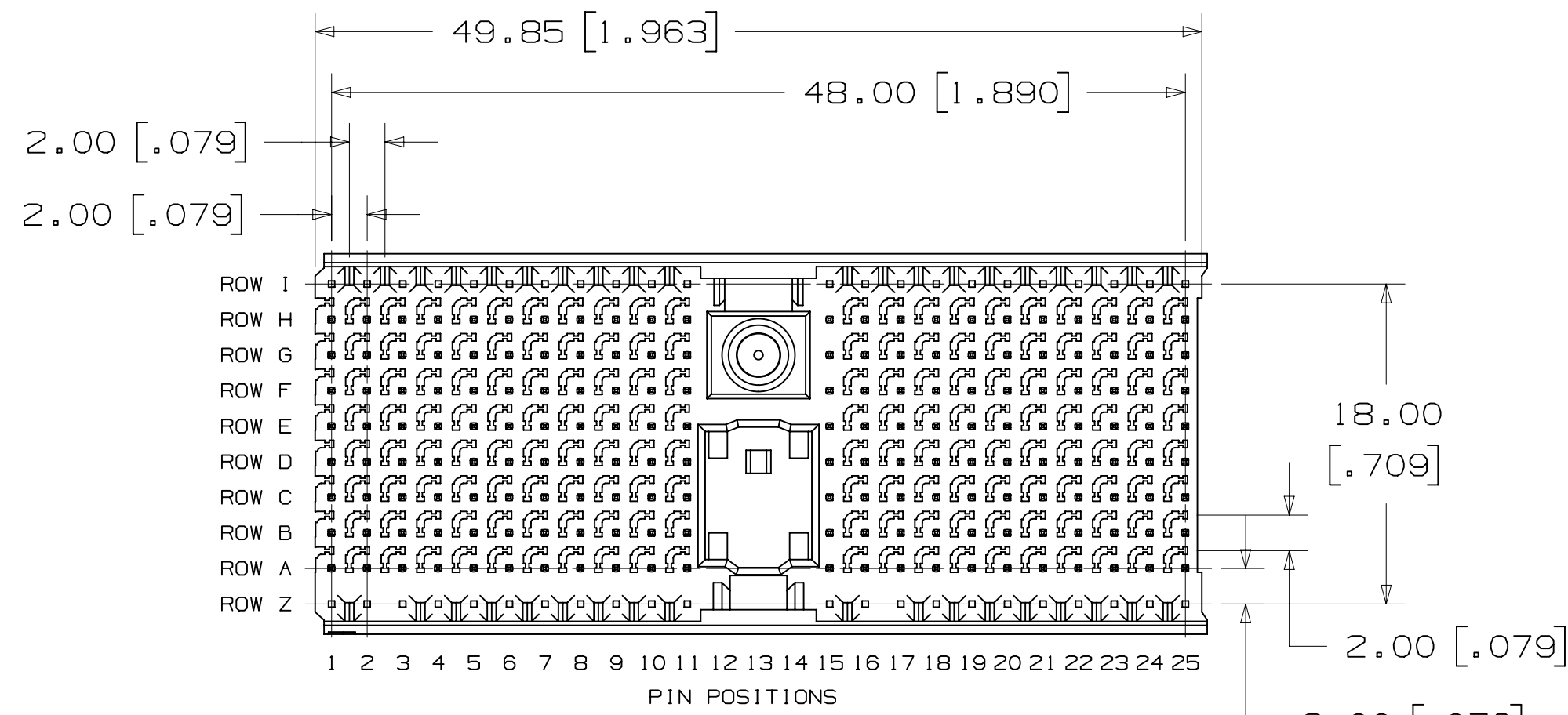


TYPICAL SIDE VIEW DIMENSIONS FOR THE HEADERS ON THIS DRAWING

STANDARD CONFIGURATION  
DIM. "A" 5.3 [.21] FOR ROWS A THRU H  
DIM. "B" 4.4 [.17] EXCEPT AS NOTED  
FOR NON-STANDARD CONFIGURATIONS CONTACT A 3M SALES REPRESENTATIVE

DESIGN REFERENCE	NEXT ASSEMBLY	REV	ECO	ISSUE DATE AND DESCRIPTION	DRFT	CHKD
		A	39815	MAR 28, 2012 PRODUCTION RELEASE	JNC	TS
DIVISION	INTERCONNECT SOLUTIONS	DATE	MAR 28, 2012	DATE	MAR 28, 2012	DATE
SCALE	1	APPR	T. SUNIGA	DATE	MAR 28, 2012	DATE
TOLERANCES EXCEPT AS NOTED		© 3M COPYRIGHT 2012 This document and the information it contains are 3M property and may not be reproduced or further distributed without 3M permission, or used or disclosed other than for 3M authorized purposes. All rights reserved.				
THIRD ANGLE PROJECTION		TITLE HM PRESS-FIT HEADER, 8-ROW, HM SERIES				
MAX SURFACE ROUGHNESS		CAGE NUMBER	D	SIZE	78-5100-2517-0	REV. A
		MODEL		DET	ISTS	YES
					NO	SHT 2 OF 4

3M™ HM PRESS-FIT HEADER, 8-ROW, HM SERIES  
FOR HARD METRIC APPLICATIONS



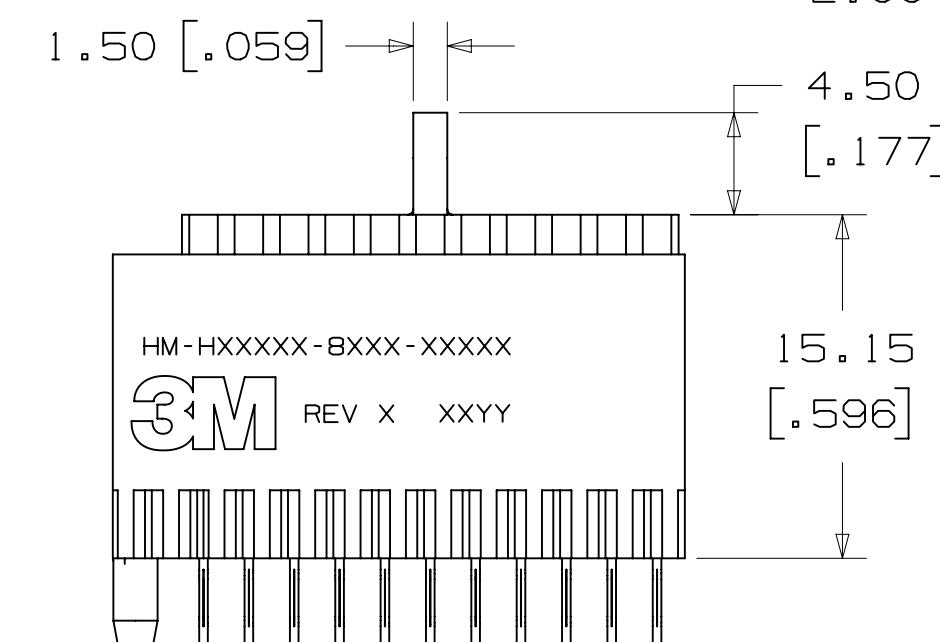
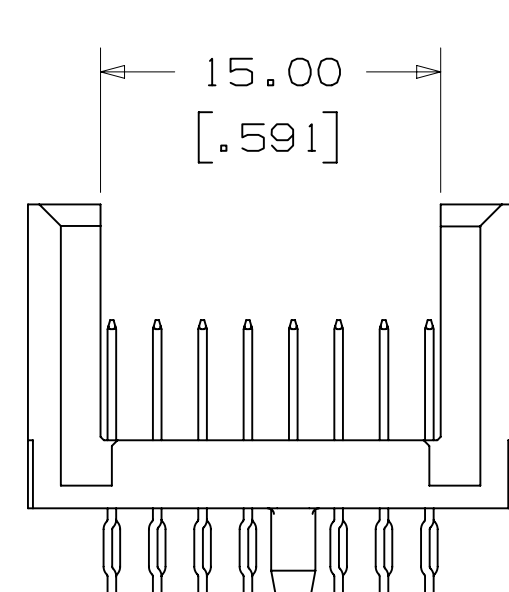
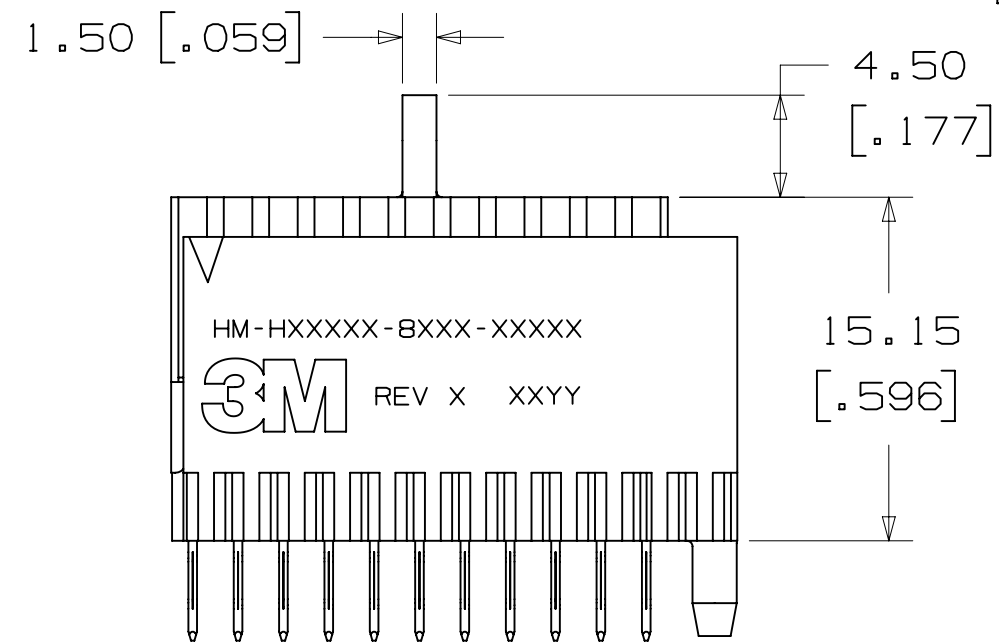
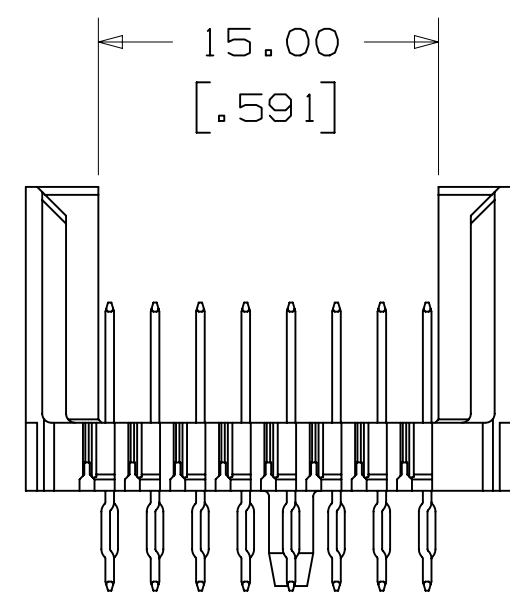
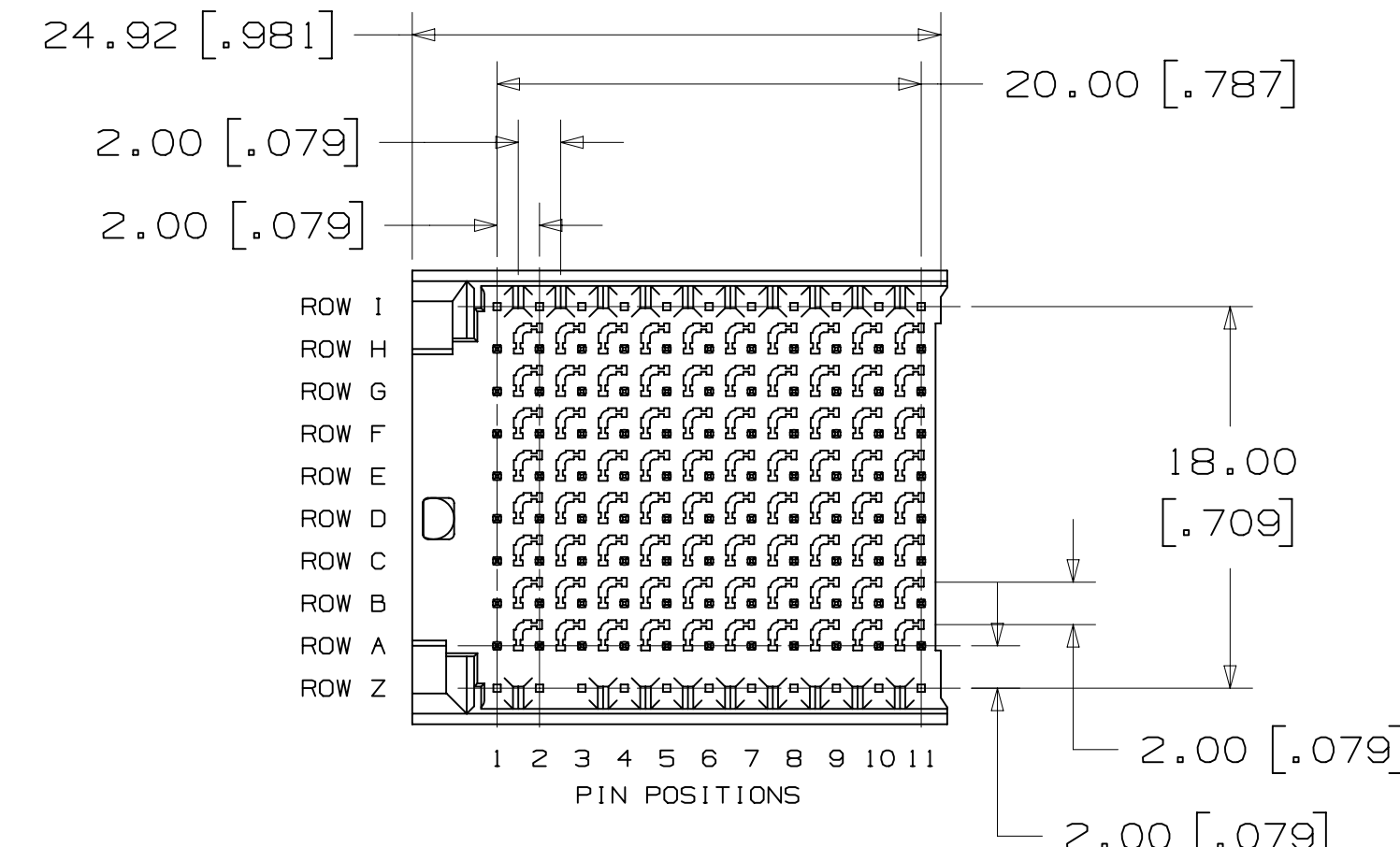
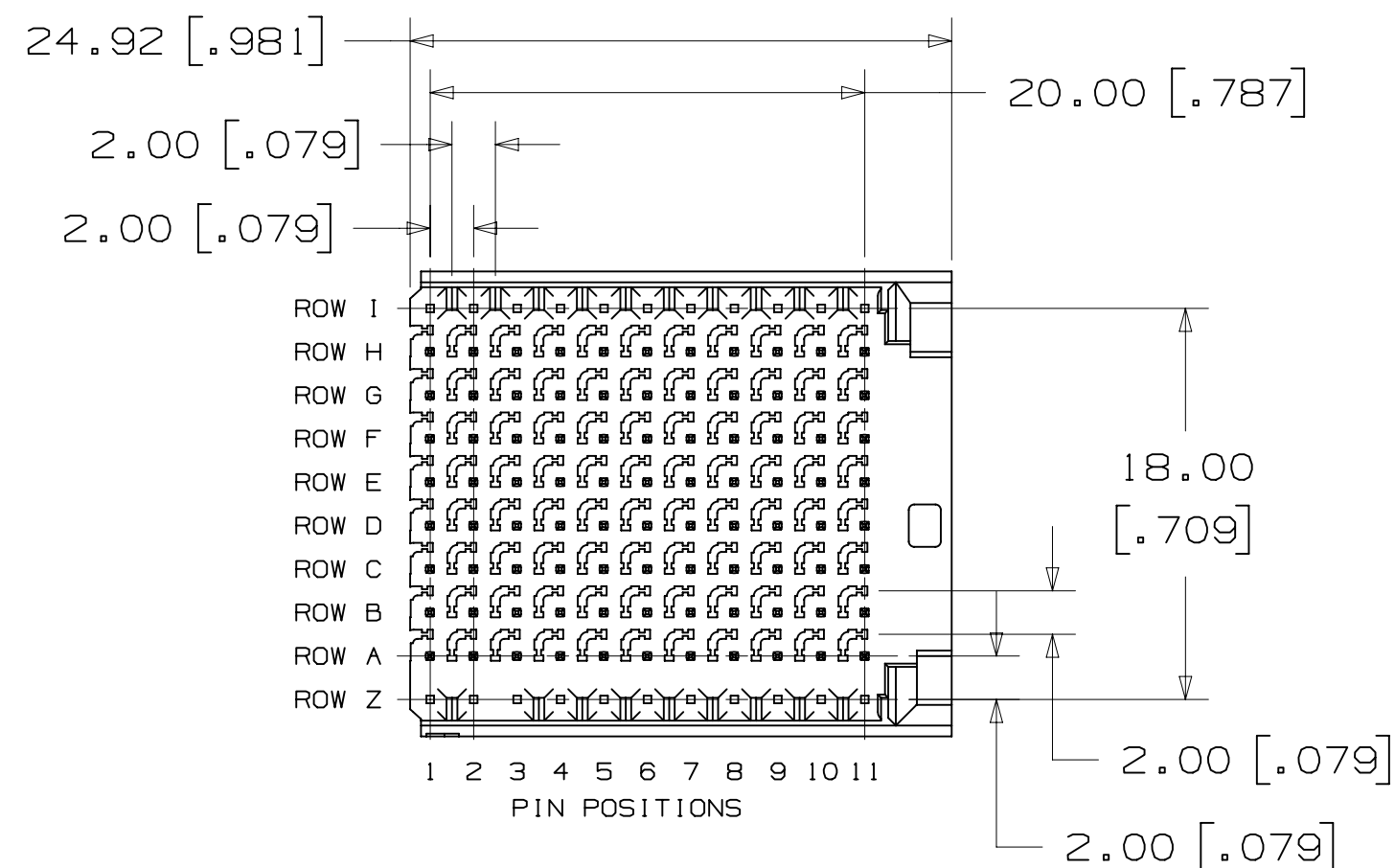
HM-H176DG1 - 8CX1  
HM-H220DG2 - 8BX1

POWER TAILS  
(4 CONTACTS,  
12 LEADS)

HM-H176DPWR1 - 8CXX  
HM-H220DPWR2 - 8BXX

ESD PIN TAIL  
LENGTH

DIM. "B" TAIL LENGTH  
1 = 4.4 [.17] PIN, 2.0 [.08] POWER  
AND 2.0 [.08] ESD  
2 = 4.4 [.17] PIN, 4.4 [.17] POWER  
AND 2.0 [.08] ESD



HM-H088FL1 - 8CX1  
HM-H110FL2 - 8BX1

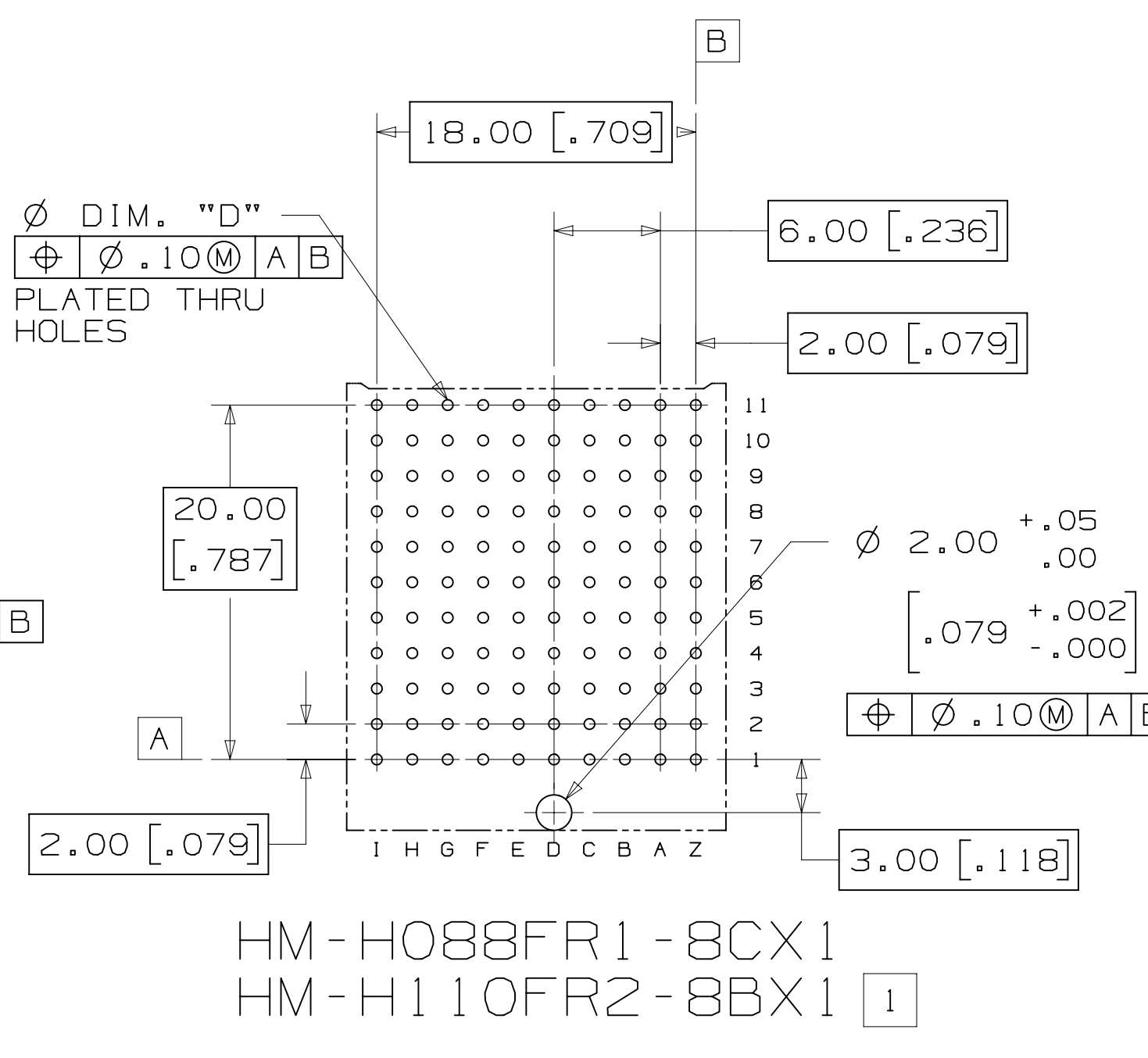
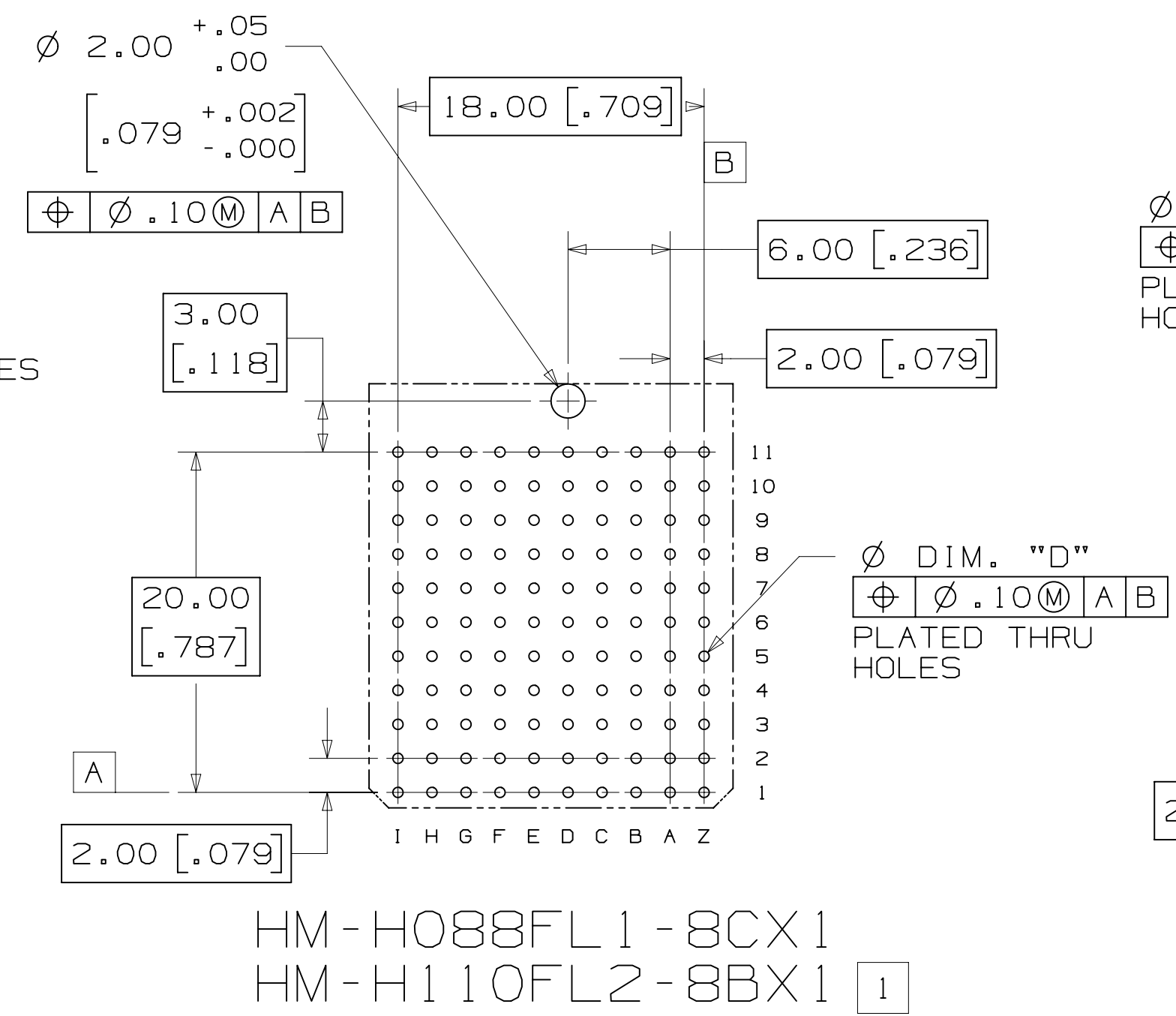
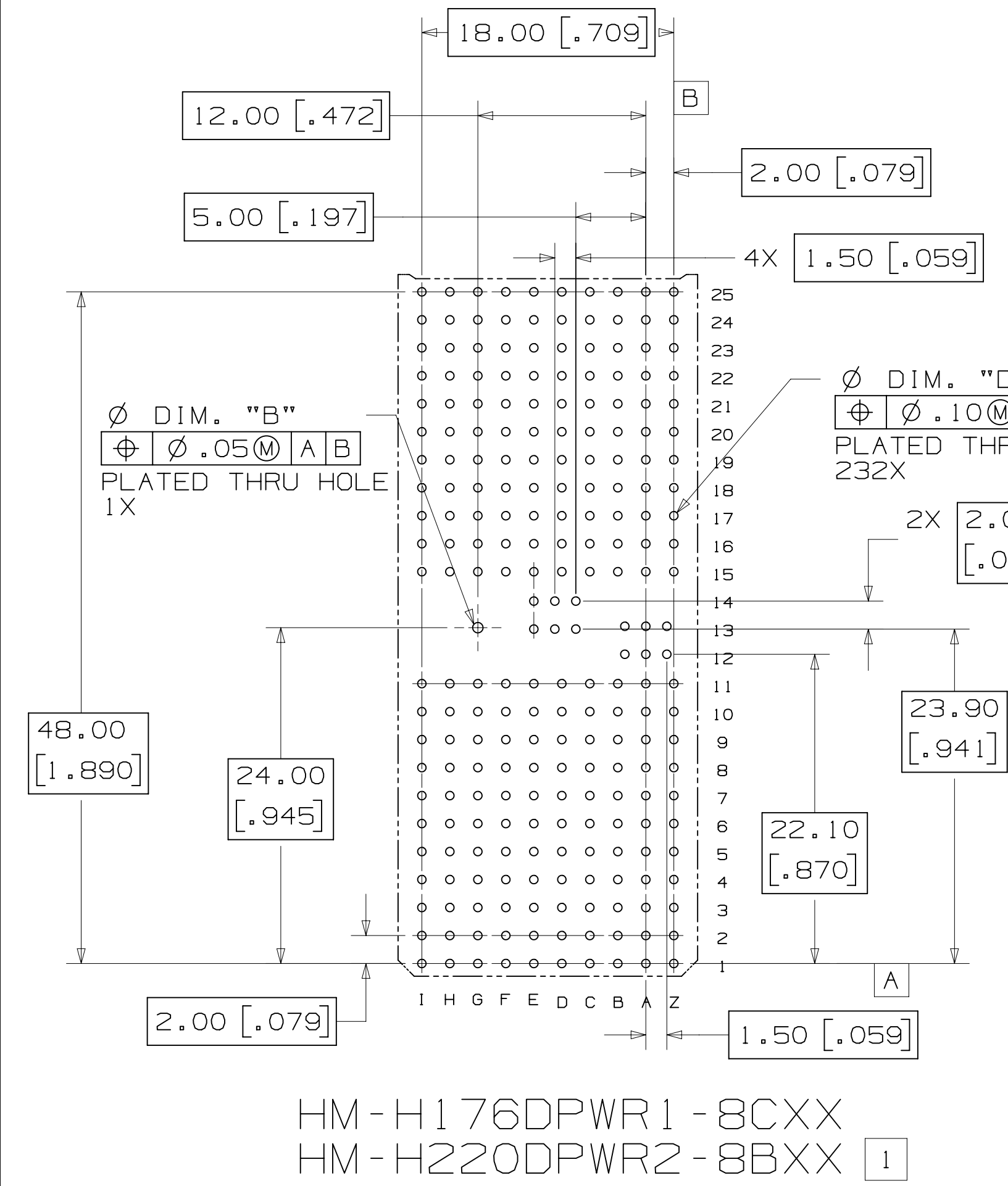
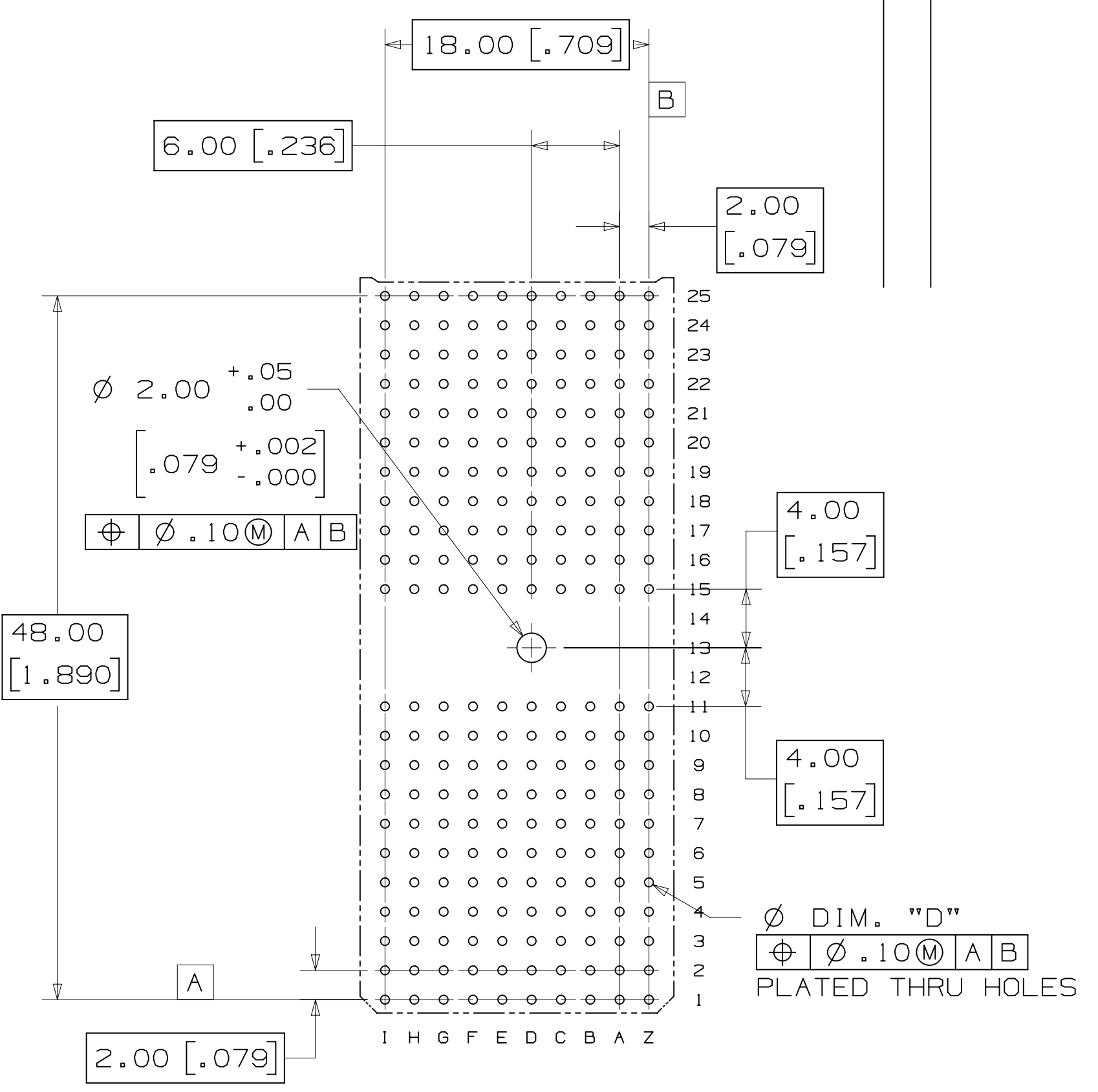
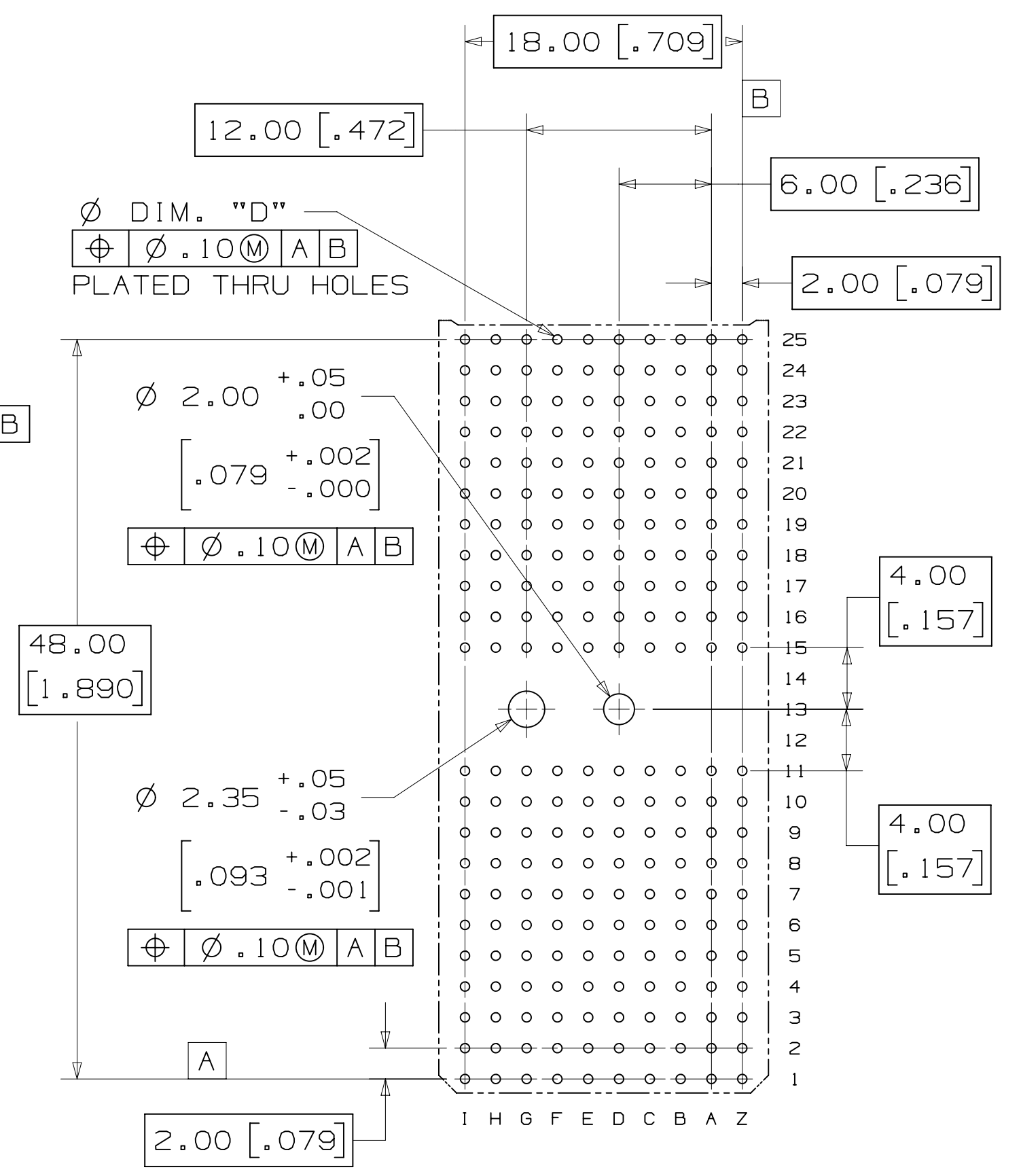
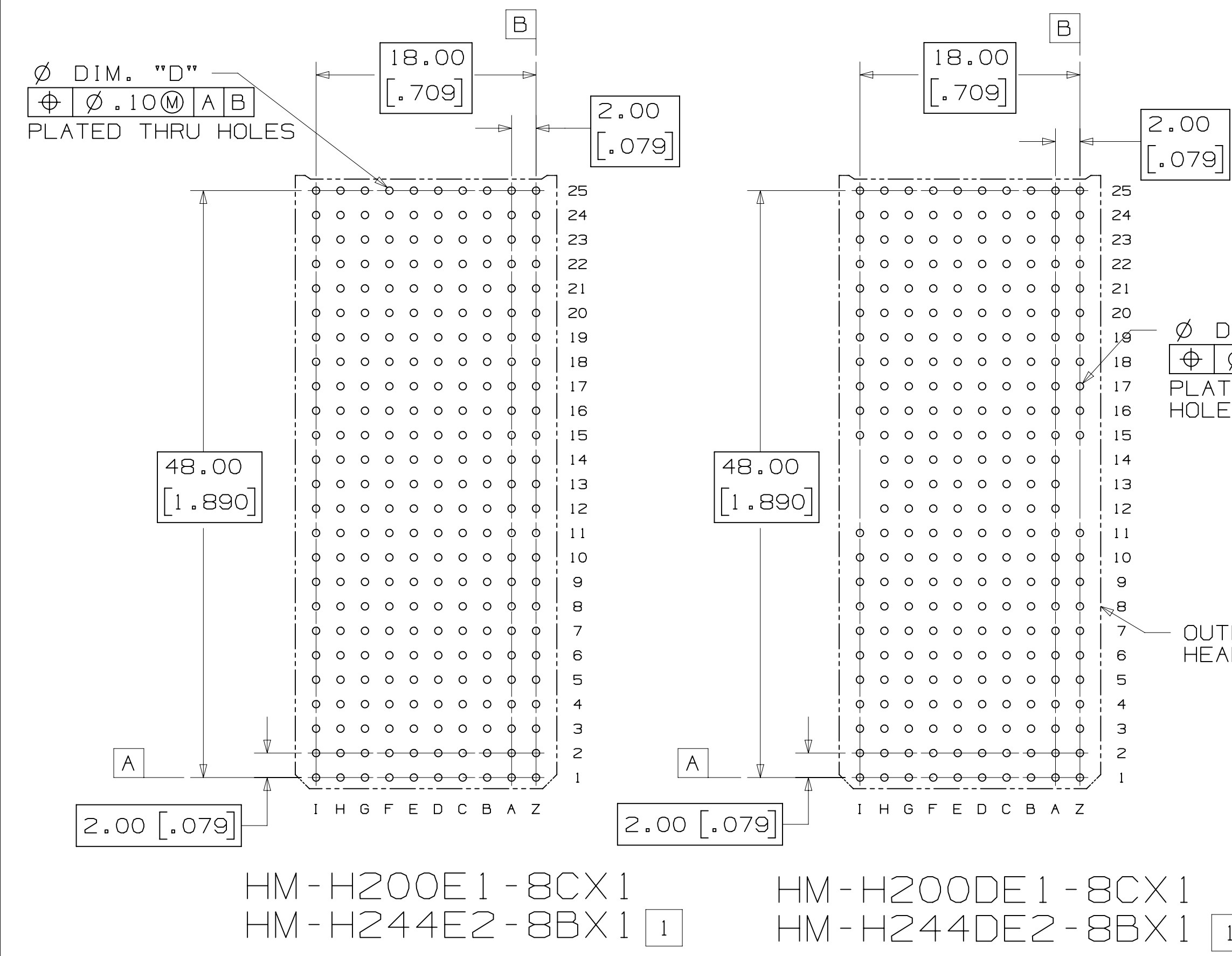
HM-H088FR1 - 8CX1  
HM-H110FR2 - 8BX1

DESIGN REFERENCE		NEXT ASSEMBLY		A 39815		MAR 28, 2012		JNC TS	
REV		ECO		ISSUE DATE AND DESCRIPTION		DRFT		CHKD	
CSTIGLIONE		MAR 28, 2012		MFG DATE		DATE		DATE	
DIVISION		DIVISION CODE		3M Center		St. Paul,		© 3M COPYRIGHT 2012	
Interconnect Solutions		ISD		MN 55144		This document and the information it contains are 3M property and may not be reproduced or further distributed without 3M permission, or used or disclosed other than for 3M authorized purposes. All rights reserved.		TITLE	
DO NOT SCALE DRAWING		SCALE 3/1		TOLERANCES EXCEPT AS NOTED		INCHES		HM PRESS-FIT HEADER, 8-ROW, HM SERIES	
THIRD ANGLE PROJECTION		INTERPRET PER ASME Y14.5 - 1994		MILLIMETERS		0 ±		CAGE NUMBER	
MAX SURFACE ROUGHNESS		SURFACES		0 ±		.13 ±		DRAWING NO.	
MARKED ONLY		ANGLES		0 ±		.13 ±		D 78-5100-2517-0	
								REV. A	
								SHT 3 OF 4	

3M™ HM PRESS-FIT HEADER, 8-ROW, HM SERIES  
FOR HARD METRIC APPLICATIONS

HOLE	HOLE PLATING TABLE			
	(FINISHED HOLE)	Cu THICKNESS	SnPb THICKNESS	DRILLED HOLE DIA.
DIM. "B"	.690-.790 [.0270-.0310]	.025-.045 [.0010-.0018]	.008-.018 [.0003-.0007]	.810-.860 [.0320-.0340]
DIM. "D"	.550-.650 [.0217-.0256]	.025-.045 [.0010-.0018]	.008-.018 [.0003-.0007]	.686-.727 [.0270-.0286]

1] ROW 1 AND Z HOLES ARE ONLY USED FOR HM-HXXXX2-8BX1 STYLE HEADER.



RECOMMENDED PCB MOUNTING HOLE PATTERN  
(VIEWED FROM COMPONENT SIDE)

DESIGN REFERENCE	NEXT ASSEMBLY	REV	ECO	ISSUE DATE AND DESCRIPTION	DRFT	CHKD
				MAR 28, 2012		
DIVISION		DIVISION CODE		DATE		
Interconnect Solutions		ISD		MAR 28, 2012		
DO NOT SCALE DRAWING	SCALE 1	TOLERANCES EXCEPT AS NOTED		DATE		
THIRD ANGLE PROJECTION		INCHES		DATE		
INTERPRET PER ASME Y14.5 - 1994		MILLIMETERS		DATE		
MAX SURFACE ROUGHNESS		ANGLES		DATE		
MARKED ONLY				DATE		

A	39815	MAR 28, 2012	JNC	TS		
REV	ECO	ISSUE DATE AND DESCRIPTION	DRFT	CHKD		
		MAR 28, 2012				
DIVISION		DIVISION CODE		DATE		
Interconnect Solutions		ISD		MAR 28, 2012		
DO NOT SCALE DRAWING		TOLERANCES EXCEPT AS NOTED		DATE		
THIRD ANGLE PROJECTION		INCHES		DATE		
INTERPRET PER ASME Y14.5 - 1994		MILLIMETERS		DATE		
MAX SURFACE ROUGHNESS		ANGLES		DATE		
MARKED ONLY				DATE		

TITLE		CAGE NUMBER		DRAWING NO.		REV.	
HM PRESS-FIT HEADER, 8-ROW, HM SERIES		D		78-5100-2517-0		A	
MODEL		SHT		4		OF 4	

78-5100-2517-0



## Данный компонент на территории Российской Федерации

### Вы можете приобрести в компании MosChip.

Для оперативного оформления запроса Вам необходимо перейти по данной ссылке:

<http://moschip.ru/get-element>

Вы можете разместить у нас заказ для любого Вашего проекта, будь то серийное производство или разработка единичного прибора.

В нашем ассортименте представлены ведущие мировые производители активных и пассивных электронных компонентов.

Нашей специализацией является поставка электронной компонентной базы двойного назначения, продукции таких производителей как XILINX, Intel (ex.ALTERA), Vicor, Microchip, Texas Instruments, Analog Devices, Mini-Circuits, Amphenol, Glenair.

Сотрудничество с глобальными дистрибьюторами электронных компонентов, предоставляет возможность заказывать и получать с международных складов практически любой перечень компонентов в оптимальные для Вас сроки.

На всех этапах разработки и производства наши партнеры могут получить квалифицированную поддержку опытных инженеров.

Система менеджмента качества компании отвечает требованиям в соответствии с ГОСТ Р ИСО 9001, ГОСТ РВ 0015-002 и ЭС РД 009

### Офис по работе с юридическими лицами:

105318, г.Москва, ул.Щербаковская д.3, офис 1107, 1118, ДЦ «Щербаковский»

Телефон: +7 495 668-12-70 (многоканальный)

Факс: +7 495 668-12-70 (доб.304)

E-mail: [info@moschip.ru](mailto:info@moschip.ru)

Skype отдела продаж:

moschip.ru

moschip.ru\_4

moschip.ru\_6

moschip.ru\_9