


# Bolt-in Style Filter Plates

The Bolt-in style plate provides an excellent method for electronic system interface and EMI filtering. Bolt-in filter plates are available in a variety of plate sizes and up to 74 lines per plate in hi-density (2mm) and 60 pins per plate in standard density (.100"). On the larger plate sizes, Spectrum ensures structural integrity through a unique, patent pending, coining process. The drawing on page 111 shows an electronic system utilizing Bolt-in style filter plates.



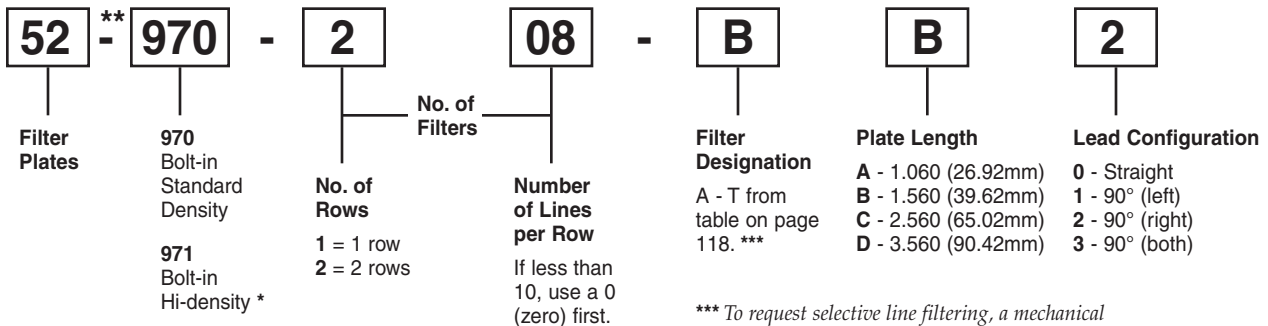
## Bolt-in Filter Plate Advantages

- Eliminates the need to assemble filters into a bulkhead
- Excellent filtering from 5 MHz to 1 GHz
- Total cost savings vs. customer installed discrete filter elements
- Ideal for isolation of electronic compartments to suppress EMI
- Outperforms surface mount filters over 50 MHz
- Improved reliability
- Mixed capacitance values and schematics
- Maximize real estate on PCB
- Available in RoHS compliant versions

## Ordering Information

**Example: 52-970-208-BB2**

The part number shown represents a Bolt-in style filter plate with 2 rows, 8 filters per row. Filters are C style with a capacitance value of 100pF. The plate length is 1.560", and the leads are bent 90° to the right side.

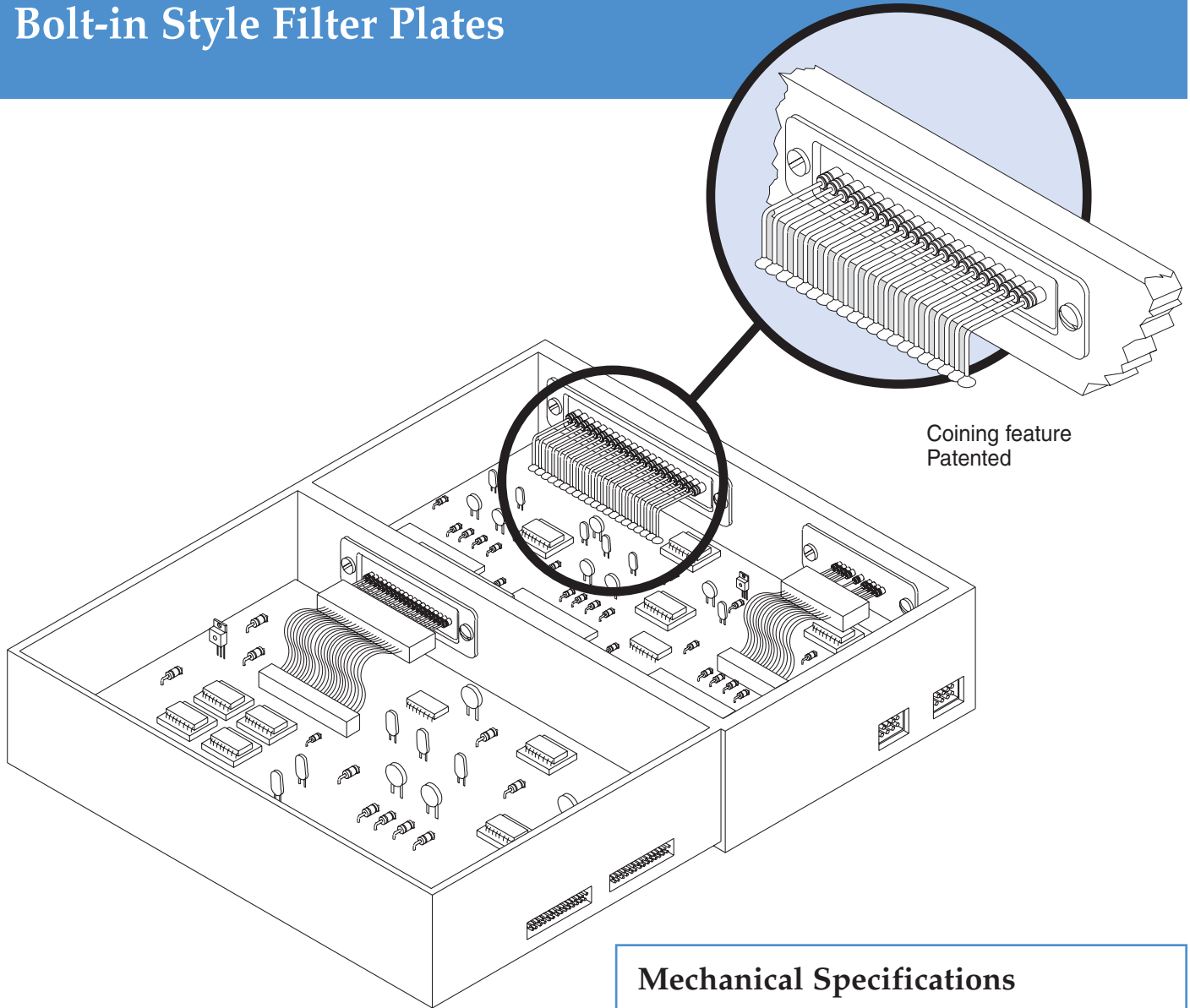


\* Maximum capacitance up to 4000pF C style filter

\*\*Replace "-" with "F" for RoHS complaint version

\*\*\* To request selective line filtering, a mechanical configuration or material specification not shown in this catalog, please complete and forward the design inquiry form on page 121. We will review your request and provide you with a part number.

# Bolt-in Style Filter Plates



Coining feature  
Patented

## Mechanical Specifications

### Base Plate

**Material**..... Brass UNS C26000/C27000

### Base Plate

**Thickness**..... .020 inches (.51mm)

**Plating**..... Tin,  
RoHS version will be silver

**Lead Material**..... Copper alloy

**Lead Plating**..... Gold plate

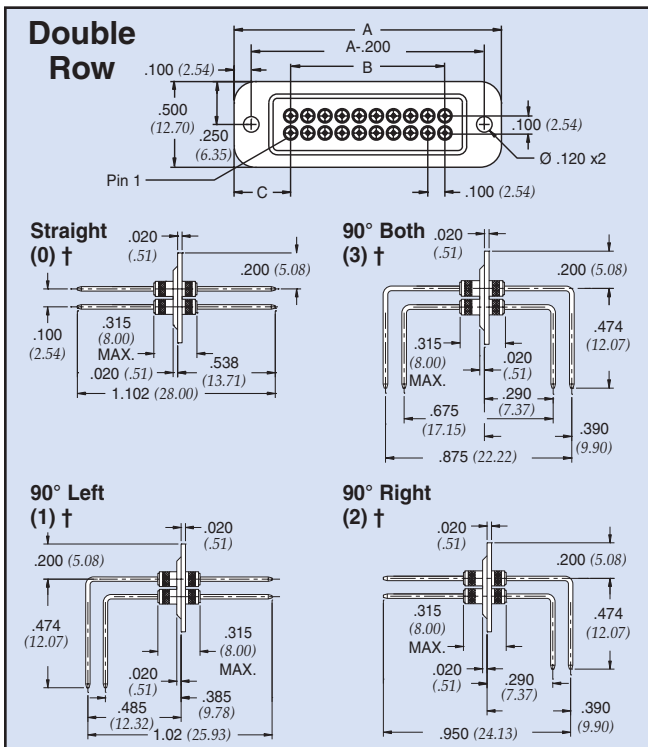
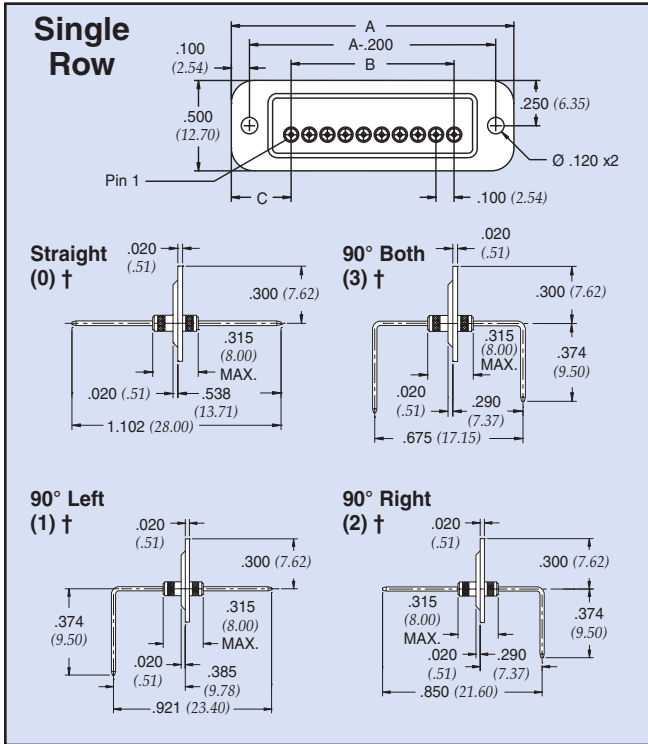
**Lead Diameter**.....  $\varnothing$  .025" (.64mm)  
for 0.100" centers (2.54mm)  
 $\varnothing$  .020 (.51mm)  
for 0.079" centers (2.00mm)

**Current Rating**..... 5 Amps for .025" (.64mm)  $\varnothing$   
3 Amps for .020" (.51mm)  $\varnothing$

# Bolt-in Style Filter Plates

## Standard Density Centers .100"

**Dimensions:** inches and (mm)  
**Lead Spacing:** .100" (2.54 mm)



Coining feature patented  
 † Refers to lead configuration for part number/ordering information

Plate length (A)	No. of filtered lines per row	52-970-XXX-XXX	
		B	C
1.060 * (26.92)	1	0 (0.00)	0.53 (13.46)
	2	0.1 (2.54)	0.43 (10.92)
	3	0.2 (5.08)	0.43 (10.92)
	4	0.3 (7.62)	0.33 (8.38)
	5	0.4 (10.16)	0.33 (8.38)
1.560 * (39.62)	1	0.0 (0.00)	0.73 (18.54)
	2	0.1 (2.54)	0.73 (18.54)
	3	0.2 (5.08)	0.63 (16.00)
	4	0.3 (7.62)	0.63 (16.00)
	5	0.4 (10.16)	0.53 (13.46)
	6	0.5 (12.70)	0.53 (13.46)
	7	0.6 (15.24)	0.43 (10.92)
	8	0.7 (17.78)	0.43 (10.92)
	9	0.8 (20.32)	0.33 (8.38)
	10	0.9 (22.86)	0.33 (8.38)
2.560 (65.02)	5	0.4 (10.16)	1.03 (26.16)
	6	0.5 (12.70)	1.03 (26.16)
	7	0.6 (15.24)	0.93 (23.62)
	8	0.7 (17.78)	0.93 (23.62)
	9	0.8 (20.32)	0.83 (21.08)
	10	0.9 (22.86)	0.83 (21.08)
	11	1.0 (25.40)	0.73 (18.54)
	12	1.1 (27.94)	0.73 (18.54)
	13	1.2 (30.48)	0.63 (16.00)
	14	1.3 (33.02)	0.63 (16.00)
	15	1.4 (35.56)	0.53 (13.46)
	16	1.5 (38.10)	0.53 (13.46)
	17	1.6 (40.64)	0.43 (10.92)
	18	1.7 (43.18)	0.43 (10.92)
	19	1.8 (45.72)	0.33 (8.38)
20	1.9 (48.26)	0.33 (8.38)	
3.560 (90.42)	13	1.2 (30.48)	1.13 (27.70)
	14	1.3 (33.02)	1.13 (27.70)
	15	1.4 (35.56)	1.03 (26.16)
	16	1.5 (38.10)	1.03 (26.16)
	17	1.6 (40.64)	0.93 (23.62)
	18	1.7 (43.18)	0.93 (23.62)
	19	1.8 (45.72)	0.83 (21.08)
	20	1.9 (48.26)	0.83 (21.08)
	21	2.0 (50.80)	0.73 (18.54)
	22	2.1 (53.34)	0.73 (18.54)
	23	2.2 (55.88)	0.63 (16.00)
	24	2.3 (58.42)	0.63 (16.00)
	25	2.4 (60.96)	0.53 (13.46)
	26	2.5 (63.50)	0.53 (13.46)
	27	2.6 (66.04)	0.43 (10.92)
28	2.7 (68.58)	0.43 (10.92)	
29	2.8 (71.12)	0.33 (8.38)	
30	2.9 (73.66)	0.33 (8.38)	

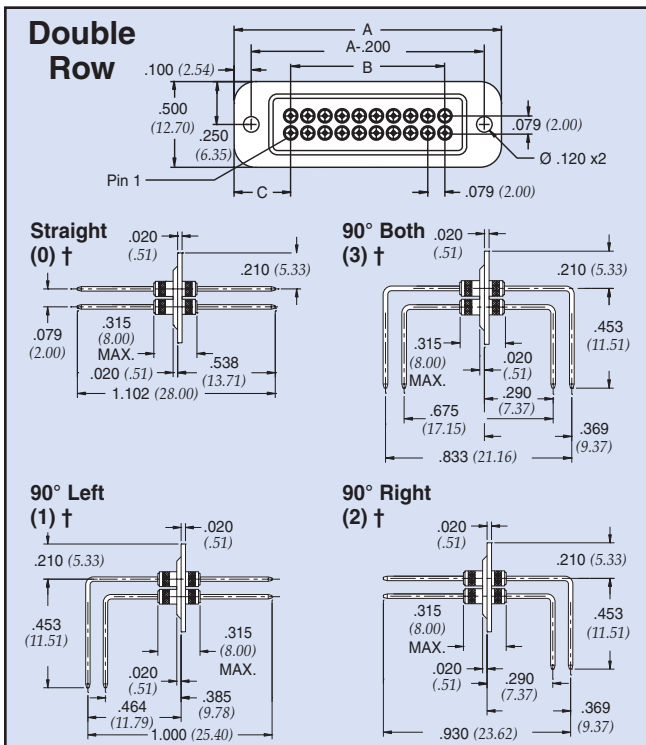
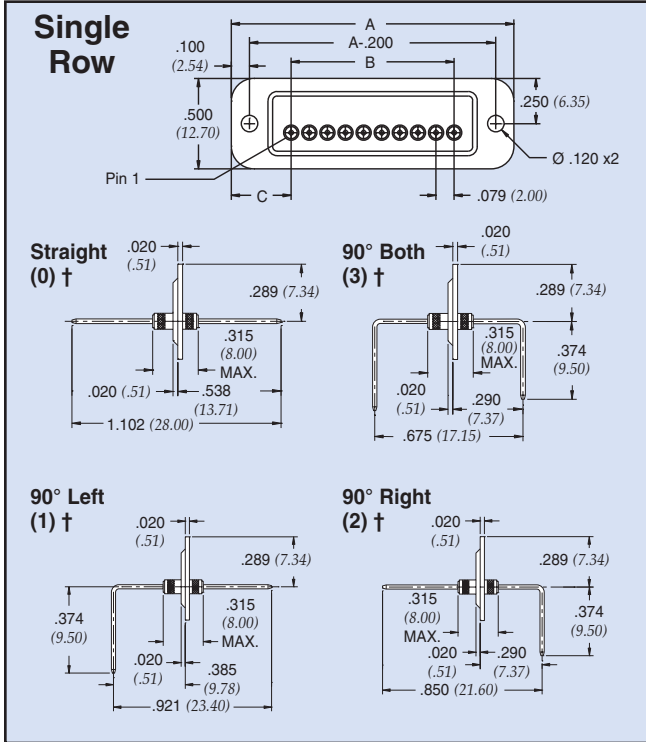
\* For plate widths 1.060 and 1.560 there will be no coining.  
 For these plates, increase dimensions to the right .020".  
 Thus, any dimension on left will be reduced by .020.

Filtered Arrays

# Bolt-in Style Filter Plates

## Hi-Density Centers 2mm

**Dimensions:** inches and (mm)  
**Lead Spacing:** .079" (2.00 mm)



Coining feature patented  
 † Refers to lead configuration for part number/ordering information

Plate length (A)	No. of filtered lines per row	52-971-XXX-XXX	
		B	C
1.060 * (26.92)	2	0.079 (2.00)	0.487 (12.38)
	3	0.157 (4.00)	0.409 (10.38)
	4	0.236 (6.00)	0.409 (10.38)
	5	0.315 (8.00)	0.330 (8.38)
	6	0.394 (10.00)	0.330 (8.38)
1.560 * (39.62)	3	0.157 (4.00)	0.662 (16.81)
	4	0.236 (6.00)	0.662 (16.81)
	5	0.315 (8.00)	0.583 (14.81)
	6	0.394 (10.00)	0.583 (14.81)
	7	0.472 (12.00)	0.504 (12.81)
	8	0.551 (14.00)	0.504 (12.81)
	9	0.630 (16.00)	0.426 (10.81)
2.560 (65.02)	10	0.709 (18.00)	0.886 (22.51)
	11	0.787 (20.00)	0.886 (22.51)
	12	0.866 (22.00)	0.807 (20.51)
	13	0.945 (24.00)	0.807 (20.51)
	14	1.024 (26.00)	0.729 (18.51)
	15	1.102 (28.00)	0.729 (18.51)
	16	1.181 (30.00)	0.650 (16.51)
	17	1.260 (32.00)	0.650 (16.51)
	18	1.339 (34.00)	0.571 (14.51)
	19	1.417 (36.00)	0.571 (14.51)
	20	1.496 (38.00)	0.492 (12.51)
	21	1.575 (40.00)	0.492 (12.51)
3.560 (90.42)	22	1.654 (42.00)	0.414 (10.51)
	23	1.732 (44.00)	0.414 (10.51)
	24	1.811 (46.00)	0.335 (8.51)
	25	1.890 (48.00)	0.335 (8.51)
	20	1.496 (38.00)	0.993 (25.22)
	21	1.575 (40.00)	0.993 (25.22)
	22	1.654 (42.00)	0.914 (23.22)
	23	1.732 (44.00)	0.914 (23.22)
	24	1.811 (46.00)	0.835 (21.22)
	25	1.890 (48.00)	0.835 (21.22)
	26	1.969 (50.00)	0.757 (19.22)
	27	2.047 (52.00)	0.757 (19.22)
	28	2.126 (54.00)	0.678 (17.22)
	29	2.205 (56.00)	0.678 (17.22)
	30	2.283 (58.00)	0.599 (15.22)
	31	2.362 (60.00)	0.599 (15.22)
	32	2.441 (62.00)	0.520 (13.22)
33	2.520 (64.00)	0.520 (13.22)	
34	2.598 (66.00)	0.442 (11.22)	
35	2.677 (68.00)	0.442 (11.22)	
36	2.756 (70.00)	0.363 (9.22)	
37	2.835 (72.00)	0.363 (9.22)	

\* For plate widths 1.060 and 1.560 there will be no coining.  
 For these plates, increase dimensions to the right .020".  
 Thus, any dimension on left will be reduced by .020.

## Данный компонент на территории Российской Федерации

### Вы можете приобрести в компании MosChip.

Для оперативного оформления запроса Вам необходимо перейти по данной ссылке:

<http://moschip.ru/get-element>

Вы можете разместить у нас заказ для любого Вашего проекта, будь то серийное производство или разработка единичного прибора.

В нашем ассортименте представлены ведущие мировые производители активных и пассивных электронных компонентов.

Нашей специализацией является поставка электронной компонентной базы двойного назначения, продукции таких производителей как XILINX, Intel (ex.ALTERA), Vicor, Microchip, Texas Instruments, Analog Devices, Mini-Circuits, Amphenol, Glenair.

Сотрудничество с глобальными дистрибьюторами электронных компонентов, предоставляет возможность заказывать и получать с международных складов практически любой перечень компонентов в оптимальные для Вас сроки.

На всех этапах разработки и производства наши партнеры могут получить квалифицированную поддержку опытных инженеров.

Система менеджмента качества компании отвечает требованиям в соответствии с ГОСТ Р ИСО 9001, ГОСТ РВ 0015-002 и ЭС РД 009

### Офис по работе с юридическими лицами:

105318, г.Москва, ул.Щербаковская д.3, офис 1107, 1118, ДЦ «Щербаковский»

Телефон: +7 495 668-12-70 (многоканальный)

Факс: +7 495 668-12-70 (доб.304)

E-mail: [info@moschip.ru](mailto:info@moschip.ru)

Skype отдела продаж:

moschip.ru

moschip.ru\_4

moschip.ru\_6

moschip.ru\_9