


208 Series Lead-Free 2AG, Fast-Acting Fuse



Description

Littelfuse 208 Series (2AG) 350V Fast-Acting Fuses are available in cartridge form or with axial leads. This series provides the same performance characteristics as its 3AG counterpart, while occupying one-third the space. Sleeved fuses are available.

Features

- In accordance with Underwriter's Laboratories Standard UL/CSA 248-14
- In accordance with DENAN Appendix 3 for the Japanese Market.
- Available in cartridge and axial lead form and with various lead forming dimensions
- RoHS compliant and Lead-free

Applications

- Electrical ballasts used in fluorescent lighting and other applications

Electrical Characteristics for Series

% of Ampere Rating	Opening Time
100%	4 Hours, Min.
135%	1 Hour, Max.
200%	1 Second, Max.

Agency Approvals

Agency	Agency File Number	Ampere Range
	E10480	0.375A - 10A
	Cartridge	
	NBK200405-E10480A NBK200405-E10480C NBK110512-E10480A NBK190619-E10480A	1A 1.5A - 3.5A 4A - 5A 6A - 10A
	Leaded	
	NBK200405-E10480B NBK200405-E10480D NBK110512-E10480B NBK190619-E10480B	1A 1.5A - 3.5A 4A - 5A 6A - 10A
	N/A	0.375A - 10A

Additional Information



Datasheet



Resources



Samples



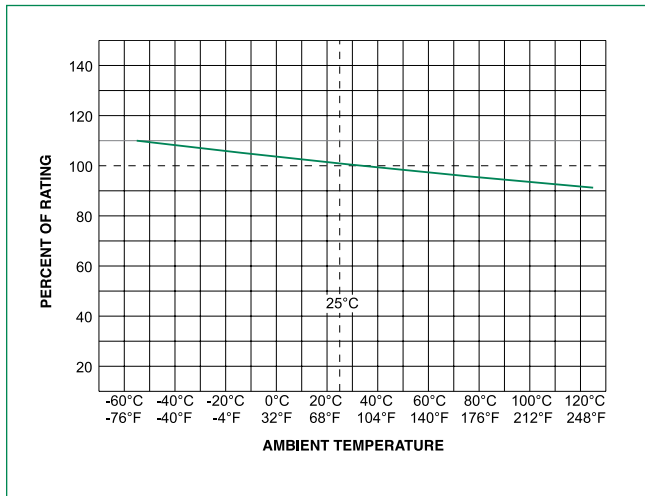
Accessories

For recommended fuse accessories for this product series, see '[Recommended Accessories](#)' section.

Electrical Characteristic Specifications by Item

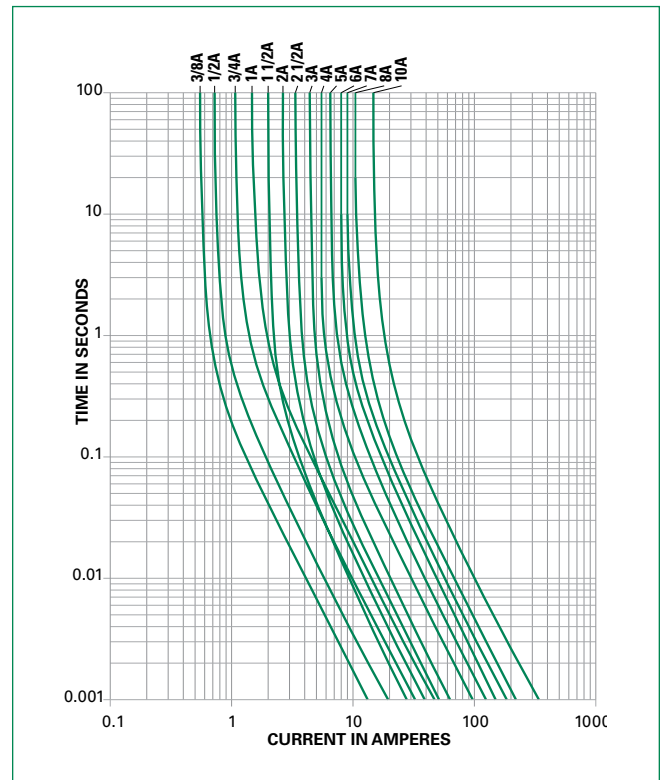
Amp Code	Amp Rating	Voltage Rating	Interrupting Rating	Nominal Cold Resistance (Ohms)	Nominal Melting I ² t (A ² sec)	Agency Approvals		
						UL	PS E	CE
.375	0.375	350	100A @ 350V AC	0.395	0.171	x		x
.500	0.500	350		0.265	0.365	x		x
.750	0.750	350		0.152	1.050	x		x
001.	1.0	350		0.103	2.220	x	x	x
015	1.5	350		0.0712	0.800	x	x	x
002.	2.0	350		0.0497	2.169	x	x	x
025	2.5	350		0.0372	2.68	x	x	x
003.	3.0	350		0.0317	4.62	x	x	x
035	3.5	350		0.0265	6.70	x	x	x
004.	4	350		0.0240	9.40	x	x	x
005.	5	350		0.0186	17.00	x	x	x
006.	6	350		0.0154	22.10	x	x	x
007.	7	350		0.0130	40	x	x	x
008.	8	350		0.0107	56	x	x	x
010.	10	350		0.0075	116	x	x	x

Temperature Re-rating Curve

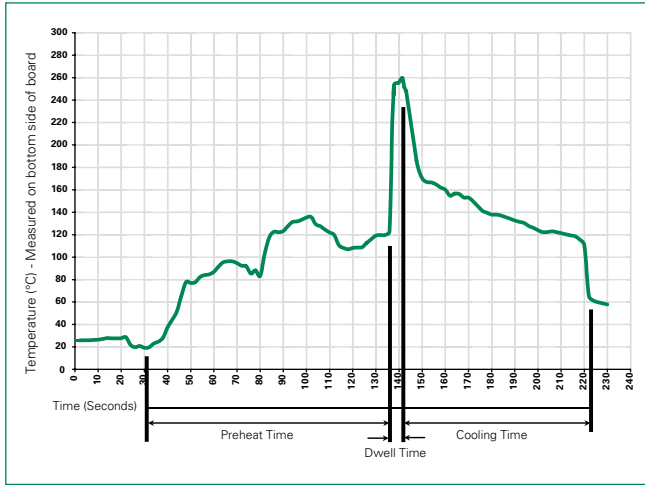


Note:
Rerating depicted in this curve is in addition to the standard derating of 25% for continuous operation.

Average Time Current Curves



Soldering Parameters - Wave Soldering



Recommended Process Parameters:

Wave Parameter	Lead-Free Recommendation
Preheat: (Depends on Flux Activation Temperature)	(Typical Industry Recommendation)
Temperature Minimum:	100°C
Temperature Maximum:	150°C
Preheat Time:	60-180 seconds
Solder Pot Temperature:	260°C Maximum
Solder Dwell Time:	2-5 seconds

Recommended Hand-Solder Parameters:

Solder Iron Temperature: 350°C +/- 5°C
Heating Time: 5 seconds max.

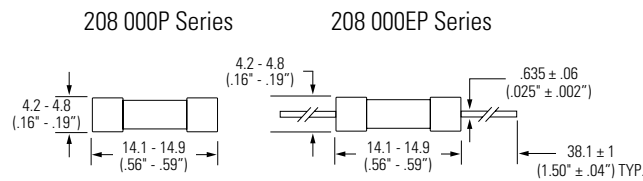
Note: These devices are not recommended for IR or Convection Reflow process.

Product Characteristics

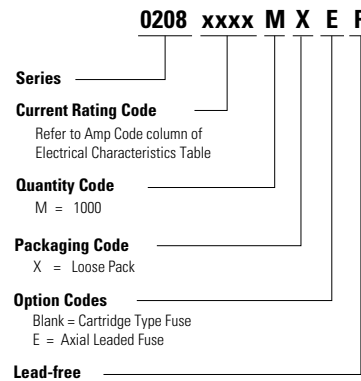
Materials	Body : Glass Cap : Nickel-plated brass Leads: Tin-plated Copper
Terminal Strength	MIL-STD-202, Method 211, Test Condition A
Solderability	MIL-STD-202 method 208
Product Marking	Cap1 : Brand logo, current and voltage ratings Cap2 : Series and agency approval marks

Operating Temperature:	-55°C to 125°C.
Thermal Shock:	MIL-STD-202, Method 107, Test Condition B (5 Cycles -65°C to +125°C).
Vibration	MIL-STD-202, Method 201
Humidity	MIL-STD-202, Method 103, Test Condition A: High RH (95%) and elevated temp (40°C) for 240 hours
Salt Spray	MIL-STD-202, Method 101, Test Condition B

Dimensions



Part Numbering System



Packaging

Packaging Option	Packaging Specification	Quantity	Quantity & Packaging Code	Taping Width
208 Series				
Bulk	N/A	1000	MX	N/A
Bulk	N/A	1000	MXE	N/A
Reel and Tape	EIA 296-E	1500	DRT1	T1=53mm (2.087")

Recommended Accessories

Accessory Type	Series	Description	Max Application Voltage	Max Application Amperage
Holder	150	In-Line Fuseholder	350	10
	286	Panel Mount Flip-Top Shock-Safe Fuseholder	250	10
Block	254	OMNI-BLOK® Fuse Block	400	10
Clip	111	PC Board Mount Fuse Clip	250	10

Notes:

- Do not use in applications above rating.
- Please refer to fuseholder data sheet for specific re-rating information.
- Please contact factory for applications greater than the max voltage and amperage shown.

Данный компонент на территории Российской Федерации

Вы можете приобрести в компании MosChip.

Для оперативного оформления запроса Вам необходимо перейти по данной ссылке:

<http://moschip.ru/get-element>

Вы можете разместить у нас заказ для любого Вашего проекта, будь то серийное производство или разработка единичного прибора.

В нашем ассортименте представлены ведущие мировые производители активных и пассивных электронных компонентов.

Нашей специализацией является поставка электронной компонентной базы двойного назначения, продукции таких производителей как XILINX, Intel (ex.ALTERA), Vicor, Microchip, Texas Instruments, Analog Devices, Mini-Circuits, Amphenol, Glenair.

Сотрудничество с глобальными дистрибьюторами электронных компонентов, предоставляет возможность заказывать и получать с международных складов практически любой перечень компонентов в оптимальные для Вас сроки.

На всех этапах разработки и производства наши партнеры могут получить квалифицированную поддержку опытных инженеров.

Система менеджмента качества компании отвечает требованиям в соответствии с ГОСТ Р ИСО 9001, ГОСТ РВ 0015-002 и ЭС РД 009

Офис по работе с юридическими лицами:

105318, г.Москва, ул.Щербаковская д.3, офис 1107, 1118, ДЦ «Щербаковский»

Телефон: +7 495 668-12-70 (многоканальный)

Факс: +7 495 668-12-70 (доб.304)

E-mail: info@moschip.ru

Skype отдела продаж:

moschip.ru

moschip.ru_4

moschip.ru_6

moschip.ru_9