

## Brief Description

The SSC Sensor Replacement Board is included in IDT's modular SSC Evaluation Kits, which provide a very simple and intuitive method for evaluating both hardware and software for IDT's resistive sensor signal conditioner (SSC) IC products. SSC Evaluation Kit components include the SSC Evaluation Software, the SSC Communication Board, and the SSC Evaluation Board designed for the SSC product under test. Simply interchanging the SSC Evaluation Boards for different SSC ICs and changing software settings allows comparison of the advantages of each product. The Sensor Replacement Board (SRB) can be used with the kit to evaluate any IDT SSC IC product for resistive sensors by providing an artificial replacement for the bridge sensor and an external diode for external temperature measurement if applicable to the SSC IC.

The SSC Sensor Replacement Board can expedite the design process because the SSC IC can be calibrated and tested even before the actual sensor element has been selected. A simple "test-on-the-desk" is possible without expensive equipment.

The SSC Sensor Replacement Board connects to the SSC Evaluation Board via a 50-pin connector that allows "plug & play" connectivity. Test points provide access to all signal lines for the replacement sensor enabling a simple system check.

An on-board potentiometer creates an adjustable voltage divider for simulating the differential bridge sensor voltage  $V_{BR\_DIFF}$  to be conditioned by the SSC IC (VINN and VINP signals on the SRB) for an output that is ratiometric to the bridge supply voltage  $V_{BR}$  (voltage divider supply voltage). An on-board 1N4148 diode can be used as an external temperature sensor depending on the SSC IC.

## Features

- Simple installation via "Plug & Play" connectivity
- Power supplied by the SSC Evaluation Board
- Access to all sensor signal lines of the replacement sensor on board

## Benefits

- Basic system evaluation using the replacement sensor
- External temperature sensing via on-board diode for SSC ICs with an external temperature sensor input
- Modular kit design allows reusing SSC Sensor Replacement Board with different SSC Evaluation Boards for comparing IDT's SSC ICs

## Related Products


- SSC Communication Board – provides an interface to user's computer for communicating commands, reading measurement results, and calibration
- SSC Evaluation Board for SSC IC under test
- SSC Evaluation Software for SSC IC under test

## SSC Sensor Replacement Board Features

Test points for easy access to bridge and temperature signals (VTN=IR\_Temp)

External temperature diode (1N4148)

Potentiometer for simulating bridge



(L x W x H = 67mm x 34mm x 15 mm)

**Important Note**

**Restrictions in Use**

The software and the hardware for the ZSC31xxx / ZSSC3xxx SSC Evaluation Kits, including the SSC Sensor Replacement Board, are designed for IC evaluation, laboratory setup and module development only.

The ZSC31xxx / ZSSC3xxx Evaluation Kit hardware and software must not be used for module production or production test setups.

**Disclaimer**

IDT shall not be liable for any damages arising out of defects resulting from:

- (i) delivered hardware and software
- (ii) non-observance of instructions contained in this manual, or
- (iii) misuse, abuse, use under abnormal conditions or alteration by anyone other than IDT.

To the extent permitted by law, IDT hereby expressly disclaims and user expressly waives any and all warranties, whether express, implied, or statutory, including, without limitation, implied warranties of merchantability and of fitness for a particular purpose, statutory warranty of non-infringement and any other warranty that may arise by reason of usage of trade, custom, or course of dealing.

**Contents**

1	Electrical Specifications.....	3
2	SSC Sensor Replacement Board Overview.....	3
3	Ordering Information .....	4
4	Related Documents.....	4
5	Document Revision History .....	5

## 1 Electrical Specifications

PARAMETER	SYMBOL	CONDITIONS	MIN	TYP	MAX	UNITS
Ambient temperature range <sup>1)</sup>	T <sub>AMB</sub>		+10		+45	°C
External Bridge Supply Voltage	V <sub>BR</sub>			5	15	VDC
Simulated Sensor Bridge Resistance	R <sub>BR</sub>		3.800	4.050	4.205	kΩ
Typical Adjustable R <sub>BR</sub> Range			3.950		4.050	kΩ

1. Important: The SSC Communication Board is designed for operation at room temperature only. Do not place this board in temperature chambers during calibration.

## 2 SSC Sensor Replacement Board Overview

The SSC Sensor Replacement Board (SRB) is a component of IDT's SSC Evaluation Kits for IDT sensor signal conditioner (SSC) ICs for resistive sensor bridges. It functions with the SSC Communication Board and the SSC Evaluation Board for the SSC IC under test to enable evaluation and calibration of the IC. An example of the SRB being used in the Evaluation Kit is given in Figure 2.1.

**Figure 2.1** SSC Evaluation Kit Example—ZSC31014 SSC Evaluation Kit with Communication Board V3.3


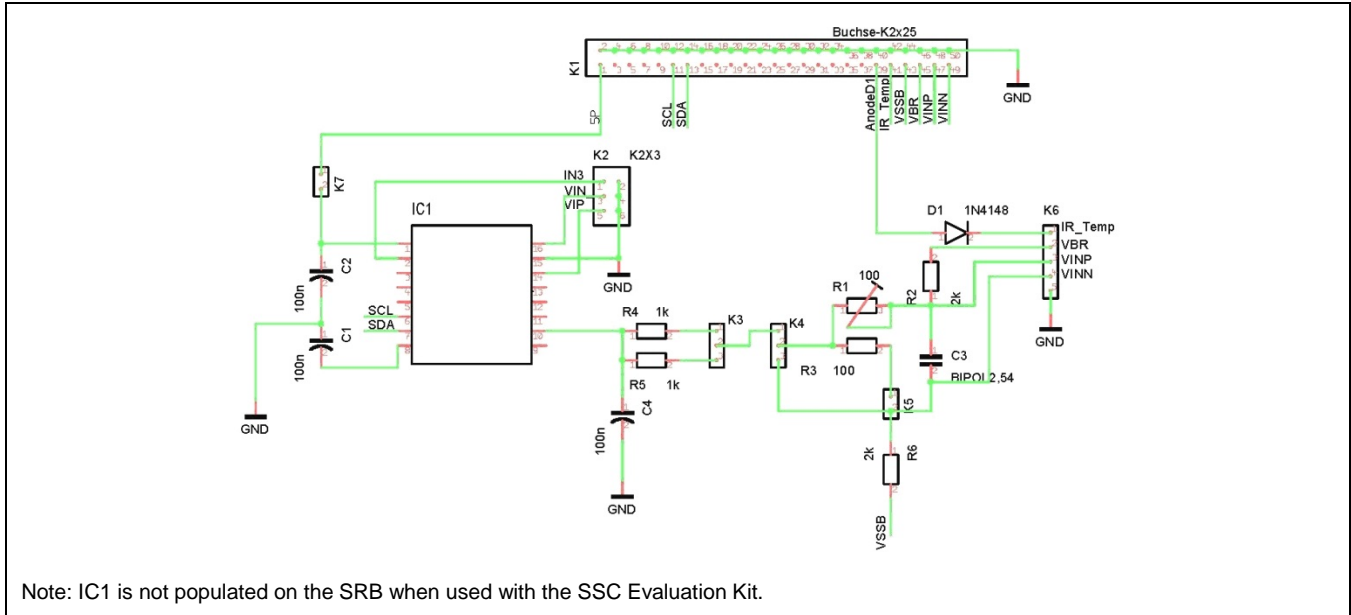


Figure 2.2 SSC Sensor Replacement Board (SRB) Schematic



### 3 Ordering Information

Product Sales Code	Description	Package
SSC Sensor Replacement Board V2.0	SSC Sensor Replacement Board V2.0	Circuit Board
Note: Refer to the <i>SSC Evaluation Kit Feature Sheet</i> for part order numbers and content descriptions for the Evaluation Kits		

### 4 Related Documents

Document
SSC Communication Board Data Sheet
SSC Evaluation Kit Feature Sheet

Visit IDT's website at [www.IDT.com](http://www.IDT.com) or contact your nearest sales office for the latest version of these documents.

## 5 Document Revision History

Revision	Date	Description
1.04	November 15, 2013	Addition of temperature specifications and warnings. Clarification that U1 is not populated when SRB is used in SSC Evaluation Kits. Addition of kit example illustration. Addition of "Related Products" section on page 2. Update for contact information and imagery for cover and headers.
	March 29, 2016	Changed to IDT branding.



Corporate Headquarters  
 6024 Silver Creek Valley Road  
 San Jose, CA 95138  
[www.IDT.com](http://www.IDT.com)

Sales  
 1-800-345-7015 or 408-284-8200  
 Fax: 408-284-2775  
[www.IDT.com/go/sales](http://www.IDT.com/go/sales)

Tech Support  
[www.IDT.com/go/support](http://www.IDT.com/go/support)

DISCLAIMER Integrated Device Technology, Inc. (IDT) reserves the right to modify the products and/or specifications described herein at any time, without notice, at IDT's sole discretion. Performance specifications and operating parameters of the described products are determined in an independent state and are not guaranteed to perform the same way when installed in customer products. The information contained herein is provided without representation or warranty of any kind, whether express or implied, including, but not limited to, the suitability of IDT's products for any particular purpose, an implied warranty of merchantability, or non-infringement of the intellectual property rights of others. This document is presented only as a guide and does not convey any license under intellectual property rights of IDT or any third parties.

IDT's products are not intended for use in applications involving extreme environmental conditions or in life support systems or similar devices where the failure or malfunction of an IDT product can be reasonably expected to significantly affect the health or safety of users. Anyone using an IDT product in such a manner does so at their own risk, absent an express, written agreement by IDT.

Integrated Device Technology, IDT and the IDT logo are trademarks or registered trademarks of IDT and its subsidiaries in the United States and other countries. Other trademarks used herein are the property of IDT or their respective third party owners. For datasheet type definitions and a glossary of common terms, visit [www.idt.com/go/glossary](http://www.idt.com/go/glossary). All contents of this document are copyright of Integrated Device Technology, Inc. All rights reserved.

## Данный компонент на территории Российской Федерации

### Вы можете приобрести в компании MosChip.

Для оперативного оформления запроса Вам необходимо перейти по данной ссылке:

<http://moschip.ru/get-element>

Вы можете разместить у нас заказ для любого Вашего проекта, будь то серийное производство или разработка единичного прибора.

В нашем ассортименте представлены ведущие мировые производители активных и пассивных электронных компонентов.

Нашей специализацией является поставка электронной компонентной базы двойного назначения, продукции таких производителей как XILINX, Intel (ex.ALTERA), Vicor, Microchip, Texas Instruments, Analog Devices, Mini-Circuits, Amphenol, Glenair.

Сотрудничество с глобальными дистрибьюторами электронных компонентов, предоставляет возможность заказывать и получать с международных складов практически любой перечень компонентов в оптимальные для Вас сроки.

На всех этапах разработки и производства наши партнеры могут получить квалифицированную поддержку опытных инженеров.

Система менеджмента качества компании отвечает требованиям в соответствии с ГОСТ Р ИСО 9001, ГОСТ РВ 0015-002 и ЭС РД 009

### Офис по работе с юридическими лицами:

105318, г.Москва, ул.Щербаковская д.3, офис 1107, 1118, ДЦ «Щербаковский»

Телефон: +7 495 668-12-70 (многоканальный)

Факс: +7 495 668-12-70 (доб.304)

E-mail: [info@moschip.ru](mailto:info@moschip.ru)

Skype отдела продаж:

moschip.ru

moschip.ru\_4

moschip.ru\_6

moschip.ru\_9