


3M™ DIN R-Form Plug

Vertical, Solder Tail or Press-Fit Termination

DIN 41612 Series



- Early mate late break (EMLB) grounding contacts for hot swapping
- Select load capability
- Expanded pin counts
- Optional press-fit or solder tail termination
- Mates with C-form and R-form sockets
- Optional retention clip
- See the Regulatory Information Appendix (RIA) in the “RoHS compliance” section of www.3M.com/Interconnects for compliance information (RIA E1 & C1 apply)

Date Modified: February 2, 2010

TS-2307-E
Sheet 1 of 3

Physical

Insulation:

Material: Glass Filled Polyester (PBT)
Flammability: UL 94V-0
Color: Gray

Contact:

Material: Copper Alloy

Plating:

Underplating: 50 μ ” Min. Nickel
Wiping Area: See Ordering Information
Termination: See Ordering Information

Electrical

Current Rating: 3.0A at 30°C T-rise above Ambient
Contact Resistance: ≤ 20 m Ω
Insulation Resistance: $\geq 1,000$ M Ω , 100V_{DC}
Withstanding Voltage: 1,000 V_{AC} for 1 minute

Environmental

Temperature Rating: -55°C to 125°C
Process Temperature Rating: Maximum Insulator Temperature 191°C (solder wave process only)

UL File No.: E68080



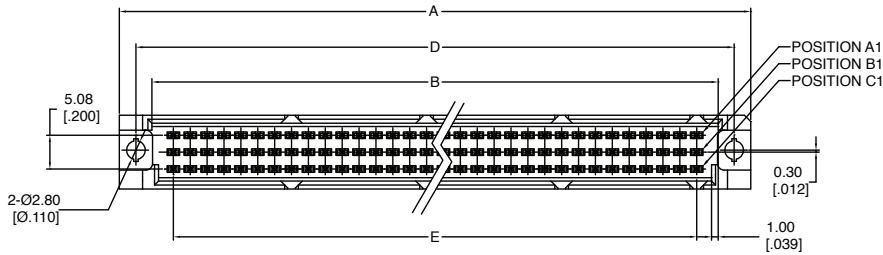
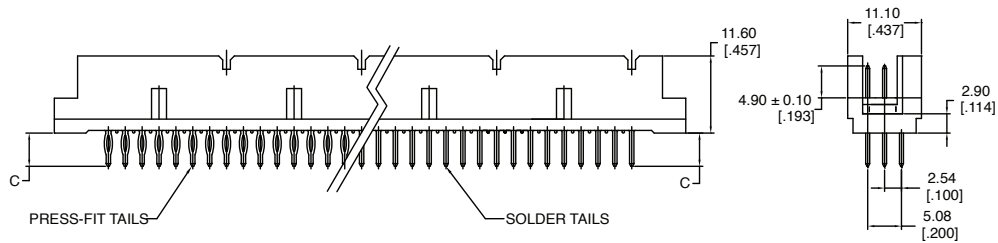
3M™ DIN R-Form Plug

Vertical, Solder Tail or Press-Fit Termination

DIN 41612 Series

Table 1

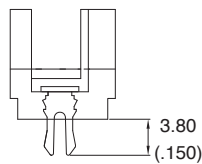
Contact Quantity	Part Number	A	B	D	E
16	DIN-016RPA-XXX-XXXX	54.40 [2.142]	44.60 [1.756]	50.00 [1.969]	38.10 [1.500]
32	DIN-032RPB-XXX-XXXX	54.40 [2.142]	44.60 [1.756]	50.00 [1.969]	38.10 [1.500]
48	DIN-048RPC-XXX-XXXX	54.40 [2.142]	44.60 [1.756]	50.00 [1.969]	38.10 [1.500]
32	DIN-032RPD-XXX-XXXX	54.40 [2.142]	44.60 [1.756]	50.00 [1.969]	38.10 [1.500]
16	DIN-016RPE-XXX-XXXX	54.40 [2.142]	44.60 [1.756]	50.00 [1.969]	38.10 [1.500]
32	DIN-032RPA-XXX-XXXX	95.00 [3.740]	85.20 [3.354]	90.00 [3.543]	78.74 [3.100]
64	DIN-064RPB-XXX-XXXX	95.00 [3.740]	85.20 [3.354]	90.00 [3.543]	78.74 [3.100]
96	DIN-096RPC-XXX-XXXX	95.00 [3.740]	85.20 [3.354]	90.00 [3.543]	78.74 [3.100]
64	DIN-064RPD-XXX-XXXX	95.00 [3.740]	85.20 [3.354]	90.00 [3.543]	78.74 [3.100]
32	DIN-032RPE-XXX-XXXX	95.00 [3.740]	85.20 [3.354]	90.00 [3.543]	78.74 [3.100]
40	DIN-040RPA-XXX-XXXX	115.40 [4.543]	105.52 [4.154]	110.32 [4.343]	99.06 [3.900]
80	DIN-080RPB-XXX-XXXX	115.40 [4.543]	105.52 [4.154]	110.32 [4.343]	99.06 [3.900]
120	DIN-120RPC-XXX-XXXX	115.40 [4.543]	105.52 [4.154]	110.32 [4.343]	99.06 [3.900]
80	DIN-080RPD-XXX-XXXX	115.40 [4.543]	105.52 [4.154]	110.32 [4.343]	99.06 [3.900]
40	DIN-040RPE-XXX-XXXX	115.40 [4.543]	105.52 [4.154]	110.32 [4.343]	99.06 [3.900]



mm
[inch]

Tolerance Unless Noted			
	X.	.X	.XX
mm	± 0.50	± 0.25	± 0.15

[] Dimension for Reference Only



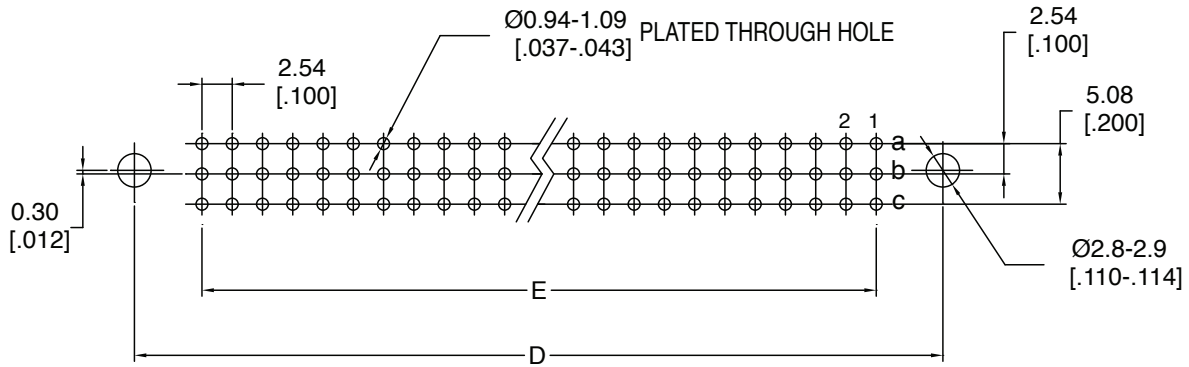
R1 with Retention Clip

TS-2307-E
Sheet 2 of 3

3M™ DIN R-Form Plug

Vertical, Solder Tail or Press-Fit Termination

DIN 41612 Series



RECOMMENDED PCB LAYOUT

Ordering Information

DIN - XXXRP X - XXX - XX

Contact Quantity
SEE TABLE 1

A = A Row only (see note)
B = Rows A & C Filled
C = Rows A, B & C Filled
D = Rows A & B Filled
E = B Row only (see note)

Termination Options:
SEE TABLE 2

Plating Options:

SH = 1 - 3 μ " Gold on Contact
120 - 200 μ " Matte Tin on Terminal
FJ = 10 - 20 μ " Gold on Contact
120 - 200 μ " Matte Tin on Terminal
KR = 30 - 40 μ " Gold on Contact
120 - 200 μ " Matte Tin on Terminal
HM = 3 μ " Gold on Contact, 7 μ " Min. PdNi
120 - 200 μ " Matte Tin on Terminal
KV = 30 μ " Gold on contact area, 1 - 3 μ " Gold
on Board Termination

TABLE 2

SOLDER TERMINATION OPTION NO.	DIM "C" mm (in)	Comment
R1	3.75 (.148)	with retention
S1	3.75 (.148)	no retention
W	14.70 (.579)	no retention
PRESS-FIT TERMINATION OPTION NO.		
DPS	5.00 (.197)	
DPW1	13.25 (.522)	

Note: A and E options are currently not covered in UL File No. E68080.

• This diagram serves only for Part Number descriptive definitions.

PLEASE CONTACT YOUR LOCAL SALES REPRESENTATIVE FOR CUSTOMER SPECIFIC PRODUCT CONFIGURATIONS.

TS-2307-E
Sheet 3 of 3

Important Notice

All statements, technical information, and recommendations related to 3M's products are based on information believed to be reliable, but the accuracy or completeness is not guaranteed. Before using this product, you must evaluate it and determine if it is suitable for your intended application. You assume all risks and liability associated with such use. Any statements related to the product which are not contained in 3M's current publications, or any contrary statements contained on your purchase order shall have no force or effect unless expressly agreed upon, in writing, by an authorized officer of 3M.

Warranty; Limited Remedy; Limited Liability.

This product will be free from defects in material and manufacture for a period of one (1) year from the time of purchase. **3M MAKES NO OTHER WARRANTIES INCLUDING, BUT NOT LIMITED TO, ANY IMPLIED WARRANTY OF MERCHANTABILITY OR FITNESS FOR A PARTICULAR PURPOSE.** If this product is defective within the warranty period stated above, your exclusive remedy shall be, at 3M's option, to replace or repair the 3M product or refund the purchase price of the 3M product. **Except where prohibited by law, 3M will not be liable for any indirect, special, incidental or consequential loss or damage arising from this 3M product, regardless of the legal theory asserted.**

**3M Electronics Solutions Division**

6801 River Place Blvd.
Austin, TX 78726-9000
U.S.A.
1-800-225-5373
www.3Mconnector.com

Please recycle. Printed in USA.
© 3M 2010. All rights reserved.
RIA-2217B-E

3M is a trademark of 3M Company.

Данный компонент на территории Российской Федерации

Вы можете приобрести в компании MosChip.

Для оперативного оформления запроса Вам необходимо перейти по данной ссылке:

<http://moschip.ru/get-element>

Вы можете разместить у нас заказ для любого Вашего проекта, будь то серийное производство или разработка единичного прибора.

В нашем ассортименте представлены ведущие мировые производители активных и пассивных электронных компонентов.

Нашей специализацией является поставка электронной компонентной базы двойного назначения, продукции таких производителей как XILINX, Intel (ex.ALTERA), Vicor, Microchip, Texas Instruments, Analog Devices, Mini-Circuits, Amphenol, Glenair.

Сотрудничество с глобальными дистрибьюторами электронных компонентов, предоставляет возможность заказывать и получать с международных складов практически любой перечень компонентов в оптимальные для Вас сроки.

На всех этапах разработки и производства наши партнеры могут получить квалифицированную поддержку опытных инженеров.

Система менеджмента качества компании отвечает требованиям в соответствии с ГОСТ Р ИСО 9001, ГОСТ РВ 0015-002 и ЭС РД 009

Офис по работе с юридическими лицами:

105318, г.Москва, ул.Щербаковская д.3, офис 1107, 1118, ДЦ «Щербаковский»

Телефон: +7 495 668-12-70 (многоканальный)

Факс: +7 495 668-12-70 (доб.304)

E-mail: info@moschip.ru

Skype отдела продаж:

moschip.ru

moschip.ru_4

moschip.ru_6

moschip.ru_9