



Cement Power Resistors (RoHS Compliant)

PRM-RC Series

FEATURES

- 5% tolerance
- Exceptionally small, sturdy, and reliable
- Sealed with a special cement
- Excellent moisture resistance
- High temperature stability
- Ceramic flame retardant package
- Recommended wash method is alcohol

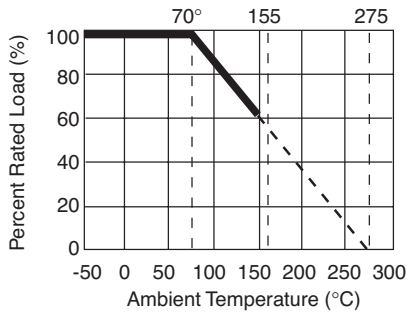


LEAD-FREE



RoHS Compliant

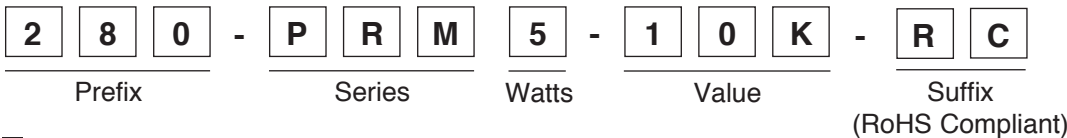
DERATING CHART



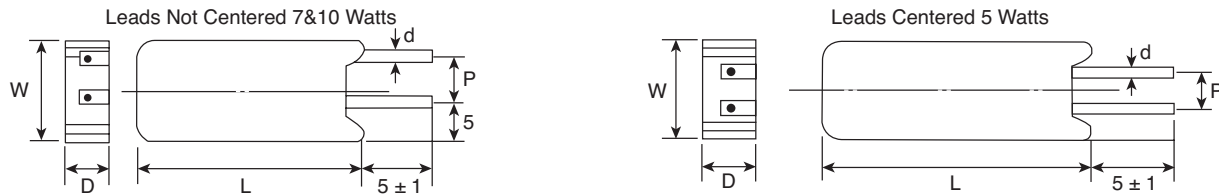
HEAT RISE CHART



PART NUMBERING SYSTEM



SERIES, WATTAGE, VALUE RANGE, AND DIMENSIONS



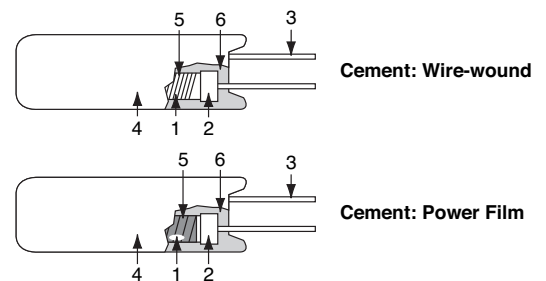
Series	Watts (W)	Leads	Value Ranges (Ω)		Dimensions (mm)				
			Wirewound	Power Film	W ±1	D ±1	L ±1	ød ±0.05	P ±1
PRM	5	Centered	0.1 ~ 47	48 ~ 100K	12.5	9	25	0.75	5
PRM	7	Not Centered	0.1 ~ 680	681 ~ 200K	12.5	9	38	0.75	5
PRM	10	Not Centered	0.1 ~ 910	911 ~ 200K	12.5	9	50	0.75	5

STANDARD STOCKED VALUES (Ω) All standard E-24 values not listed are available special order.

0.1	0.3	0.51	1.0	3.0	6.8	15	33	56	68	75	100	150	200	300	330	470	680	1K	2K	4.7K	10K	
0.22	0.47	0.68	2.2	4.7	10	20	47															

CONSTRUCTION

No.	Subpart Name	Material	Material Generic Name
1	Body	Rod Type Ceramics	Al ₂ O ₃ , SiO ₂
2	End Cap	Tin plated iron surface	Tin : 5%, Iron : 95%
3	Lead	Annealed copper wire (Electrosolder plated surface) Pb Free	Tin-Coated Copper wire
4	Ceramic Case	Ceramic	Al ₂ O ₃ , SiO ₂
5	Resistance wire Resistance Film	Ni-Cr Alloy Metal Oxide Film	Ni-Cr Alloy Metal Oxide Film
6	Filling Materials	Quartz mixed sand	SiO ₂





Cement Power Resistors (RoHS Compliant)

PRM-RC Series

CHARACTERISTICS

Characteristics	Limits	Test Methods (JIS C 5201-1)															
Temperature coefficient	± 350 PPM / °C Max. <20Ω ± 400 PPM / °C	5.2 Natural resistance change per temp. degree centigrade. $\frac{R_2 - R_1}{R_1(t_2 - t_1)} \times 10^6 \text{ (PPM / } ^\circ\text{C)}$ R1: Resistance value at room temperature (t1) R2: Resistance value at room temp. plus 100 °C (t2)															
Dielectric withstanding voltage	No evidence of flashover, mechanical damage, arcing or insulation break down	5.7 Resistors shall be clamped in the trough of a 90° metallic V-block and shall be tested at AC potential respectively for 60 +10/ -0 secs.															
Temperature cycling	Resistance change rate is ± (2% + 0.05Ω) Max. with no evidence of mechanical damage	7.4 Resistance change after continuous 5 cycles for duty shown below: <table border="1" style="margin-left: 20px;"> <thead> <tr> <th>Step</th> <th>Temperature</th> <th>Time</th> </tr> </thead> <tbody> <tr> <td>1</td> <td>-55 °C ± 3 °C</td> <td>30 mins</td> </tr> <tr> <td>2</td> <td>Room temp.</td> <td>10 ~ 15 mins</td> </tr> <tr> <td>3</td> <td>+155 °C ± 2 °C</td> <td>30 mins</td> </tr> <tr> <td>4</td> <td>Room temp.</td> <td>10 ~ 15 mins</td> </tr> </tbody> </table>	Step	Temperature	Time	1	-55 °C ± 3 °C	30 mins	2	Room temp.	10 ~ 15 mins	3	+155 °C ± 2 °C	30 mins	4	Room temp.	10 ~ 15 mins
Step	Temperature	Time															
1	-55 °C ± 3 °C	30 mins															
2	Room temp.	10 ~ 15 mins															
3	+155 °C ± 2 °C	30 mins															
4	Room temp.	10 ~ 15 mins															
Short time overload	Resistance change rate is ± (5% + 0.05Ω) Max. with no evidence of mechanical damage	5.5 Permanent resistance change after the application of a potential of 2.5 times RCWV for 5 seconds															
Load life in humidity	<table border="1" style="margin-left: 20px;"> <thead> <tr> <th>Resistance value</th> <th>Δ R/R</th> </tr> </thead> <tbody> <tr> <td>Wire-wound</td> <td>± 5%</td> </tr> <tr> <td>Power film: <100KΩ</td> <td>± 5%</td> </tr> <tr> <td>>100KΩ</td> <td>± 10%</td> </tr> </tbody> </table>	Resistance value	Δ R/R	Wire-wound	± 5%	Power film: <100KΩ	± 5%	>100KΩ	± 10%	7.9 Resistance change after 1,000 hours operating at RCWV with duty cycle of (1.5 hours "on", 0.5 hour "off") in a humidity test chamber controlled at 40 °C ± 2 °C and 90 to 95 % relative humidity							
Resistance value	Δ R/R																
Wire-wound	± 5%																
Power film: <100KΩ	± 5%																
>100KΩ	± 10%																
Load life	<table border="1" style="margin-left: 20px;"> <thead> <tr> <th>Resistance value</th> <th>Δ R/R</th> </tr> </thead> <tbody> <tr> <td>Wire-wound</td> <td>± 5%</td> </tr> <tr> <td>Power film: <100KΩ</td> <td>± 5%</td> </tr> <tr> <td>>100KΩ</td> <td>± 10%</td> </tr> </tbody> </table>	Resistance value	Δ R/R	Wire-wound	± 5%	Power film: <100KΩ	± 5%	>100KΩ	± 10%	7.10 Permanent resistance change after 1,000 hours operating at RCWV with duty cycle of (1.5 hours "on", 0.5 hour "off") at 70 °C ± 2 °C							
Resistance value	Δ R/R																
Wire-wound	± 5%																
Power film: <100KΩ	± 5%																
>100KΩ	± 10%																
Terminal strength	No evidence of mechanical damage	6.1 Direct load : Resistance to a 2.5 kgs direct load for 10 secs. in the direction of the longitudinal axis of the terminal leads Twist test : Terminal leads shall be bent through 90 ° at a point of about 6mm from the body of the resistor and shall be rotated through 360° about the original axis of the bent terminal in alternating direction for a total of 3 rotations															
Resistance to soldering heat	Resistance change rate is ± (1% + 0.05Ω) Max. with no evidence of mechanical damage	6.4 Permanent resistance change when leads immersed to 3.2 to 4.8 mm from the body in 350 °C ± 10 °C solder for 3 ± 0.5 secs.															
Solderability	95 % coverage Min.	6.5 The area covered with a new , smooth clean , shiny and continuous surface free from concentrated pinholes. Test temp. of solder : 245 °C ± 3 °C Dwell time in solder : 2 ~ 3 seconds															



Данный компонент на территории Российской Федерации

Вы можете приобрести в компании MosChip.

Для оперативного оформления запроса Вам необходимо перейти по данной ссылке:

<http://moschip.ru/get-element>

Вы можете разместить у нас заказ для любого Вашего проекта, будь то серийное производство или разработка единичного прибора.

В нашем ассортименте представлены ведущие мировые производители активных и пассивных электронных компонентов.

Нашей специализацией является поставка электронной компонентной базы двойного назначения, продукции таких производителей как XILINX, Intel (ex.ALTERA), Vicor, Microchip, Texas Instruments, Analog Devices, Mini-Circuits, Amphenol, Glenair.

Сотрудничество с глобальными дистрибьюторами электронных компонентов, предоставляет возможность заказывать и получать с международных складов практически любой перечень компонентов в оптимальные для Вас сроки.

На всех этапах разработки и производства наши партнеры могут получить квалифицированную поддержку опытных инженеров.

Система менеджмента качества компании отвечает требованиям в соответствии с ГОСТ Р ИСО 9001, ГОСТ РВ 0015-002 и ЭС РД 009

Офис по работе с юридическими лицами:

105318, г.Москва, ул.Щербаковская д.3, офис 1107, 1118, ДЦ «Щербаковский»

Телефон: +7 495 668-12-70 (многоканальный)

Факс: +7 495 668-12-70 (доб.304)

E-mail: info@moschip.ru

Skype отдела продаж:

moschip.ru

moschip.ru_4

moschip.ru_6

moschip.ru_9