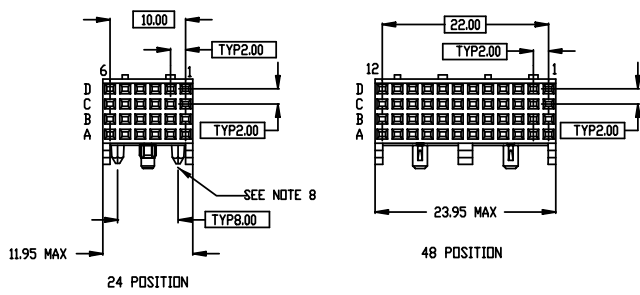


A

B

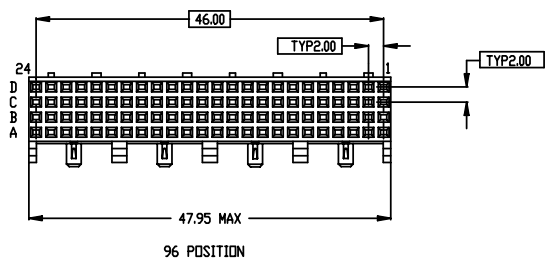
C

D

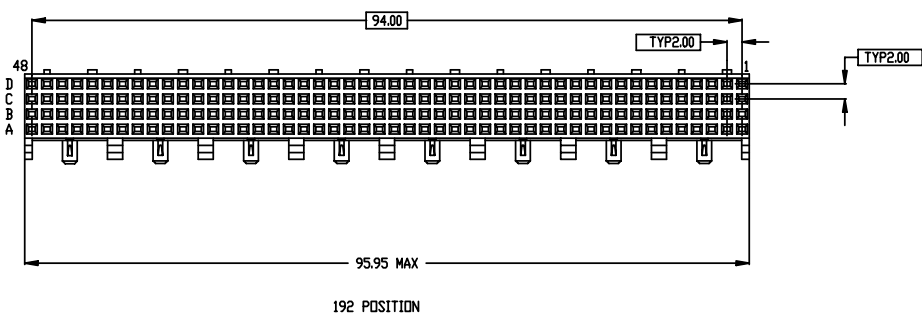


24 POSITION

48 POSITION



96 POSITION



192 POSITION

NOTES: UNLESS OTHERWISE SPECIFIED;

- 1 CONNECTOR MATERIALS:
HOUSING: GLASS FILLED THERMOPLASTIC,
UL94-V0 COMPLIANT
KEEPER: GLASS FILLED THERMOPLASTIC,
UL94-V0 COMPLIANT
TERMINAL: PHOSPHOR BRONZE ALLOY
- 2 PACKED IN TUBES.
- 3 FEATURE MAY OR MAY NOT BE PRESENT DEPENDING UPON THE MOLD TOOL USED TO PRODUCE PRODUCT.
- 4 PRODUCT SPECIFICATION: GS-12-177.
- 5 APPLICATION SPECIFICATION: GS-20-015.
UNION DIRECTIVES AND OTHER COUNTRY REGULATIONS AS DESCRIBED IN GS-22-008.
- 6 THE PRODUCTS WHERE THE PART NUMBER ENDS IN 'LF' MEET THE EUROPEAN
- 7 ALL PRODUCTS WILL WITHSTAND EXPOSURE TO 260°C FOR 60 SECONDS IN A CONVECTION, INFRA-RED OR VAPOR PHASE REFLOW OVEN.
- 8 LOCATION PEGS ARE EXISTED ONLY IN ONE MODULE



Copyright FCI.

rev	ecn no	dr	date
M	V04-1123	TAB	02/03/05
N	V05-0437	VS	07/14/05
P	V05-1026	JRV	11/7/05
R	DG06-0378	KL	09/01/06
S	DG06-0434	Cenh	10/23/06
T	DG08-0173	TER	7/11/08
U	N10-0382	Cenh	11/13/10

www.fciconnect.com			surface <input checked="" type="checkbox"/>	tolerance std	projection	MM
			ANGULAR	LINEAR	size A4	Scale 4:1
Dr	V. SEBASTIAN	07/14/05	0.X	± 0.50	ECN	N10-0382
Eng	J. VOLSTROF	07/14/05	0.XX	± 0.13	Spec ref	
Chr	J. VOLSTROF	07/14/05	0.XXX	± -		
Appr	J. VOLSTROF	07/14/05	Product family		METRAL	
FCI			title		T SERIES R/A RECEPTACLE ASSY, 4 ROW, STB	
			catalog no		SE96846	
			CUSTOMER		sheet 1 of 4	

1

2

3

4

A

B

C

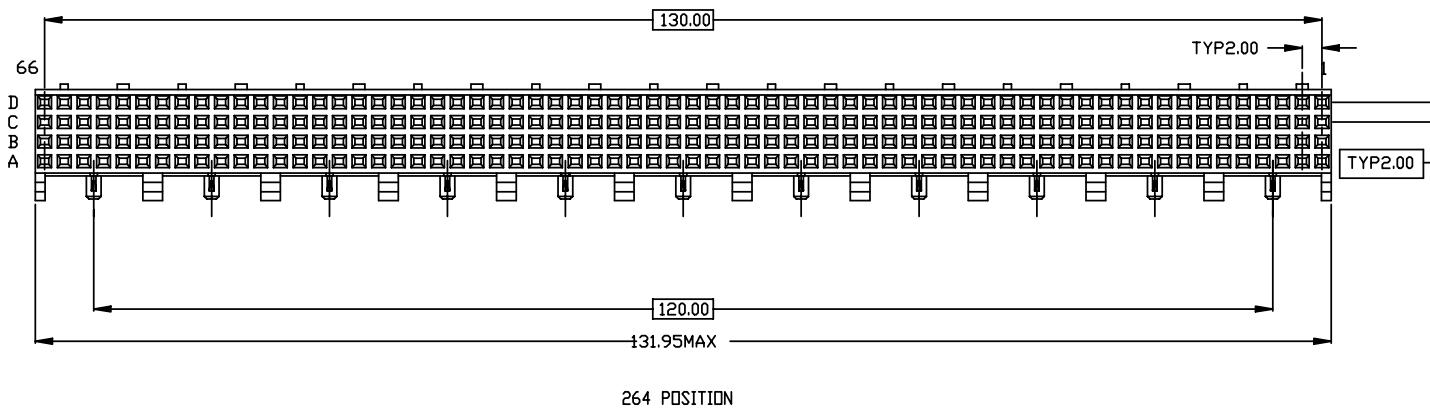
D

A

B

C

D



Copyright FCI.

www.fciconnect.com			surface <input checked="" type="checkbox"/>	tolerance std	projection	MM		
			TOLERANCES UNLESS OTHERWISE SPECIFIED					
Dr	V. SEBASTIAN	07/14/05	ANGULAR	LINEAR	0.X	± 0.50	size A4	Scale 4:1
Eng	J. VOLSTROF	07/14/05			0.XX	± 0.13	ECN N10-0382	
Chr	J. VOLSTROF	07/14/05	0°	±2°	0.XXX	± -	Spec ref	
Appr	J. VOLSTROF	07/14/05	Product family		METRAL			
			title T SERIES R/A RECEPTACLE ASSY, 4 ROW, STB			dwg no SE96846		Rev. U
			catalog no			CUSTOMER		sheet 2 of 4

REV F - 2006-04-17

1

2

3 PDM: Rev:U

STATUS: Released

4 Printed: Dec 01, 2010

A

B

C

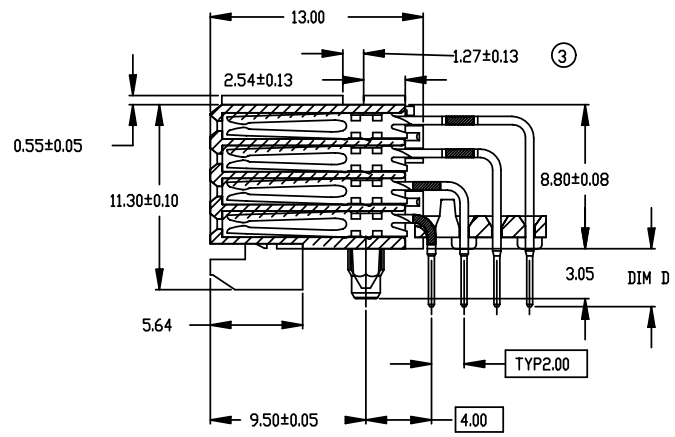
D

A

B

C

D



CATALOG NUMBER DESCRIPTION

HMI F 4 T P H LF

PRODUCT FAMILY
HMI = METRAL HMI

PRODUCT TYPE
F = FEMALE SIGNAL, RIGHT ANGLE

NUMBER OF ROWS
4 = 4 ROW

BODY LENGTH
1 = 12.00 (24 POSITION SIGNAL)
2 = 24.00 (48 POSITION SIGNAL)
3 = 48.00 (96 POSITION SIGNAL)
4 = 96.00 (192 POSITION SIGNAL)
9 = NON-STANDARD

MATING CONTACT
T = TWISTED FEMALE

PCB TERMINATION TYPE
A = SOLDER TAIL, FOR 1.60mm PCB
B = SOLDER TAIL, FOR 2.40mm PCB

LF = LEAD FREE Sn PLATING ON TAILS

PERFORMANCE LEVEL
6 = SEE TABLE 2
M = 0.38 MICRONS Au MIN OVER Ni

INSULATING MATERIAL
H = HIGH TEMPERATURE MATERIAL

VARIATIONS
000 = STANDARD
802 = 264 POSITION SIGNAL

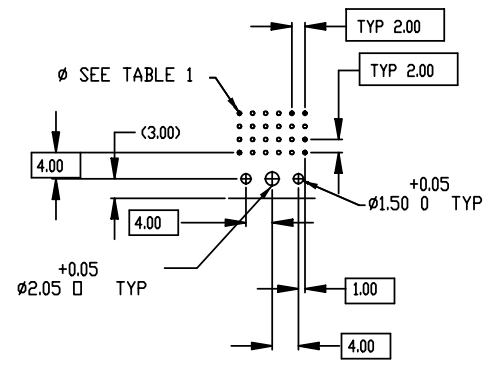
BOARD ATTACHMENT
P = PRESS-FIT RETENTION PEG

	PCB THICKNESS	DIM D	RETENTION FEATURES
HMI F 4 T A R 000 H6	1.60	2.90±0.30	HEAT STAKE PEGS
HMI F 4 T B R 000 H6	2.40	3.60±0.30	HEAT STAKE PEGS
HMI F 4 T A P 000 H6	1.60	2.90 ±0.30	PRESS-FIT PEGS
HMI F 4 T B P 000 H6	2.40	3.60 ±0.30	
HMI F 49 T A P 802 H6	1.60	2.90 ±0.30	

OBSOLETE

TABLE 2

CODE	CONTACT AREA	PERFORMANCE LEVEL
6	0.75um Au min over 1.3um Ni min or 0.68um PdNi min +0.08um Au min over 1.3um Ni min	TELCORDIA CD



RECOMMENDED PC BOARD LAYOUT,
COMPONENT SIDE
SEE PRINT 58351 FOR ADDITIONAL
PCB INFORMATION



Copyright FCI.

www.fciconnect.com			surface <input checked="" type="checkbox"/>	tolerance std	projection	MM
			TOLERANCES UNLESS OTHERWISE SPECIFIED			
Dr	V. SEBASTIAN	07/14/05	ANGULAR	0.X	± 0.50	size A4
Eng	J. VOLSTROF	07/14/05	LINEAR	0.XX	± 0.13	Scale 4:1
Chr	J. VOLSTROF	07/14/05	0° ±2°	0.XXX	± -	ECN N10-0382
Appr	J. VOLSTROF	07/14/05	Product family	METRAL	Spec ref	
	title T SERIES R/A RECEPTACLE ASSY, 4 ROW, STB		dwg no	SE96846		Rev. U
catalog no			CUSTOMER		sheet 3 of 4	

A

B

C

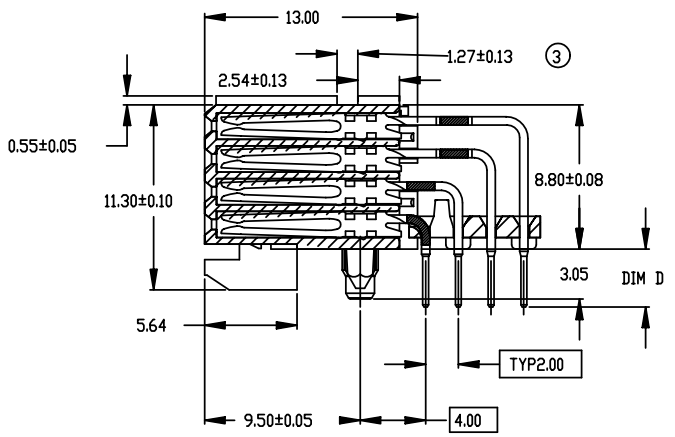
D

A

B

C

D



CATALOG NUMBER DESCRIPTION

PRODUCT FAMILY
HMI = METRAL HMI

PRODUCT TYPE
F = FEMALE SIGNAL, RIGHT ANGLE

NUMBER OF ROWS
4 = 4 ROW

BODY LENGTH
1 = 12.00 (24 POSITION SIGNAL)
2 = 24.00 (48 POSITION SIGNAL)
3 = 48.00 (96 POSITION SIGNAL)
4 = 96.00 (192 POSITION SIGNAL)
9 = NON-STANDARD

MATING CONTACT
T = TWISTED FEMALE

PCB TERMINATION TYPE
A = SOLDER TAIL, FOR 1.60mm PCB
B = SOLDER TAIL, FOR 2.40mm PCB

LF = LEAD FREE Sn PLATING ON TAILS

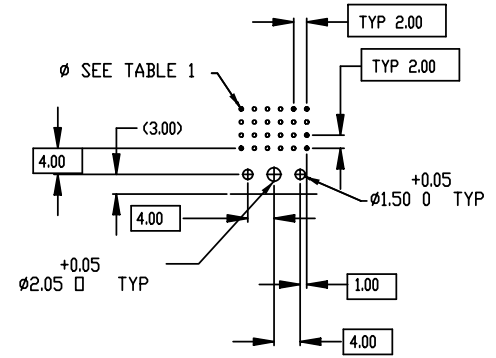
P = PACKAGED IN TRAYS
- = SEE PACKAGE SPEC GS-14-1228

PERFORMANCE LEVEL
6 = TELCORDIA CD
E = CUSTOMER SPECIAL
0.75 μ m GOLD SELECTIVE PLATING

INSULATING MATERIAL
H = HIGH TEMPERATURE MATERIAL

SPECIAL DATAS
VISUAL INSPECTION 100%
- MARKING FAILURES
- HOUSING MATERIAL FAILURES
- SPOILT HOUSING
- STAINED HOUSING
- BROKEN CONTACTS (Twisted or Loosen)

BOARD ATTACHMENT
P = PRESS-FIT RETENTION PEG



RECOMMENDED PC BOARD LAYOUT,
COMPONENT SIDE
SEE PRINT 58351 FOR ADDITIONAL
PCB INFORMATION

	PCB THICKNESS	DIM D	RETENTION FEATURES
HMI F 4_ T A P 400 H_LF	1.60	2.90 ±0.30	PRESS-FIT PEGS
HMI F 4_ T B P 400 H_LF	2.40	3.60 ±0.30	

www.fciconnect.com			surface <input checked="" type="checkbox"/>	tolerance std	projection	MM
			TOLERANCES UNLESS OTHERWISE SPECIFIED			
Dr	V. SEBASTIAN	07/14/05	ANGULAR	0.X	± 0.50	size A4
Eng	J. VOLSTROF	07/14/05	LINEAR	0.XX	± 0.13	Scale 4:1
Chr	J. VOLSTROF	07/14/05	0° ±2°	0.XXX	± -	ECN N10-0382
Appr	J. VOLSTROF	07/14/05	Product family	METRAL		Spec ref
		title T SERIES R/A RECEPTACLE ASSY, 4 ROW, STB		dwg no SE96846		Rev. U
		catalog no		CUSTOMER		sheet 4 of 4



Copyright FCI.

Данный компонент на территории Российской Федерации

Вы можете приобрести в компании MosChip.

Для оперативного оформления запроса Вам необходимо перейти по данной ссылке:

<http://moschip.ru/get-element>

Вы можете разместить у нас заказ для любого Вашего проекта, будь то серийное производство или разработка единичного прибора.

В нашем ассортименте представлены ведущие мировые производители активных и пассивных электронных компонентов.

Нашей специализацией является поставка электронной компонентной базы двойного назначения, продукции таких производителей как XILINX, Intel (ex.ALTERA), Vicor, Microchip, Texas Instruments, Analog Devices, Mini-Circuits, Amphenol, Glenair.

Сотрудничество с глобальными дистрибьюторами электронных компонентов, предоставляет возможность заказывать и получать с международных складов практически любой перечень компонентов в оптимальные для Вас сроки.

На всех этапах разработки и производства наши партнеры могут получить квалифицированную поддержку опытных инженеров.

Система менеджмента качества компании отвечает требованиям в соответствии с ГОСТ Р ИСО 9001, ГОСТ РВ 0015-002 и ЭС РД 009

Офис по работе с юридическими лицами:

105318, г.Москва, ул.Щербаковская д.3, офис 1107, 1118, ДЦ «Щербаковский»

Телефон: +7 495 668-12-70 (многоканальный)

Факс: +7 495 668-12-70 (доб.304)

E-mail: info@moschip.ru

Skype отдела продаж:

moschip.ru

moschip.ru_4

moschip.ru_6

moschip.ru_9