

# SMD Multilayer Chip Varistor

AMCV-0201

RoHS  
Compliant



0.6 x 0.3 x 0.3mm

## FEATURES:

- SMD type, small size suitable for high density mounting
- Excellent clamping ratio and strong capability of voltage surge suppression
- Excellent solderability (Ni, Sn plating)

## APPLICATIONS:

- Transient voltage protection and voltage surge suppression for LED lighting
- Suitable for LCD-TV, STB, Switch, Router, PLC, Security System, smart meters, mobile phones
- Suppressing Induced / switching over-voltage caused by lightning and power
- Protecting DC-DC Module, I/O ports, IC driver

## STANDARD SPECIFICATIONS:

**Operating Temperature:** -55°C ~ +125°C

**Storage Temperature:** -10°C ~ +40°C and RH 70% (Max.)

Part Number	Max. Working Voltage		Varistor Voltage	Max. Clamping Voltage		Rated Single Pulse Transient		Typical Capacitance
	DC	AC RMS		8/20μs	ESD	Energy 10/1000μs	Peak Current 8/20μs	
Test Condition	<20μA		@1mA DC	8/20μs	ESD	Energy 10/1000μs	Peak Current 8/20μs	@0.5V <sub>rms</sub> , 1MHz
Units	Volts	Volts						
Symbol	V <sub>WDC</sub>	V <sub>WAC</sub>	V <sub>B</sub>	V <sub>C</sub> <sup>*1</sup>	V <sub>C</sub> <sup>*2</sup>	E <sub>T</sub>	I <sub>P</sub>	C
ACMV-0201-5R5-C150	5.5	4.0	10.0-14.0	18	23	0.005	1	15
ACMV-0201-5R5-C220	5.5	4.0	10.0-14.0	18	23	0.005	1	22
ACMV-0201-5R5-C330	5.5	4.0	10.0-14.0	18	23	0.01	3	33
ACMV-0201-5R5-C400	5.5	4.0	10.0-14.0	18	23	0.01	5	40
ACMV-0201-5R5-C500	5.5	4.0	10.0-14.0	18	23	0.01	5	50
ACMV-0201-090-C150	9.0	6.4	11.0-16.0	20	26	0.005	1	15
ACMV-0201-090-C220	9.0	6.4	11.0-16.0	20	26	0.005	1	22
ACMV-0201-090-C330	9.0	6.4	11.0-16.0	20	26	0.01	3	33
ACMV-0201-090-C400	9.0	6.4	11.0-16.0	20	26	0.01	5	40
ACMV-0201-090-C500	9.0	6.4	11.0-16.0	20	26	0.01	5	50
ACMV-0201-140-C150	14.0	10.0	16.0-22.0	30	39	0.005	1	15

\*1: V<sub>C</sub>, Maximum peak voltage across the varistor measured at a specified pulse current and waveform.

Energy Rating	Pulse & Waveform
0.00-0.05 Joule	1A, 8/20μs
0.10 Joule	2A, 8/20μs


\*2: V<sub>C</sub>, Maximum peak voltage across the varistor measured at 30ns after initiation of pulse on IEC61000-4-2 30A/8KV.

## Test Conditions

Unless otherwise specified, the standard atmospheric conditions for measurement/test as:

- Ambient Temperature: 20±15°C
- Relative Humidity: 65±20%
- Air Pressure: 86 kPa to 106 kPa

# SMD Multilayer Chip Varistor



0.6 x 0.3 x 0.3mm

AMCV-0201

**RoHS**  
Compliant

Items	Test Methods and Remarks
Varistor Voltage at 1mA DC ( $V_B$ )	Measuring current: 1mA DC Duration: 0.2 to 2 sec
Capacitance (C)	Measure source: 0.5 $V_{RMS}$ Test frequency: 1MHz.
Leakage Current ( $I_L$ )	Measuring voltage: Maximum DC working voltage
Clamping Voltage ( $V_C$ )	Measuring source: 8/20us waveform, ESD waveform

## OPTIONS AND PART IDENTIFICATION:

AMCV-0201- - C   -

### Voltage Code

Please refer to the table above

### Capacitance Code

Please refer to the table above

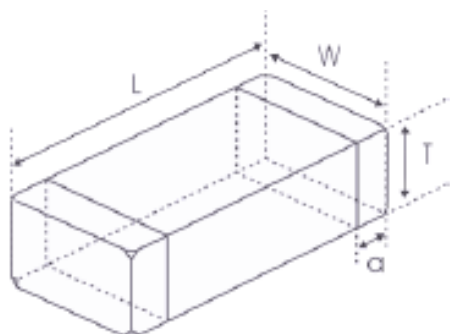
### Tolerance

N= $\pm 30\%$   
Y=+100%, -50%  
G=+0%, -60%

### Packaging

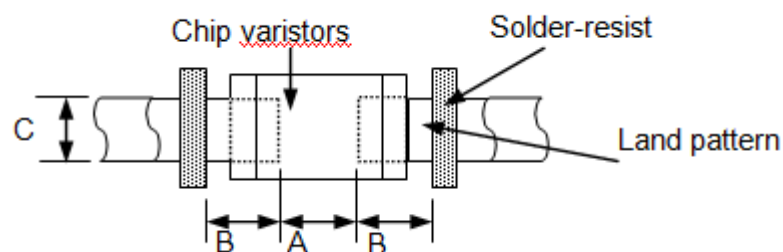
T: Tape and Reel  
(15kpcs / reel)

## OUTLINE DIMENSION:



L	W	T
0.6 $\pm$ 0.05	0.3 $\pm$ 0.05	0.3 $\pm$ 0.05

## Recommended Land Pattern



A	B	C
0.20~0.30	0.20~0.30	0.30~0.35

Dimension: mm

# SMD Multilayer Chip Varistor

AMCV-0201

**RoHS**  
Compliant

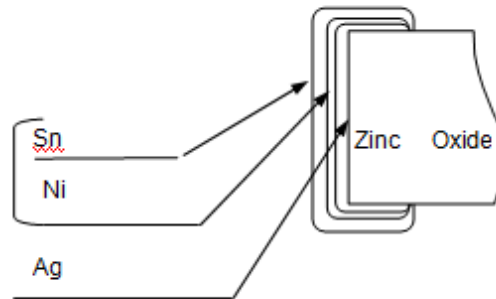


0.6 x 0.3 x 0.3mm

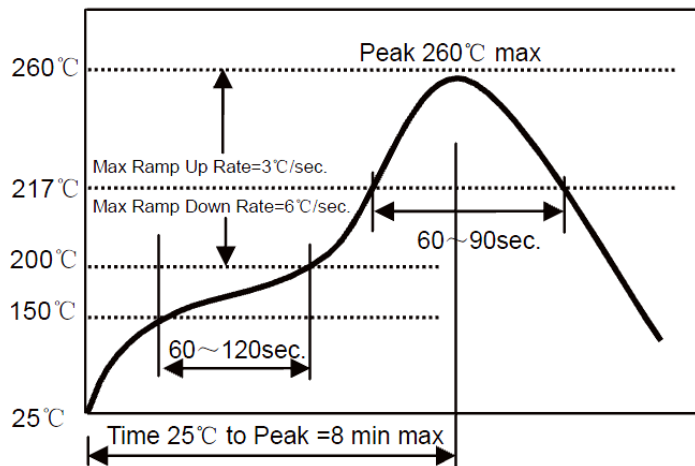
## Materials



	Part Name	Material
1	Base Material	ZnO
2	Internal Conductor	Ag-Pd
3	Terminal Electrode	Ag (Inner layer) Ni-Sn (Outer layer)



## REFLOW PROFILE:



Preheat Condition	150 to 200 °C; 60 to 120 sec.
Allowed time above 217 °C	60 to 90 sec.
Max temperature	260 °C
Max time at max temperature	10 sec.
Solder paste	Sn/3.0Ag/0.5Cu
Allowed Reflow time	2x max.

# SMD Multilayer Chip Varistor

AMCV-0201

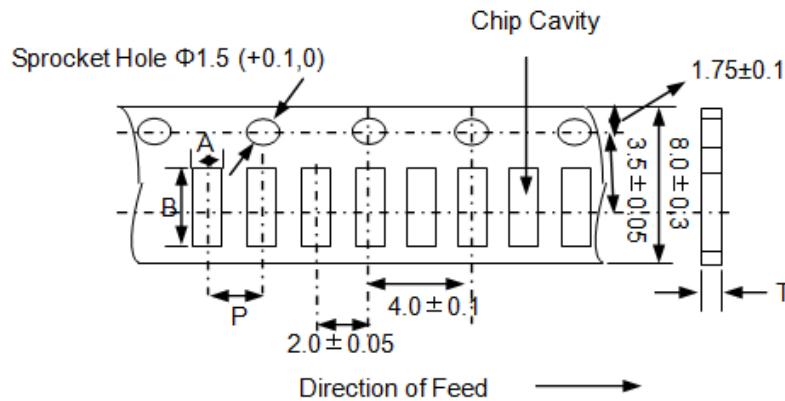
RoHS  
Compliant



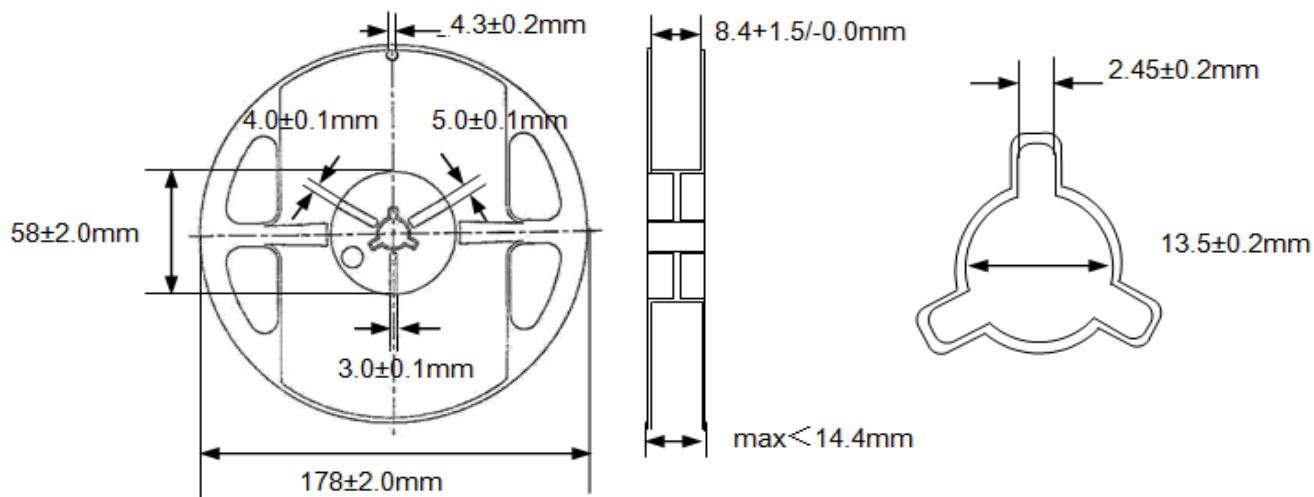
0.6 x 0.3 x 0.3mm

## TAPE & REEL:

T: 15,000pcs / reel



A	B	P	T (max)
0.40±0.1	0.70±0.1	2.0±0.05	0.55



### Storage Conditions

- The solderability of the external electrode may be deteriorated if packages are stored where they are exposed to high humidity. Package must be stored at 40°C or less and 70% RH or less.
- The solderability of the external electrode may be deteriorated if packages are stored where they are exposed to dust or harmful gas (e.g. HCl, sulfurous gas of H<sub>2</sub>S).
- Packaging material may be deformed if packages are stored where they are exposed to heat or direct sunlight.
- Solderability shall be guaranteed for 6 months from the date of delivery on condition that they are stored at the environment specified in a. The parts that are stored more than 6 months shall be checked solderability before use.

**Dimension: mm**

**ATTENTION:** Abracon Corporation's products are COTS – Commercial-Off-The-Shelf products; suitable for Commercial, Industrial and, where designated, Automotive Applications. Abracon's products are not specifically designed for Military, Aviation, Aerospace, Life-dependant Medical applications or any application requiring high reliability where component failure could result in loss of life and/or property. For applications requiring high reliability and/or presenting an extreme operating environment, written consent and authorization from Abracon Corporation is required. Please contact Abracon Corporation for more information.

ABRACON IS  
ISO 9001:2008  
CERTIFIED



Visit [www.abracon.com](http://www.abracon.com) for Terms & Conditions of Sale **Revised: 11.30.12**  
30332 Esperanza, Rancho Santa Margarita, California 92688  
tel 949-546-8000 | fax 949-546-8001 | [www.abracon.com](http://www.abracon.com)

## Данный компонент на территории Российской Федерации

### Вы можете приобрести в компании MosChip.

Для оперативного оформления запроса Вам необходимо перейти по данной ссылке:

<http://moschip.ru/get-element>

Вы можете разместить у нас заказ для любого Вашего проекта, будь то серийное производство или разработка единичного прибора.

В нашем ассортименте представлены ведущие мировые производители активных и пассивных электронных компонентов.

Нашей специализацией является поставка электронной компонентной базы двойного назначения, продукции таких производителей как XILINX, Intel (ex.ALTERA), Vicor, Microchip, Texas Instruments, Analog Devices, Mini-Circuits, Amphenol, Glenair.

Сотрудничество с глобальными дистрибьюторами электронных компонентов, предоставляет возможность заказывать и получать с международных складов практически любой перечень компонентов в оптимальные для Вас сроки.

На всех этапах разработки и производства наши партнеры могут получить квалифицированную поддержку опытных инженеров.

Система менеджмента качества компании отвечает требованиям в соответствии с ГОСТ Р ИСО 9001, ГОСТ РВ 0015-002 и ЭС РД 009

### Офис по работе с юридическими лицами:

105318, г.Москва, ул.Щербаковская д.3, офис 1107, 1118, ДЦ «Щербаковский»

Телефон: +7 495 668-12-70 (многоканальный)

Факс: +7 495 668-12-70 (доб.304)

E-mail: [info@moschip.ru](mailto:info@moschip.ru)

Skype отдела продаж:

moschip.ru

moschip.ru\_4

moschip.ru\_6

moschip.ru\_9