

97×33 mm

San Ace B97 9BMB type



General Specifications

- Material Frame: Plastic (Flammability: UL 94V-0), Impeller: Plastic (Flammability: UL 94V-0)
- Expected life See the table below. (L10 life: 90% survival rate for continuous operation in free air at 60°C, rated voltage)
- Motor protection function Locked rotor burnout protection, Reverse polarity protection
For details, please refer to p. 547.
- Dielectric strength 50/60 Hz, 500 VAC, for 1 minute (between lead wire conductors and frame)
- Insulation resistance 10 MΩ or more with a 500 VDC megger (between lead wire conductors and frame)
- Sound pressure level (SPL) At 1 m away from the air inlet
- Storage temperature -30 to +70°C (Non-condensing)
- Lead wire ⊕Red ⊖Black (Sensor) Yellow (Control) Brown
(For models without PWM control function, there is no speed control wiring.)
- Mass 190 g

Specifications

The models listed below **have pulse sensors with PWM control function.**

| Model no. | Rated voltage [V] | Operating voltage range [V] | PWM duty cycle* [%] | Rated current [A] | Rated input [W] | Rated speed [min ⁻¹] | Max. airflow [m ³ /min] [CFM] | Max. static pressure [Pa] [inchH ₂ O] | SPL [dB (A)] | Operating temperature [°C] | Expected life [h] |
|-------------|-------------------|-----------------------------|---------------------|-------------------|-----------------|----------------------------------|--|--|--------------|----------------------------|-------------------|
| 9BMB12P2K01 | 12 | 10.8 to 13.2 | 100 | 3.4 | 40.8 | 6850 | 1.61 56.8 | 1280 5.14 | 66 | -20 to +70 | 40000/60°C |
| 9BMB12P2G01 | | | 100 | 1.8 | 21.6 | 5750 | 1.34 47.3 | 760 3.05 | 61 | | |
| 9BMB12P2S01 | | 10.2 to 13.8 | 100 | 1.4 | 16.8 | 5250 | 1.22 43.1 | 610 2.45 | 59 | | |
| 9BMB12P2H01 | | | 100 | 1.1 | 13.2 | 4850 | 1.11 39.2 | 490 1.968 | 57 | | |
| 9BMB12P2F01 | | | 100 | 0.9 | 10.8 | 4500 | 1.04 36.7 | 410 1.64 | 56 | | |
| 9BMB24P2K01 | 24 | 21.6 to 26.4 | 100 | 1.62 | 38.88 | 6850 | 1.61 56.8 | 1280 5.14 | 66 | | |
| 9BMB24P2G01 | | | 100 | 0.83 | 19.92 | 5750 | 1.34 47.3 | 760 3.05 | 61 | | |
| 9BMB24P2S01 | | | 100 | 0.7 | 16.8 | 5250 | 1.22 43.1 | 610 2.45 | 59 | | |
| 9BMB24P2H01 | | | 100 | 0.55 | 13.2 | 4850 | 1.11 39.2 | 490 1.968 | 57 | | |
| 9BMB24P2F01 | | | 100 | 0.45 | 10.8 | 4500 | 1.04 36.7 | 410 1.64 | 56 | | |

* PWM frequency: 25 kHz. Fan does not rotate when PWM duty cycle is 0%.

The following sensor and control options are available for selection.

Available for all models. **Without sensor** **Pulse sensor**

Differs according to the model. Refer to the table on pp. 566 to 567. **Lock sensor**

The models listed below **have pulse sensors.**

| Model no. | Rated voltage [V] | Operating voltage range [V] | Rated current [A] | Rated input [W] | Rated speed [min ⁻¹] | Max. airflow [m ³ /min] [CFM] | Max. static pressure [Pa] [inchH ₂ O] | SPL [dB (A)] | Operating temperature [°C] | Expected life [h] |
|------------|-------------------|-----------------------------|-------------------|-----------------|----------------------------------|--|--|--------------|----------------------------|-------------------|
| 9BMB12K201 | 12 | 7 to 13.2 | 3.4 | 40.8 | 6850 | 1.61 56.8 | 1280 5.14 | 66 | -20 to +70 | 40000/60°C |
| 9BMB12G201 | | | 1.8 | 21.6 | 5750 | 1.34 47.3 | 760 3.052 | 61 | | |
| 9BMB12S201 | | | 1.4 | 16.8 | 5250 | 1.22 43.1 | 610 2.45 | 59 | | |
| 9BMB12H201 | | | 1.1 | 13.2 | 4850 | 1.11 39.2 | 490 1.968 | 57 | | |
| 9BMB12F201 | | | 0.9 | 10.8 | 4500 | 1.04 36.7 | 410 1.647 | 56 | | |
| 9BMB24K201 | 24 | 12 to 26.4 | 1.62 | 38.88 | 6850 | 1.61 56.8 | 1280 5.14 | 66 | | |
| 9BMB24G201 | | | 0.83 | 19.9 | 5750 | 1.34 47.3 | 760 3.052 | 61 | | |
| 9BMB24S201 | | | 0.7 | 16.8 | 5250 | 1.22 43.1 | 610 2.45 | 59 | | |
| 9BMB24H201 | | | 0.55 | 13.2 | 4850 | 1.11 39.2 | 490 1.968 | 57 | | |
| 9BMB24F201 | | | 0.45 | 10.8 | 4500 | 1.04 36.7 | 410 1.647 | 56 | | |

The following sensor and control options are available for selection.

Available for all models. **Without sensor** **PWM control**

Differs according to the model. Refer to the table on pp. 566 to 567. **Lock sensor**

Airflow - Static Pressure Characteristics / PWM Duty - Speed Characteristics Example

9BMB12P2K01 With pulse sensor with PWM control function

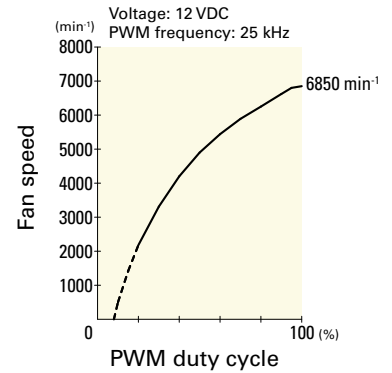
PWM duty cycle



Operating voltage range

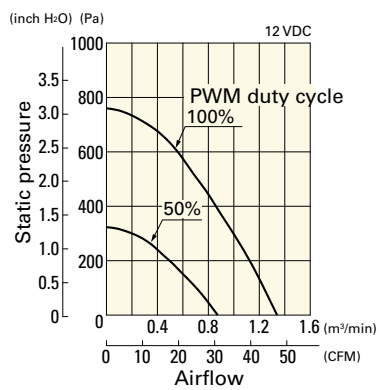


PWM duty - Speed characteristics example

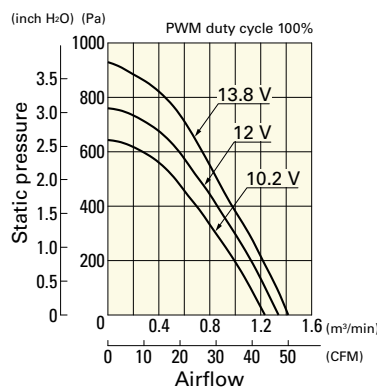


9BMB12P2G01 With pulse sensor with PWM control function

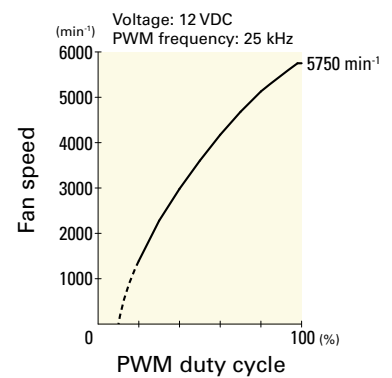
PWM duty cycle



Operating voltage range

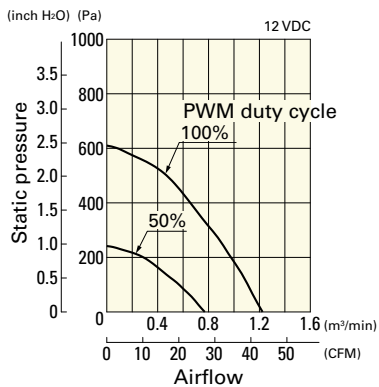


PWM duty - Speed characteristics example

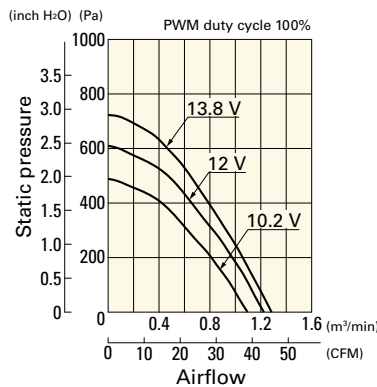


9BMB12P2S01 With pulse sensor with PWM control function

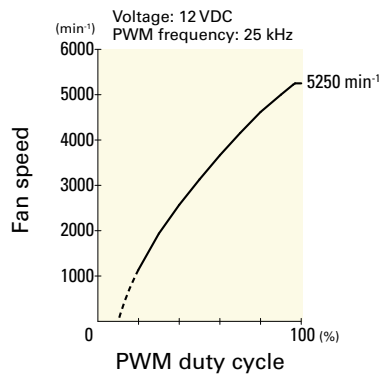
PWM duty cycle



Operating voltage range

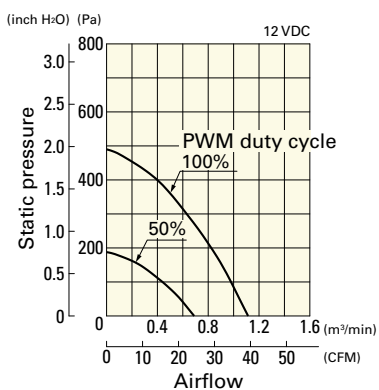


PWM duty - Speed characteristics example

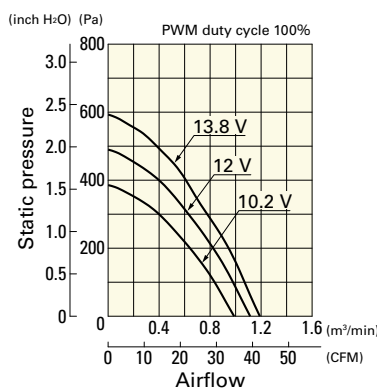


9BMB12P2H01 With pulse sensor with PWM control function

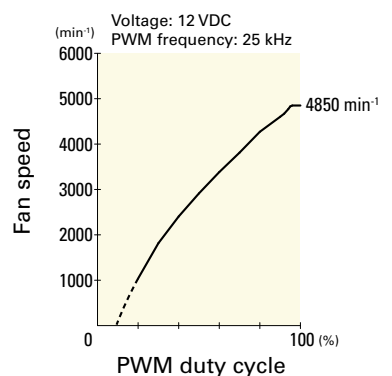
PWM duty cycle



Operating voltage range



PWM duty - Speed characteristics example



Airflow - Static Pressure Characteristics / PWM Duty - Speed Characteristics Example

9BMB12P2F01 With pulse sensor with PWM control function

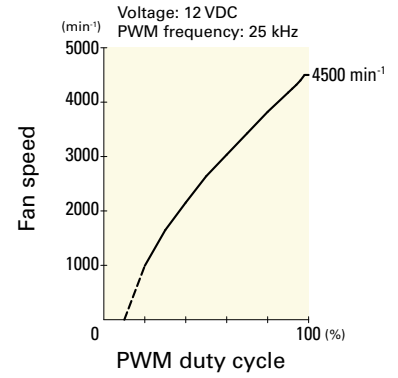
PWM duty cycle



Operating voltage range

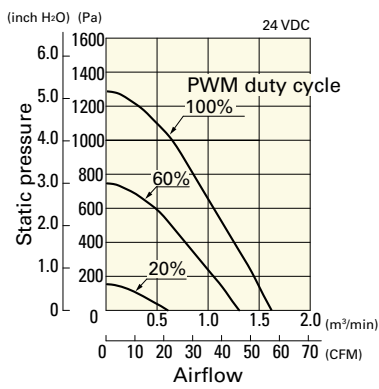


PWM duty - Speed characteristics example

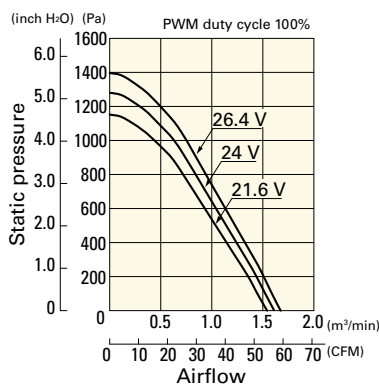


9BMB24P2K01 With pulse sensor with PWM control function

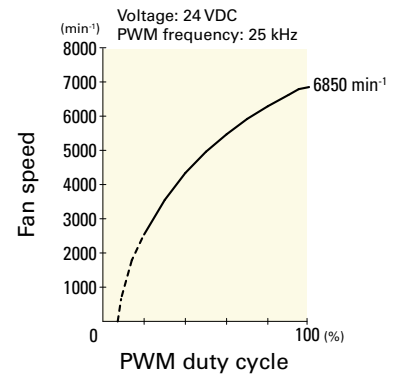
PWM duty cycle



Operating voltage range

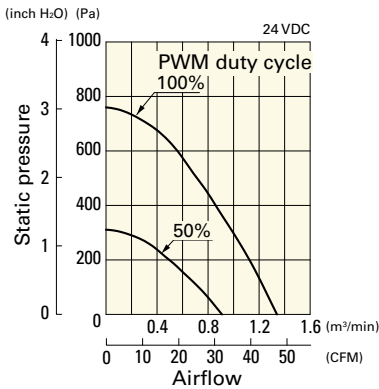


PWM duty - Speed characteristics example

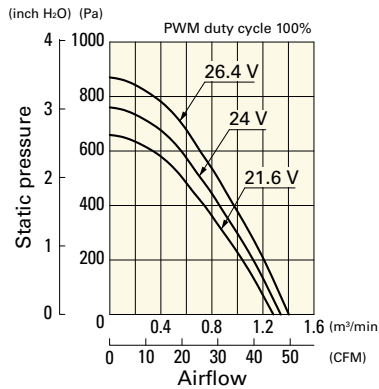


9BMB24P2G01 With pulse sensor with PWM control function

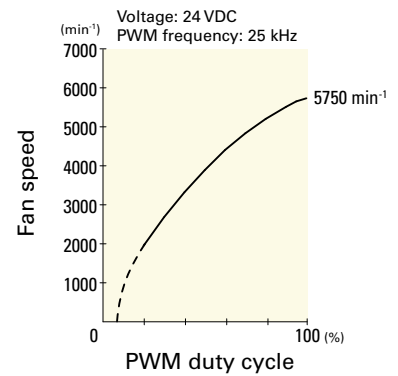
PWM duty cycle



Operating voltage range



PWM duty - Speed characteristics example

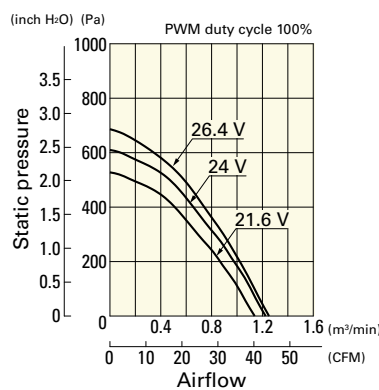


9BMB24P2S01 With pulse sensor with PWM control function

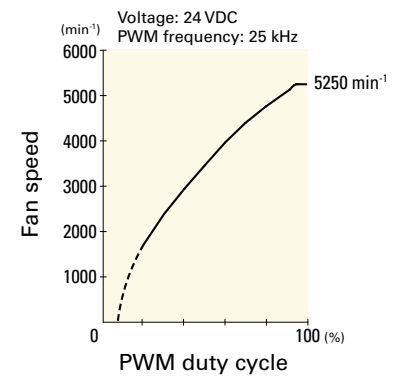
PWM duty cycle



Operating voltage range



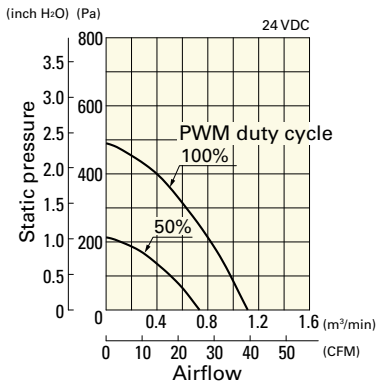
PWM duty - Speed characteristics example



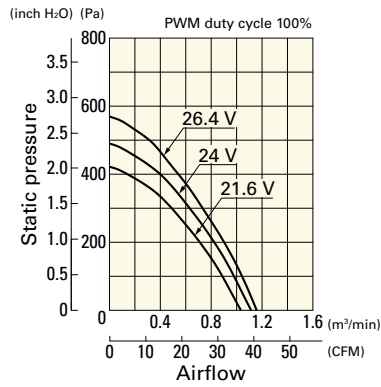
Airflow - Static Pressure Characteristics / PWM Duty - Speed Characteristics Example

9BMB24P2H01 With pulse sensor with PWM control function

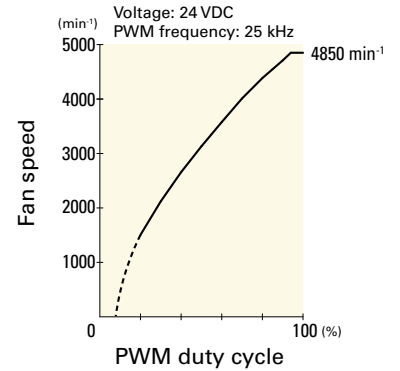
PWM duty cycle



Operating voltage range

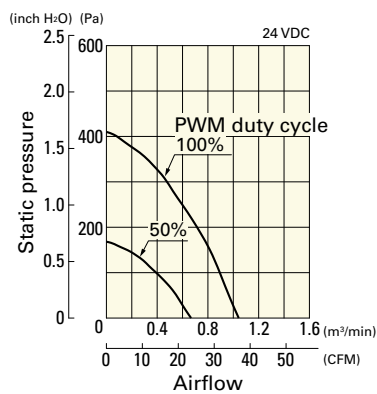


PWM duty - Speed characteristics example

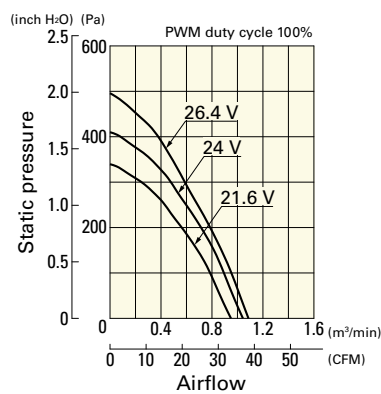


9BMB24P2F01 With pulse sensor with PWM control function

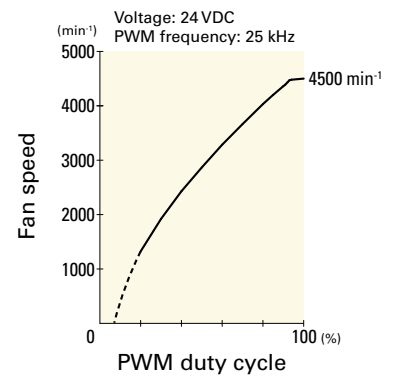
PWM duty cycle



Operating voltage range



PWM duty - Speed characteristics example



9BMB12K201 With pulse sensor

Operating voltage range



9BMB12G201 With pulse sensor

Operating voltage range



9BMB12S201 With pulse sensor

Operating voltage range



9BMB12H201 With pulse sensor

Operating voltage range



9BMB12F201 With pulse sensor

Operating voltage range



9BMB24K201 With pulse sensor

Operating voltage range



Blower 97 mm DC

Airflow - Static Pressure Characteristics

9BMB24G201 With pulse sensor

Operating voltage range



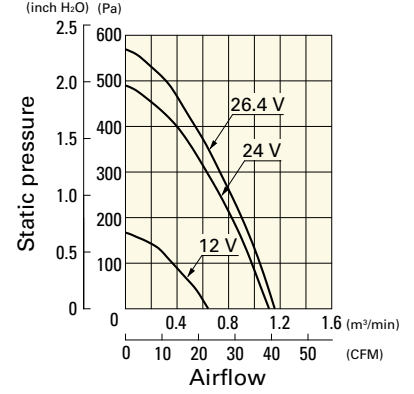
9BMB24S201 With pulse sensor

Operating voltage range



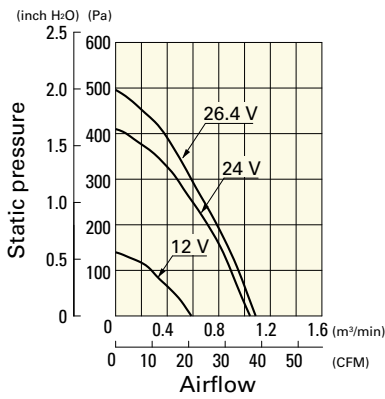
9BMB24H201 With pulse sensor

Operating voltage range

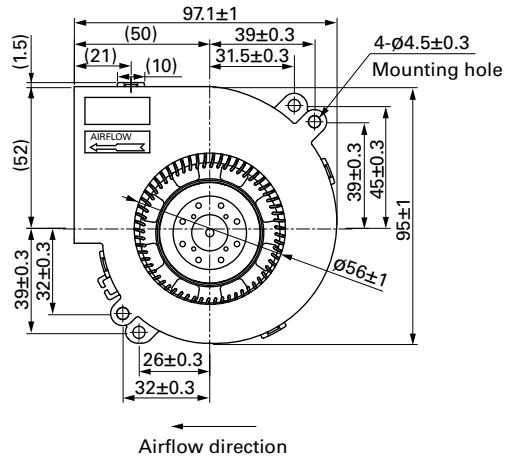
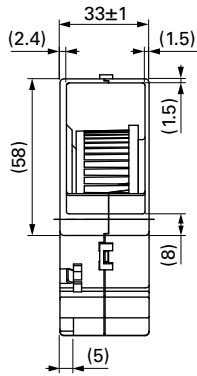


9BMB24F201 With pulse sensor

Operating voltage range



Dimensions (unit: mm) (With pulse sensor with PWM control function)



Данный компонент на территории Российской Федерации

Вы можете приобрести в компании MosChip.

Для оперативного оформления запроса Вам необходимо перейти по данной ссылке:

<http://moschip.ru/get-element>

Вы можете разместить у нас заказ для любого Вашего проекта, будь то серийное производство или разработка единичного прибора.

В нашем ассортименте представлены ведущие мировые производители активных и пассивных электронных компонентов.

Нашей специализацией является поставка электронной компонентной базы двойного назначения, продукции таких производителей как XILINX, Intel (ex.ALTERA), Vicor, Microchip, Texas Instruments, Analog Devices, Mini-Circuits, Amphenol, Glenair.

Сотрудничество с глобальными дистрибьюторами электронных компонентов, предоставляет возможность заказывать и получать с международных складов практически любой перечень компонентов в оптимальные для Вас сроки.

На всех этапах разработки и производства наши партнеры могут получить квалифицированную поддержку опытных инженеров.

Система менеджмента качества компании отвечает требованиям в соответствии с ГОСТ Р ИСО 9001, ГОСТ РВ 0015-002 и ЭС РД 009

Офис по работе с юридическими лицами:

105318, г.Москва, ул.Щербаковская д.3, офис 1107, 1118, ДЦ «Щербаковский»

Телефон: +7 495 668-12-70 (многоканальный)

Факс: +7 495 668-12-70 (доб.304)

E-mail: info@moschip.ru

Skype отдела продаж:

moschip.ru

moschip.ru_4

moschip.ru_6

moschip.ru_9