

DATA SHEET

NEGATIVE TEMPERATURE COEFFICIENT MONITOR/SPS/FAX

NT series

RoHS compliant & Halogen free




Product specification— February 27, 2019 V.0



NTC Thermistors Data Sheet

Features

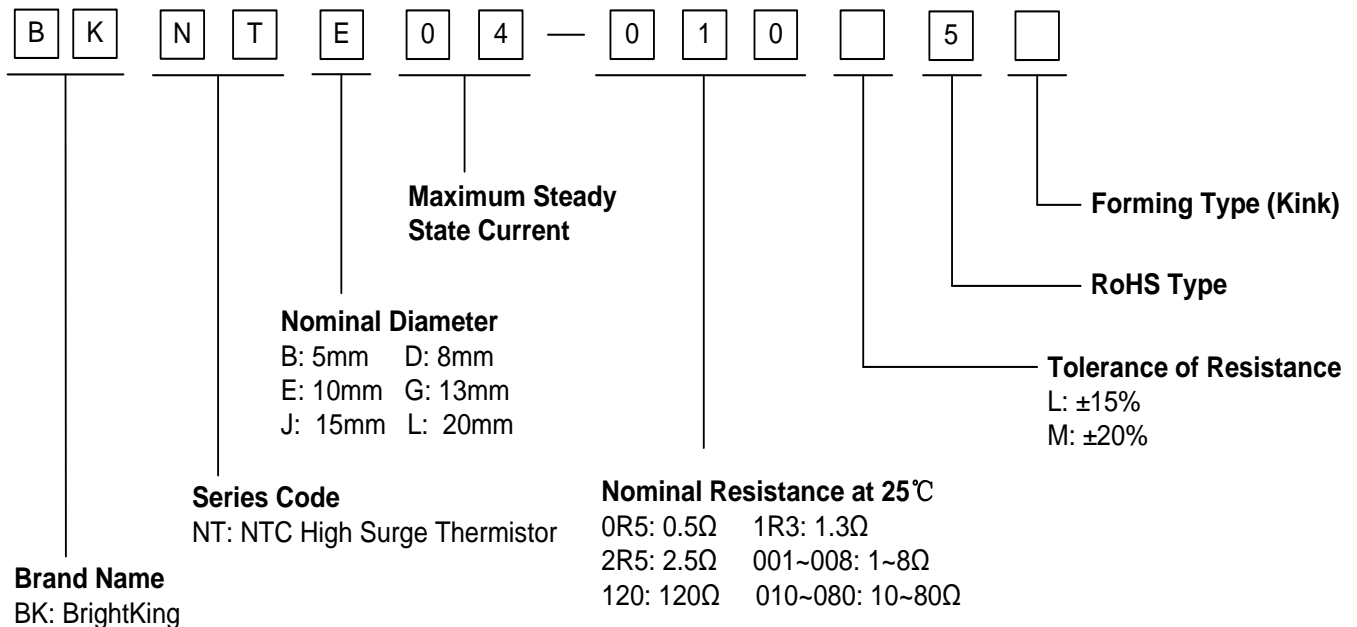
- Effectively restrain surge
- Low power loss under the stable state
- Over-current wide control range and fast response
- Thermal and electrical characteristics with high stability
- Wide range of electrical specifications
- RoHS & Halogen Free (HF) compliant
- Safety certification: UL: E133510



Applications

- Monitor, Sps, Fax, Telecom, Adaptor etc.
- Power supply, Communications equipment etc.

Part Number Code



Marking

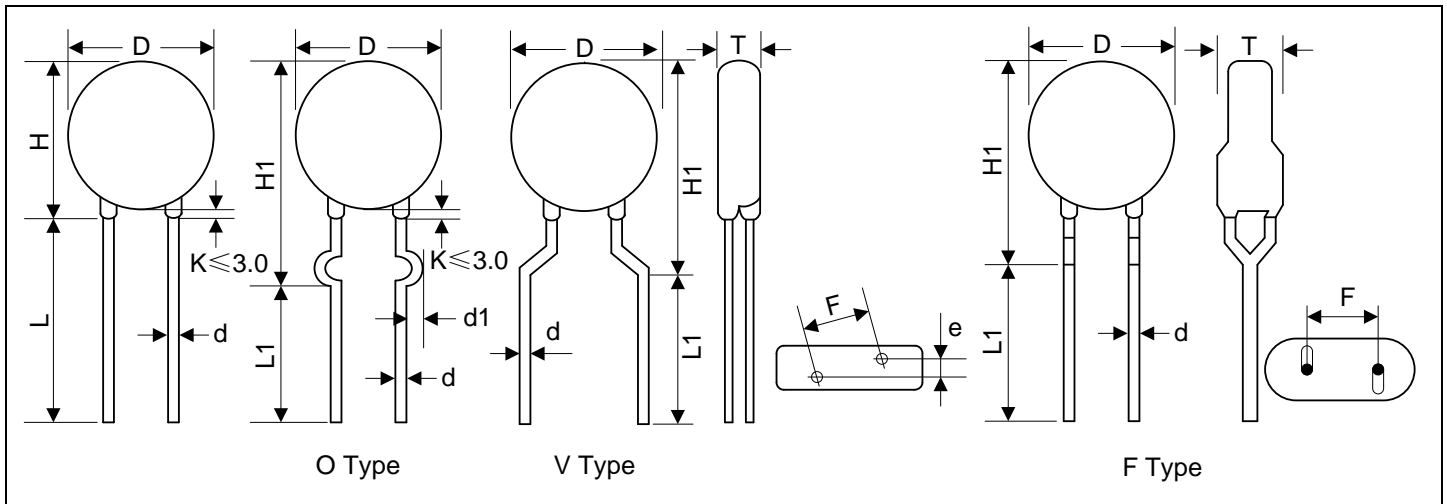
5Φ Series:

- ① I_{max}
- ② Nominal Diameter
- ③ Date Code: Year
- ④ Resistance at 25°C
- ⑤ Product Line Code
- ⑥ Date Code: Week

8Φ~20Φ Series:

- ① Brightking Logo
- ② Date code: Year
- ③ I_{max}
- ④ Nominal Diameter
- ⑤ Date Code: Week
- ⑥ Zero Power Resistance at 25°C
- ⑦ Product Line Code

Dimensions (Unit: mm)



Disc Φ	D	H	H1	L (Min.)	L1 (Min.)	d (±0.02)	d1 (±0.4)	T	F (±0.8)	e (±0.5)
5(B)	5.0~7.0	/	5.5~10.0	/	15	0.60	1.4	3.5~5.5	5.0	1.6
8(D)	8.0~10.5	8.5~12.0	10.0~14.0	20.0	15	0.80	1.4	3.5~5.5	5.0	2.0
10(E)	10.0~13.0	10.5~14.0	13.0~18.0	20.0	15	0.80	1.4	3.5~6.0	5.0	2.1
13(G)	13.0~15.5	13.5~18.0	16.0~22.0	20.0	15	1.00	1.6	3.5~6.0	7.5	2.9
15(J)	15.0~17.5	15.5~21.0	18.0~25.0	20.0	15	1.00	1.6	4.0~6.5	7.5	3.1
20(L)	20.0~24.0	20.5~28.0	24.0~32.0	20.0	15	1.00	1.6	4.5~7.5	7.5	3.6

Remarks: "V" type lead is the default lead shape for 5D products, normal straight lead shape for others.

Electrical Characteristics

Nominal Diameter (mm)	Part Number	Zero Power Resistance at 25°C	Maximum Steady State Current at 25°C	Typical value		Recommend Capacitance 240Vac (μF)	Maximum Steady Power (W)	Operating Temperature Range (°C)
				Thermal Time Constant (s)	Thermal Dissipation Constant (mW/°C)			
				(Ω)	(A)			
5(B)	BKNTB02-005□5	5	2	35	7	30	1.5	-40~+170
	BKNTB01-010□5	10	1	35	7	30	1.5	-40~+170
	BKNTB02-006□5	6	2	35	7	30	1.5	-40~+170
	BKNTB02-007□5	7	2	35	7	30	1.5	-40~+170
	BKNTB02-008□5	8	2	35	7	30	1.5	-40~+170
	BKNTB02-009□5	9	2	35	7	30	1.5	-40~+170
	BKNTB02-010□5	10	2	35	7	30	1.5	-40~+170
	BKNTB01-012□5	12	1	35	7	30	1.5	-40~+170
	BKNTB02-012□5	12	2	35	7	30	1.5	-40~+170
	BKNTBR25-045□5	45	0.25	35	7	30	1.5	-40~+170
8(D)	BKNTD04-003□5	3	4	48	12	120	2.3	-40~+170
	BKNTD04-004□5	4	4	48	12	120	2.3	-40~+170
	BKNTD04-005□5	5	4	48	9	120	2.3	-40~+170
	BKNTD04-006□5	6	4	48	9	120	2.3	-40~+170
	BKNTD04-007□5	7	4	48	9	120	2.3	-40~+170
	BKNTD03-008□5	8	3	45	12	120	2.3	-40~+170
	BKNTD03-009□5	9	3	45	12	120	2.3	-40~+170
	BKNTD03-010□5	10	3	45	12	120	2.3	-40~+170
10(E)	BKNTE05-001□5	1	5	59	12	330	2.5	-40~+170
	BKNTE05-002□5	2	5	59	12	330	2.5	-40~+170
	BKNTE05-003□5	3	5	59	12	330	2.5	-40~+170
	BKNTE04-005□5	5	4	59	12	330	2.5	-40~+170
	BKNTE04-006□5	6	4	59	12	330	2.5	-40~+170
	BKNTE04-007□5	7	4	59	12	330	2.5	-40~+170
	BKNTE04-008□5	8	4	59	12	330	2.5	-40~+170
	BKNTE04-009□5	9	4	59	12	330	2.5	-40~+170
	BKNTE04-010□5	10	4	59	12	330	2.5	-40~+170
	BKNTE03-011□5	11	3	58	11	230	2.5	-40~+170
	BKNTE03-012□5	12	3	58	11	230	2.5	-40~+170
	BKNTE03-013□5	13	3	58	11	230	2.5	-40~+170
	BKNTE03-014□5	14	3	58	11	230	2.5	-40~+170

NEGATIVE TEMPERATURE COEFFICIENT | NT

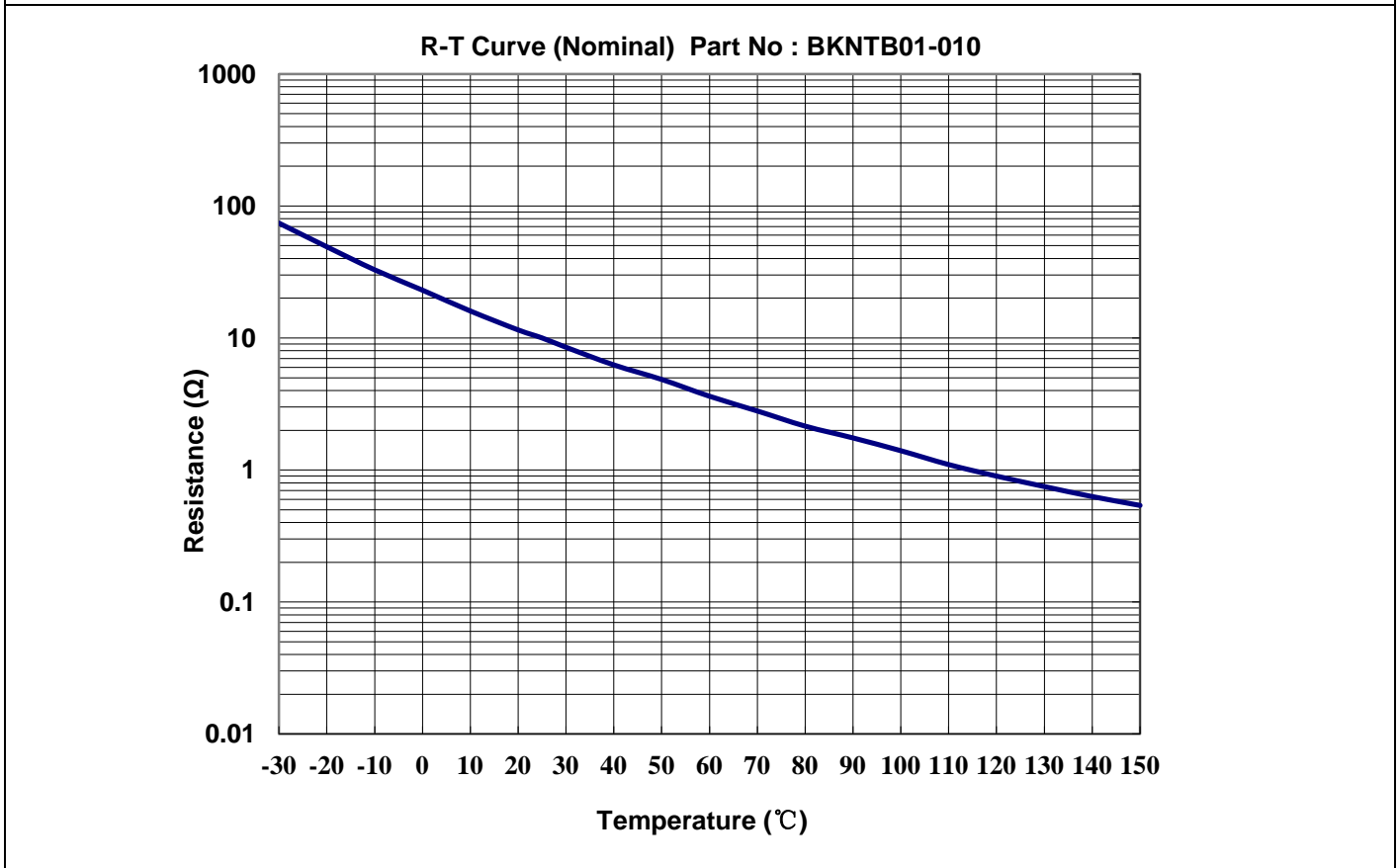
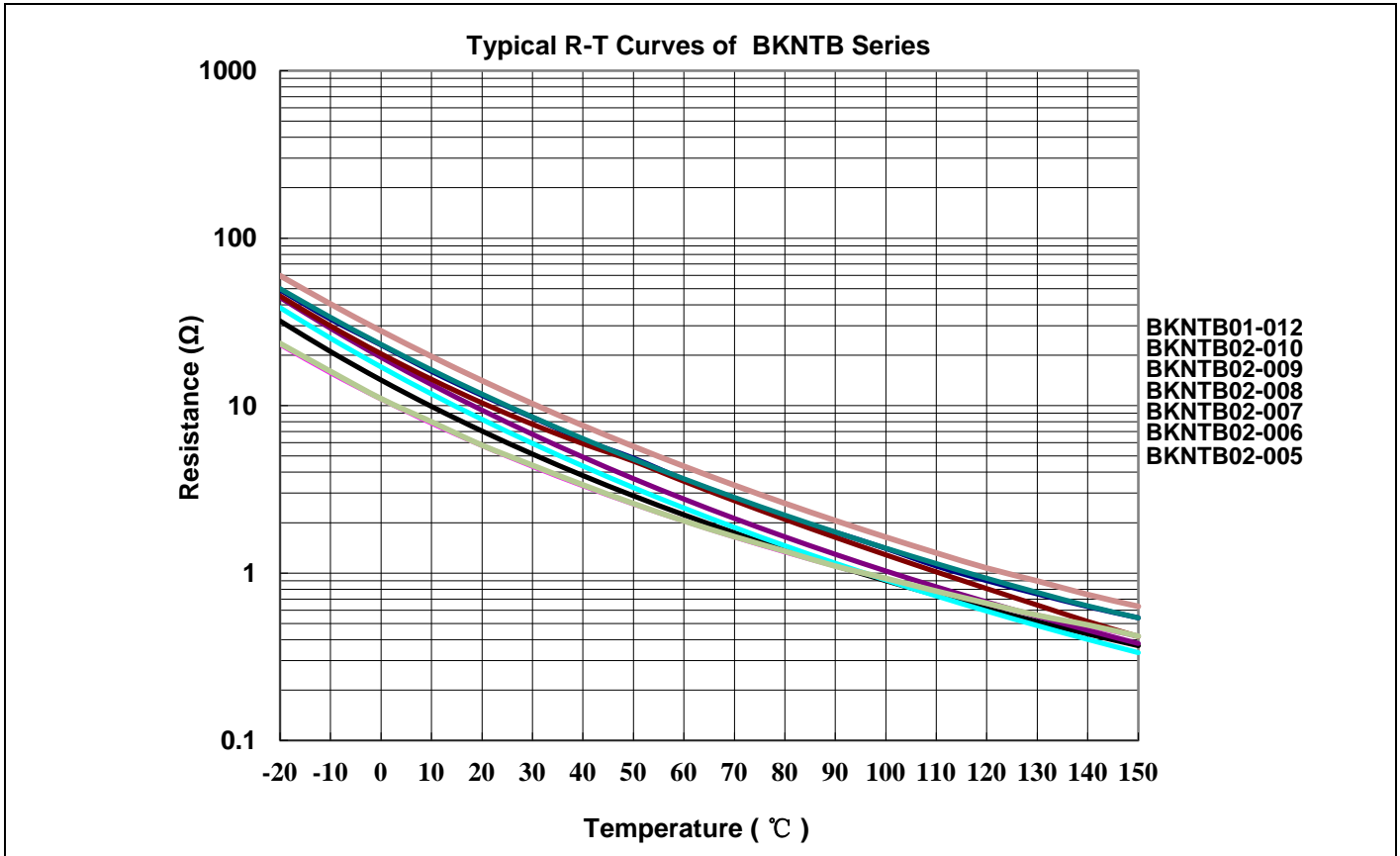
Electrical Characteristics

Nominal Diameter (mm)	Part Number	Zero Power Resistance at 25°C	Maximum Steady State Current at 25°C	Typical value		Recommend Capacitance 240Vac	Maximum Steady Power	Operating Temperature Range
				Thermal Time Constant	Thermal Dissipation Constant			
				(s)	(mW/°C)			
		(Ω)	(A)	(s)	(mW/°C)	(μF)	(W)	(°C)
10(E)	BKNT E03-015□5	15	3	62	11	230	2.5	-40~+170
	BKNT E03-016□5	16	3	62	11	230	2.5	-40~+170
	BKNT E03-017□5	17	3	62	11	230	2.5	-40~+170
	BKNT E03-018□5	18	3	62	11	230	2.5	-40~+170
	BKNT E03-019□5	19	3	62	11	230	2.5	-40~+170
	BKNT E03-020□5	20	3	62	11	230	2.5	-40~+170
	BKNT E03-021□5	21	3	62	11	230	2.5	-40~+170
	BKNT E03-022□5	22	3	62	11	230	2.5	-40~+170
13(G)	BKNT G07-001□5	1	7	85	18	430	3	-40~+200
	BKNT G07-002□5	2	7	85	18	430	3	-40~+200
	BKNT G07-003□5	3	7	85	18	430	3	-40~+200
	BKNT G06-005□5	5	6	93	17	430	3	-40~+200
	BKNT G05-006□5	6	5	90	17	430	3	-40~+200
	BKNT G05-007□5	7	5	80	19	430	3	-40~+200
	BKNT G05-008□5	8	5	91	15	430	3	-40~+200
	BKNT G05-009□5	9	5	89	15	430	3	-40~+200
	BKNT G05-010□5	10	5	87	14	430	3	-40~+200
	BKNT G04-011□5	11	4	87	14	330	3	-40~+200
	BKNT G04-012□5	12	4	87	14	330	3	-40~+200
	BKNT G04-013□5	13	4	87	14	330	3	-40~+200
	BKNT G04-014□5	14	4	87	14	330	3	-40~+200
	BKNT G04-015□5	15	4	87	14	330	3	-40~+200
	BKNT G04-016□5	16	4	87	15	330	3	-40~+200
	BKNT G04-017□5	17	4	87	15	330	3	-40~+200
	BKNT G04-018□5	18	4	87	15	330	3	-40~+200
	BKNT G04-019□5	19	4	87	15	330	3	-40~+200
	BKNT G04-020□5	20	4	87	15	330	3	-40~+200

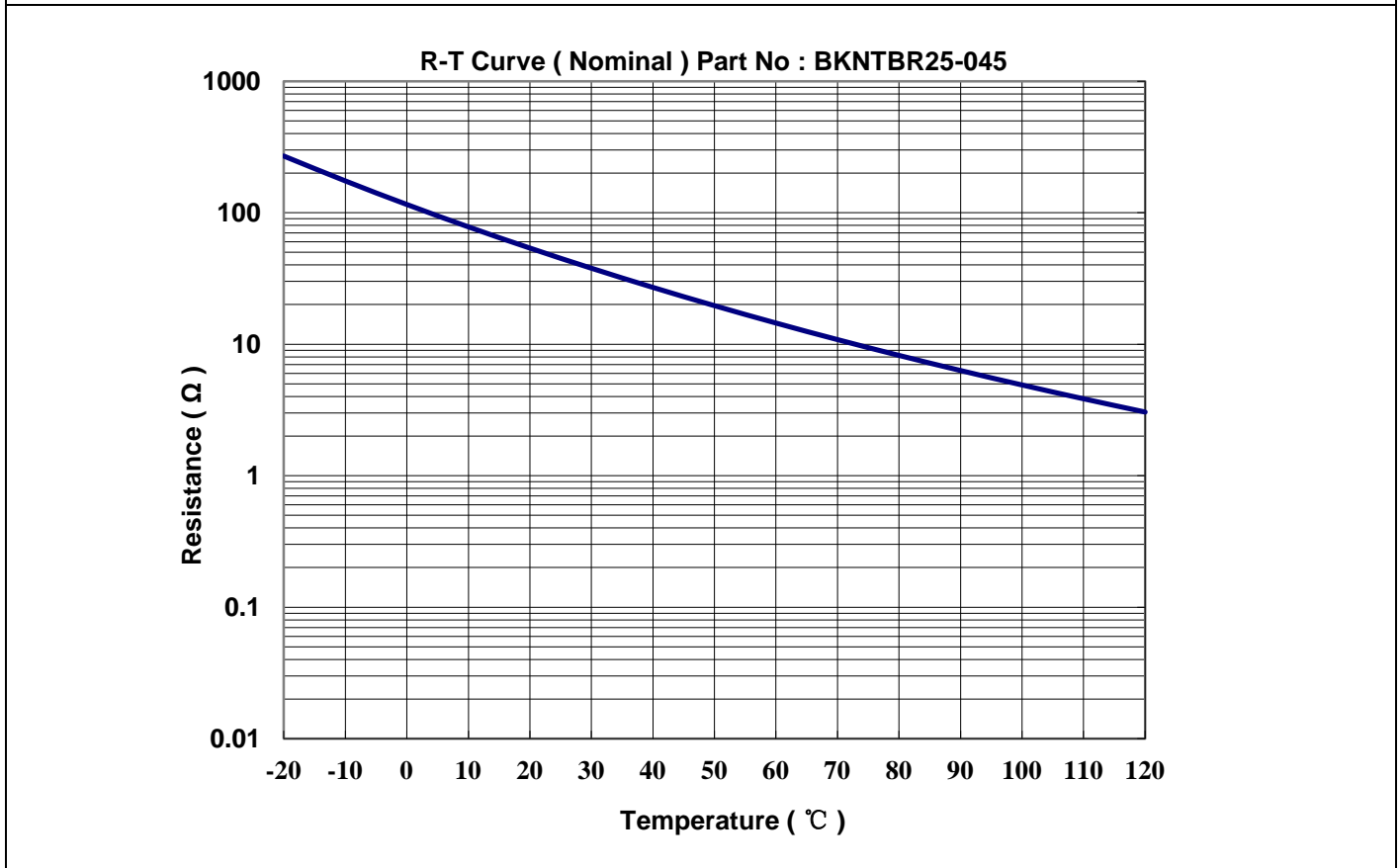
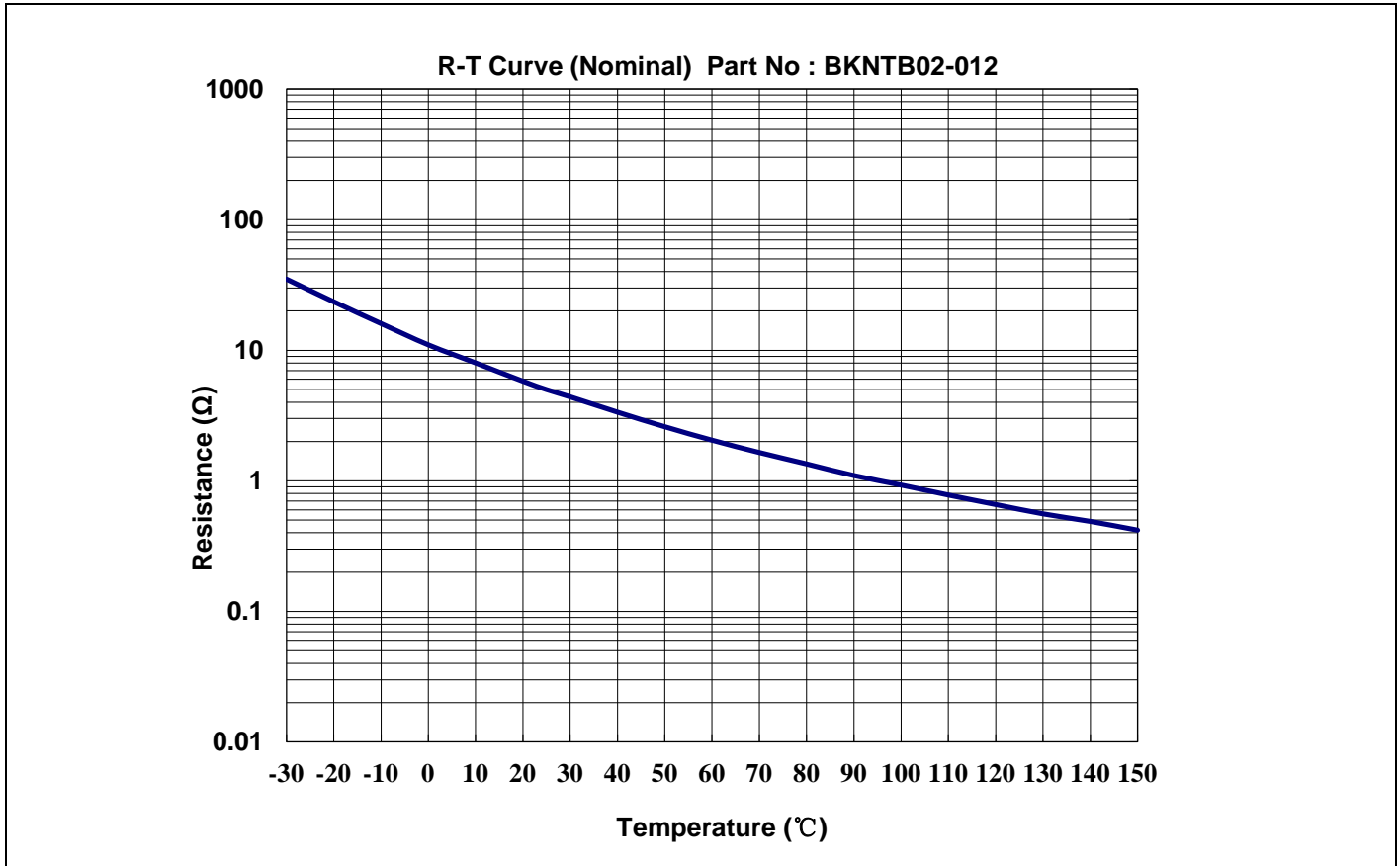
Electrical Characteristics

Nominal Diameter (mm)	Part Number	Zero Power Resistance at 25°C	Maximum Steady State Current at 25°C	Typical value		Recommend Capacitance 240Vac	Maximum Steady Power	Operating Temperature Range
				Thermal Time Constant	Thermal Dissipation Constant			
				(s)	(mW/°C)			
		(Ω)	(A)			(μF)	(W)	(°C)
15(J)	BKNTJ09-001□5	1	9	104	20	640	4	-40~+200
	BKNTJ09-002□5	2	9	104	20	640	4	-40~+200
	BKNTJ09-2R5□5	2.5	9	104	20	640	4	-40~+200
	BKNTJ09-003□5	3	9	106	20	640	4	-40~+200
	BKNTJ08-005□5	5	8	110	20	640	4	-40~+200
	BKNTJ06-008□5	8	6	99	15	640	4	-40~+200
	BKNTJ06-009□5	9	6	99	16	640	4	-40~+200
	BKNTJ06-010□5	10	6	99	19	640	4	-40~+200
	BKNTJ06-011□5	11	6	99	19	560	4	-40~+200
	BKNTJ06-012□5	12	6	99	21	560	4	-40~+200
	BKNTJ06-013□5	13	6	99	19	560	4	-40~+200
	BKNTJ06-014□5	14	6	99	19	560	4	-40~+200
	BKNTJ06-015□5	15	6	99	17	560	4	-40~+200
	BKNTJ04-040□5	40	4	101	20	560	4	-40~+200
20(L)	BKNTL12-0R7□5	0.7	12	160	28	820	5	-40~+200
	BKNTL12-001□5	1	12	160	28	820	5	-40~+200
	BKNTL12-002□5	2	12	160	28	820	5	-40~+200
	BKNTL12-2R5□5	2.5	12	120	24	820	5	-40~+200
	BKNTL12-003□5	3	12	130	24	820	5	-40~+200
	BKNTL10-005□5	5	10	144	24	820	5	-40~+200
	BKNTL10-006□5	6	10	144	24	820	5	-40~+200

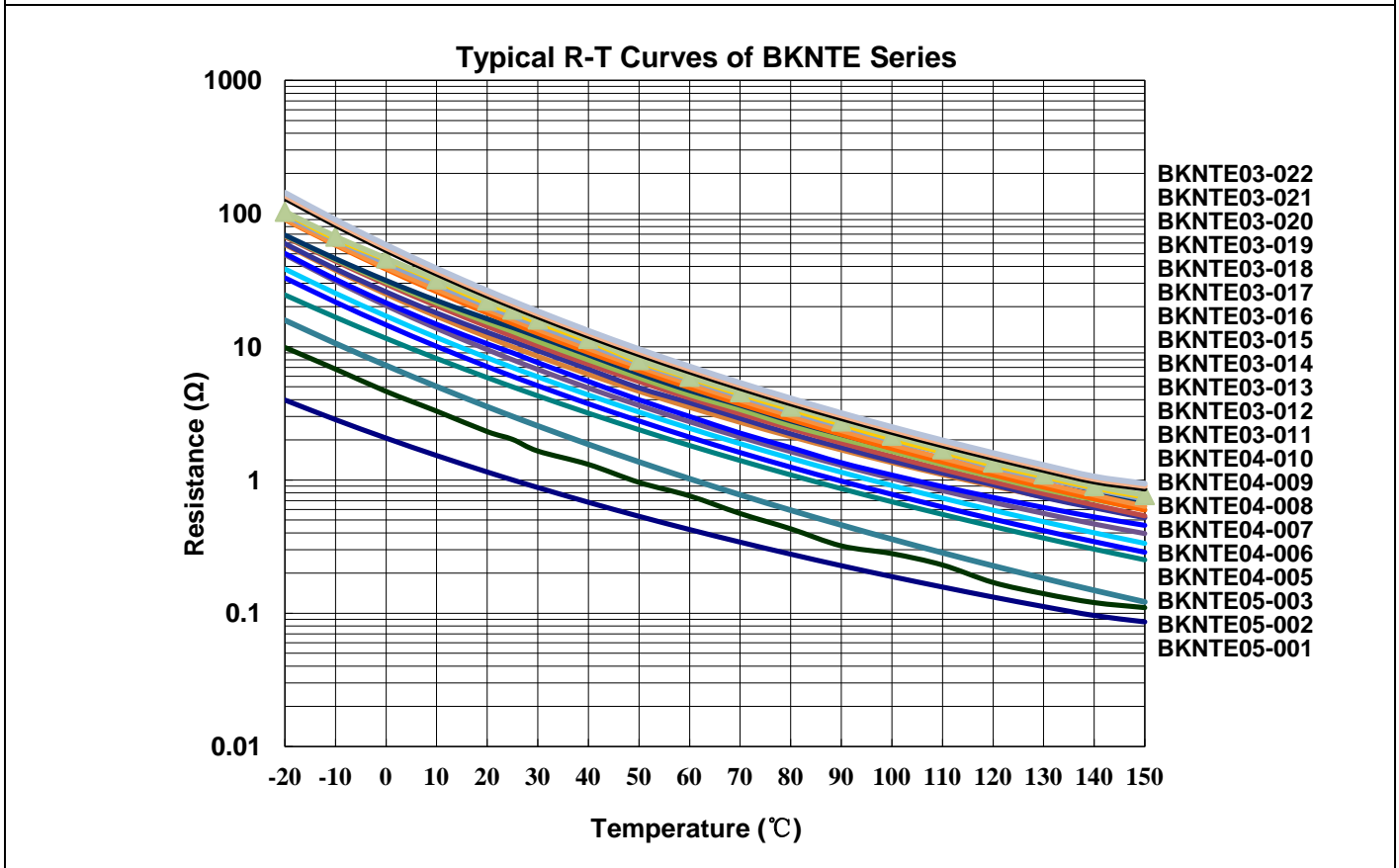
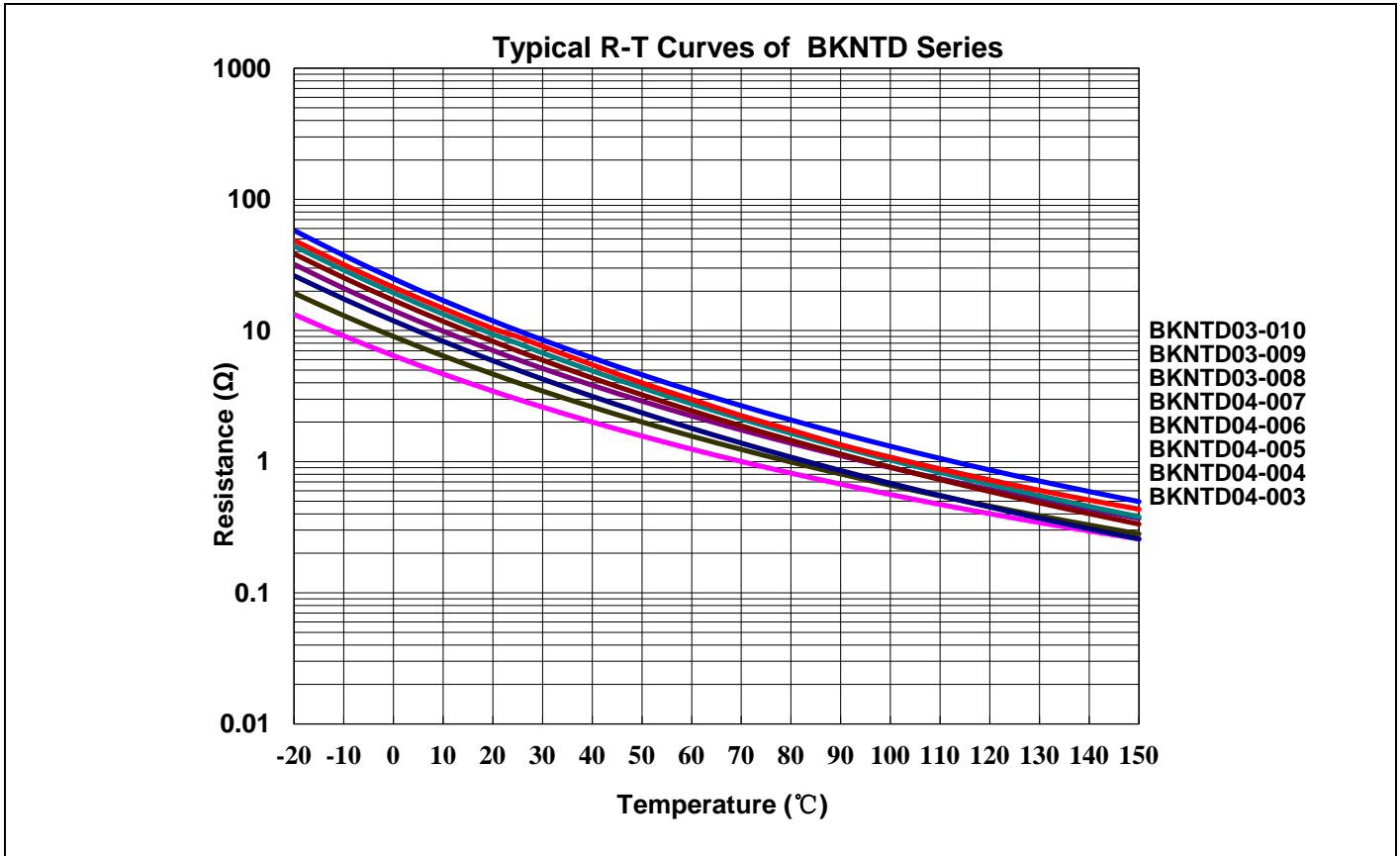
Resistance–Temperature Characteristic Curves



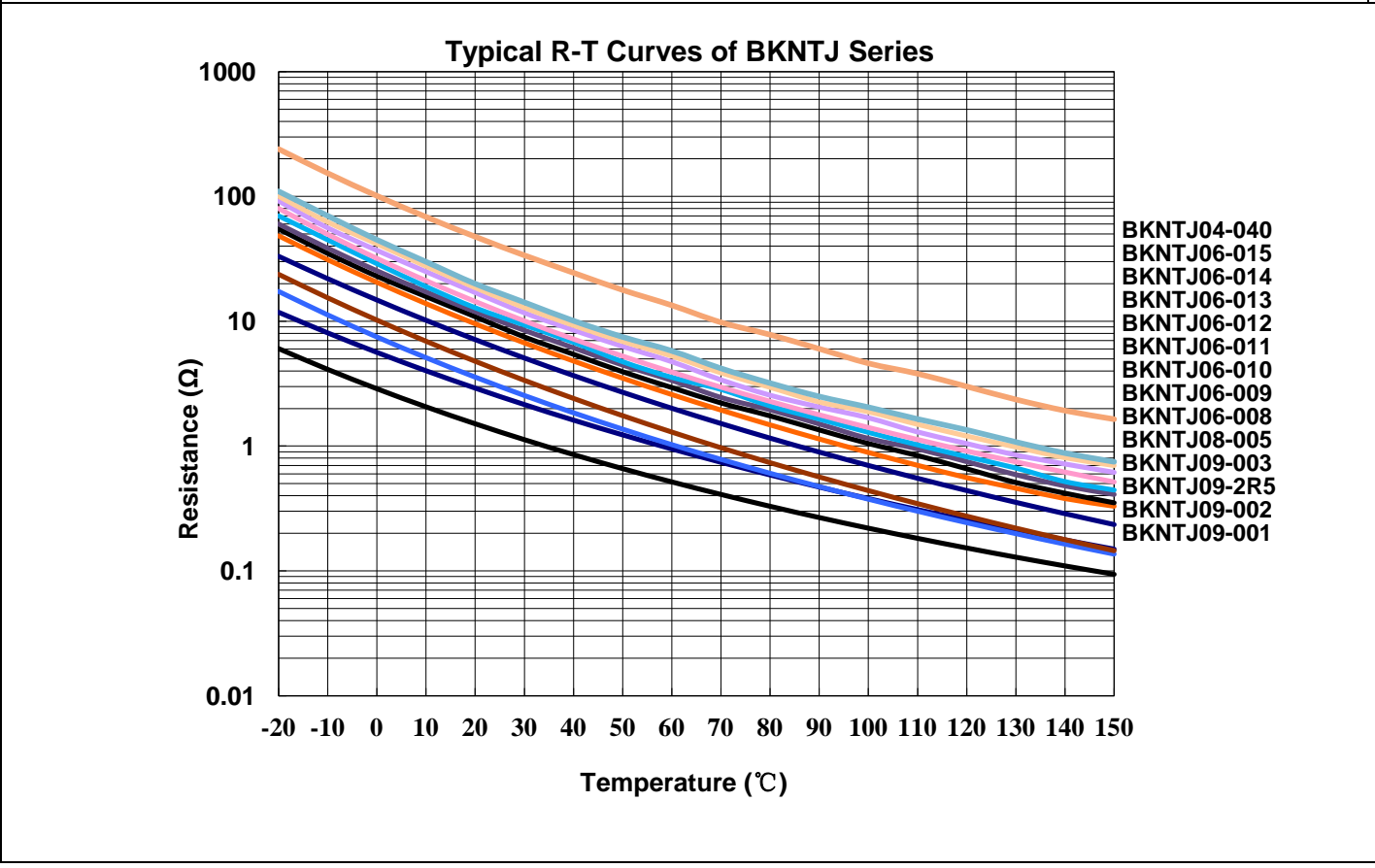
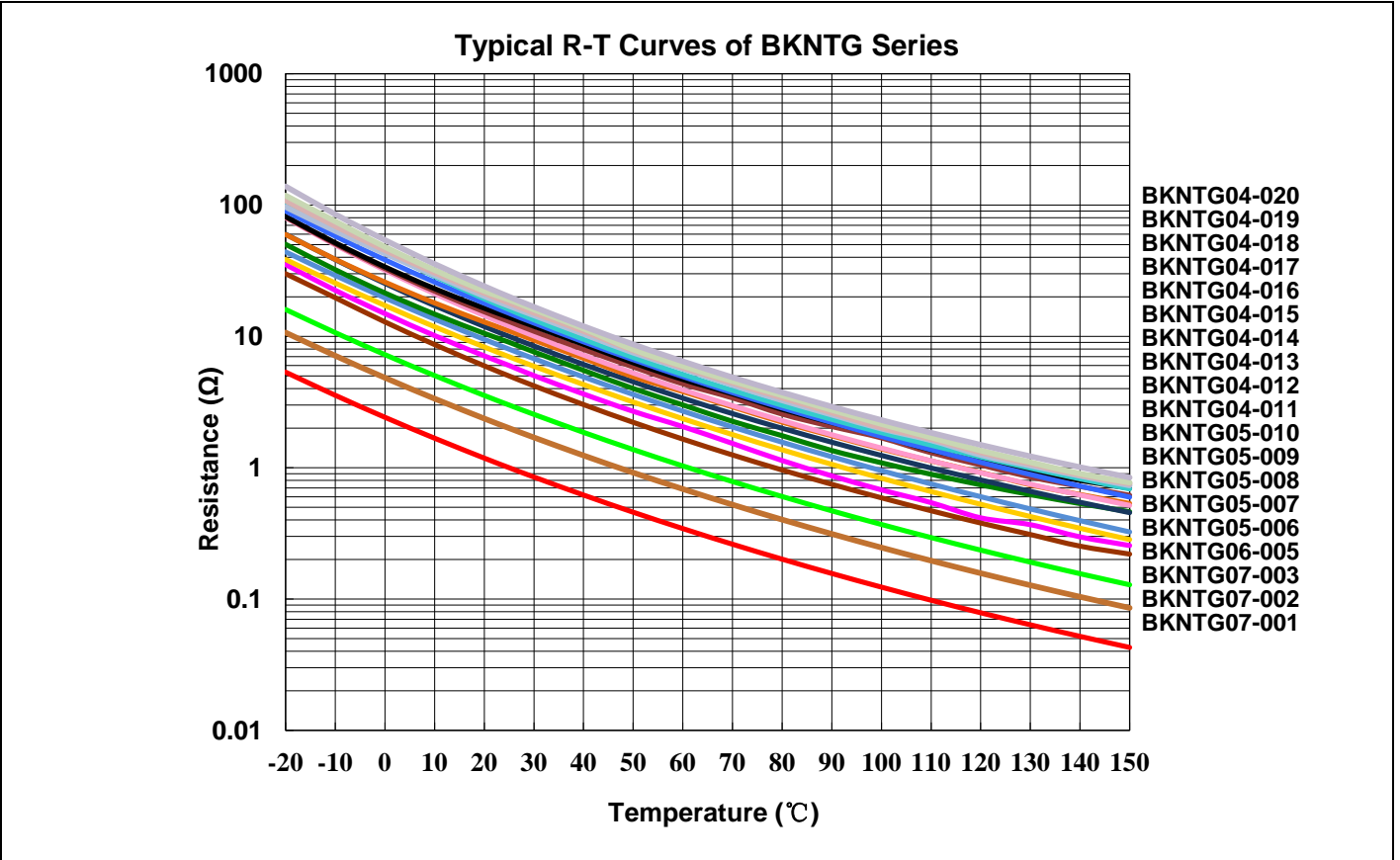
Resistance–Temperature Characteristic Curves



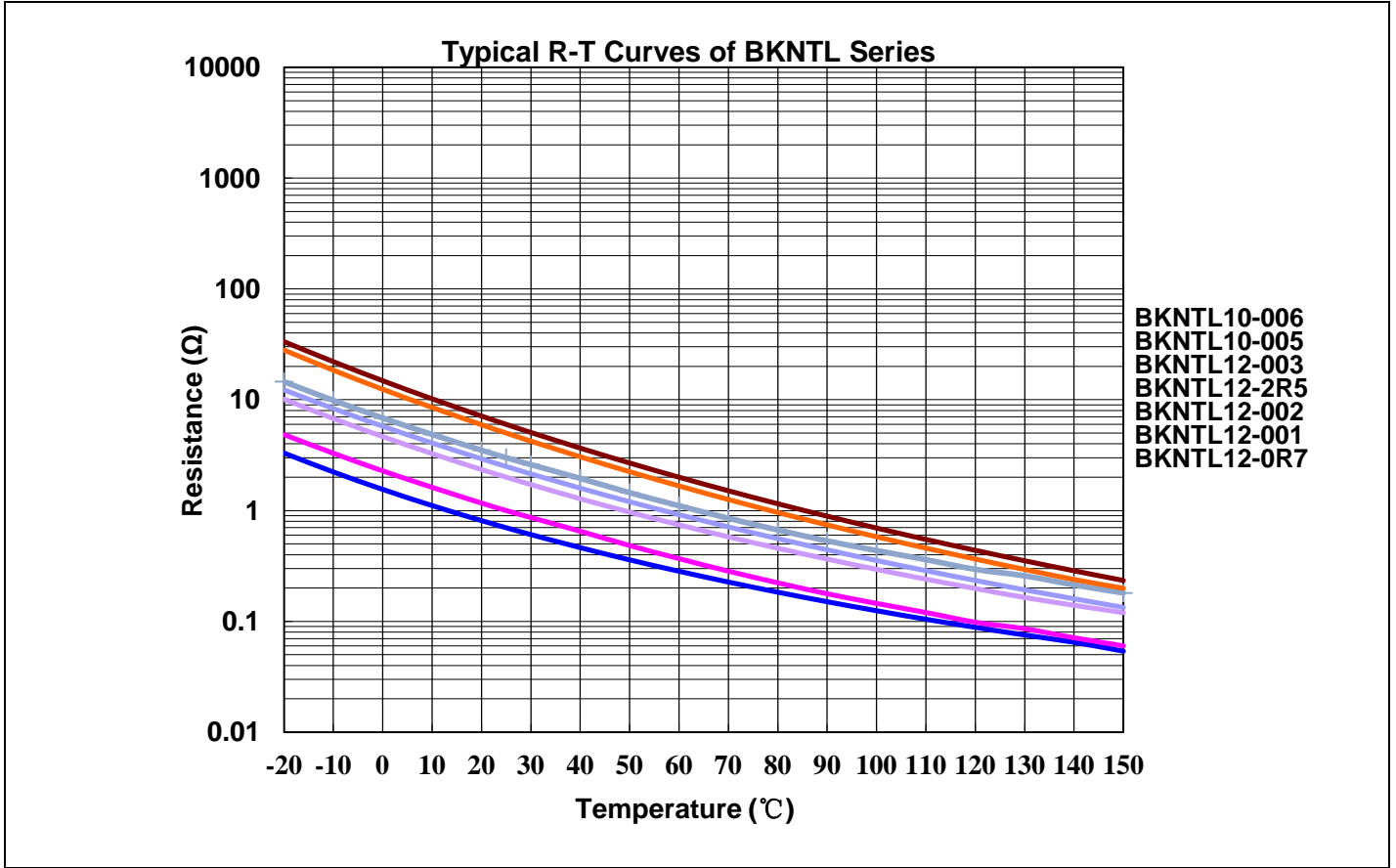
Resistance–Temperature Characteristic Curves



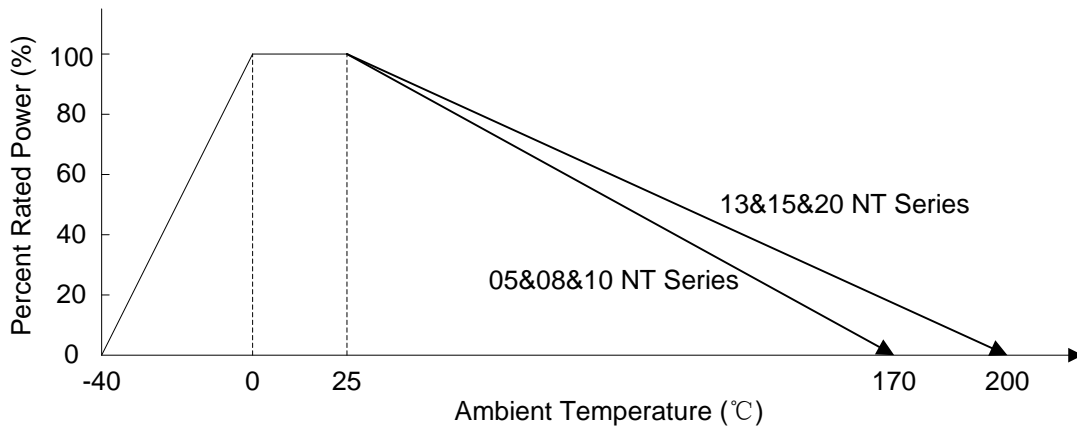
Resistance–Temperature Characteristic Curves



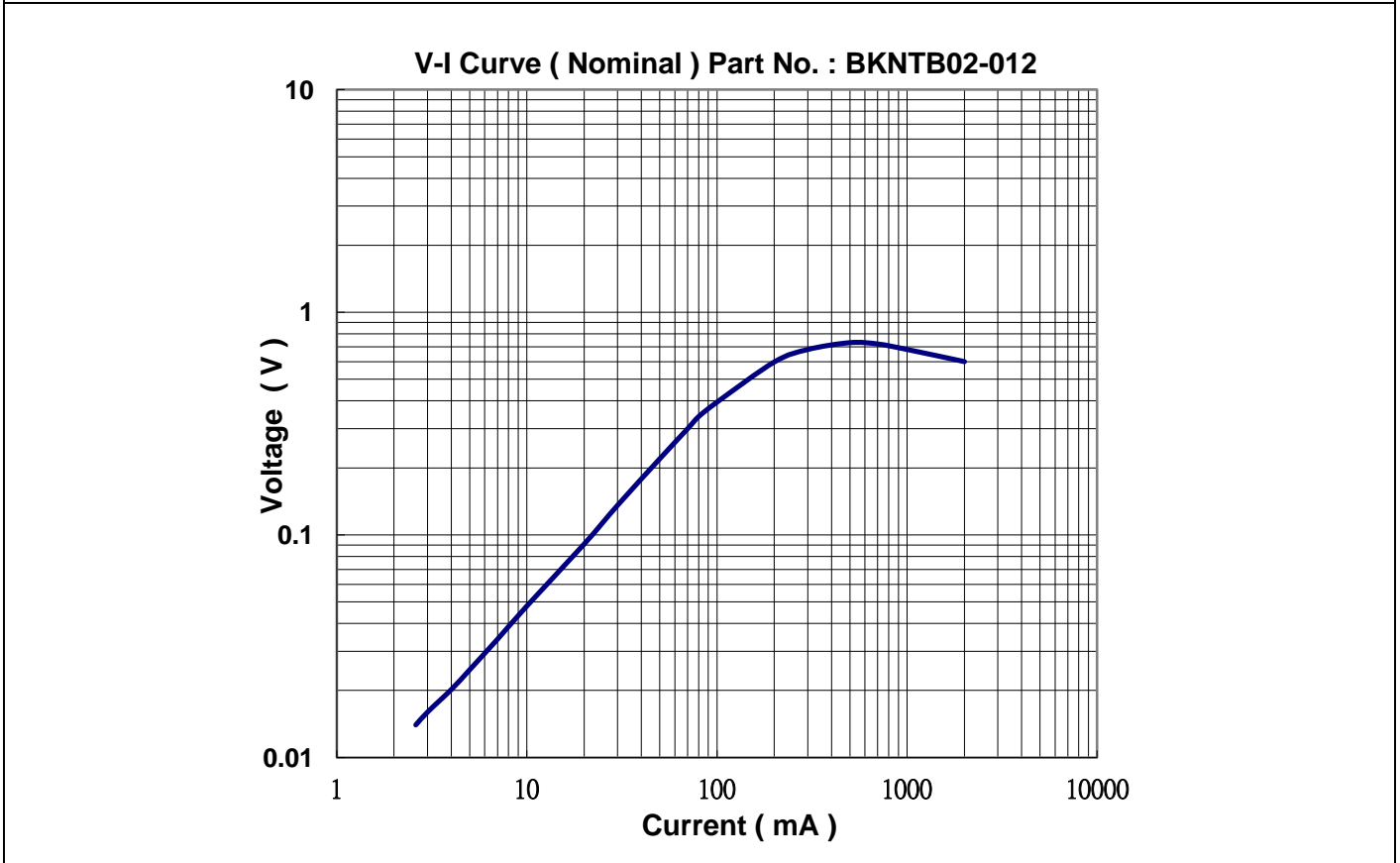
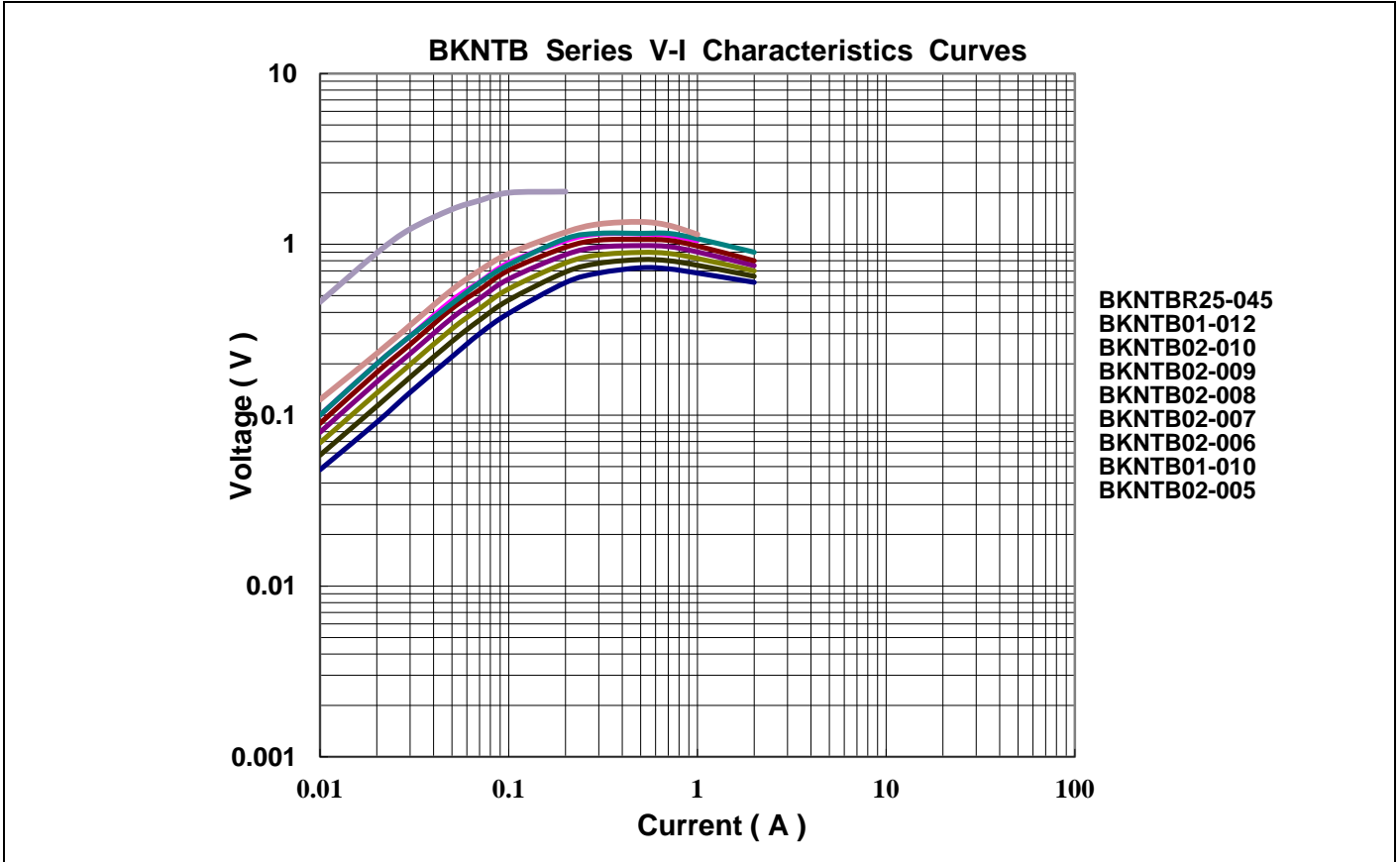
Resistance–Temperature Characteristic Curves



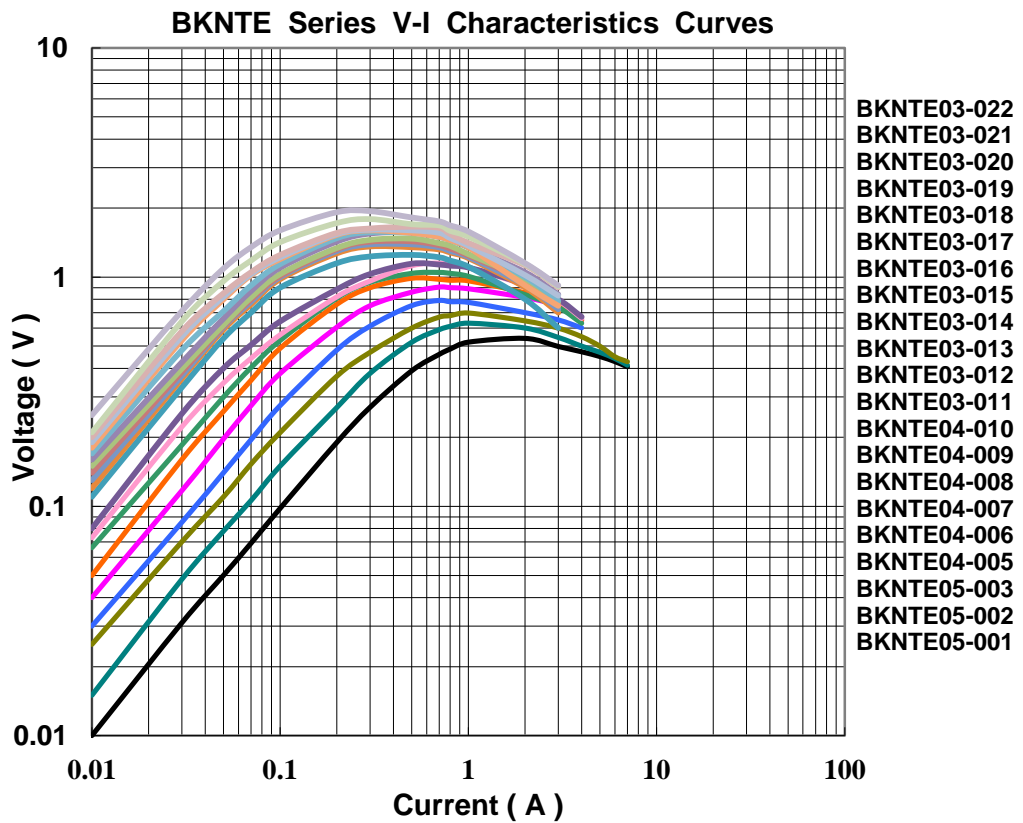
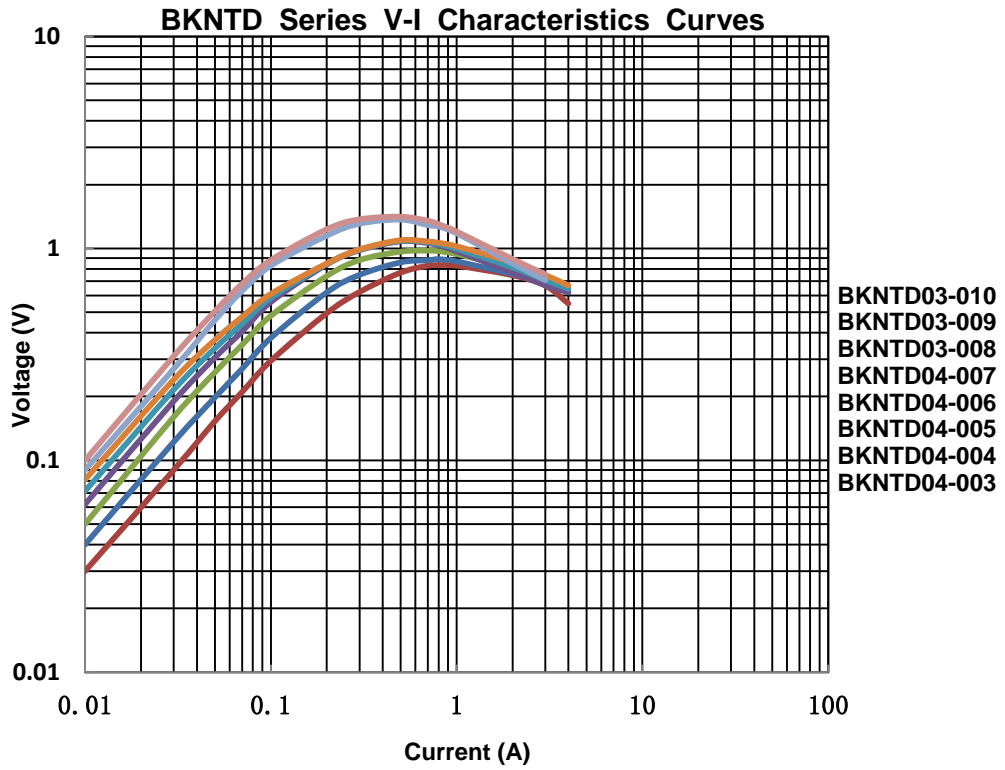
Maximum Power Rating



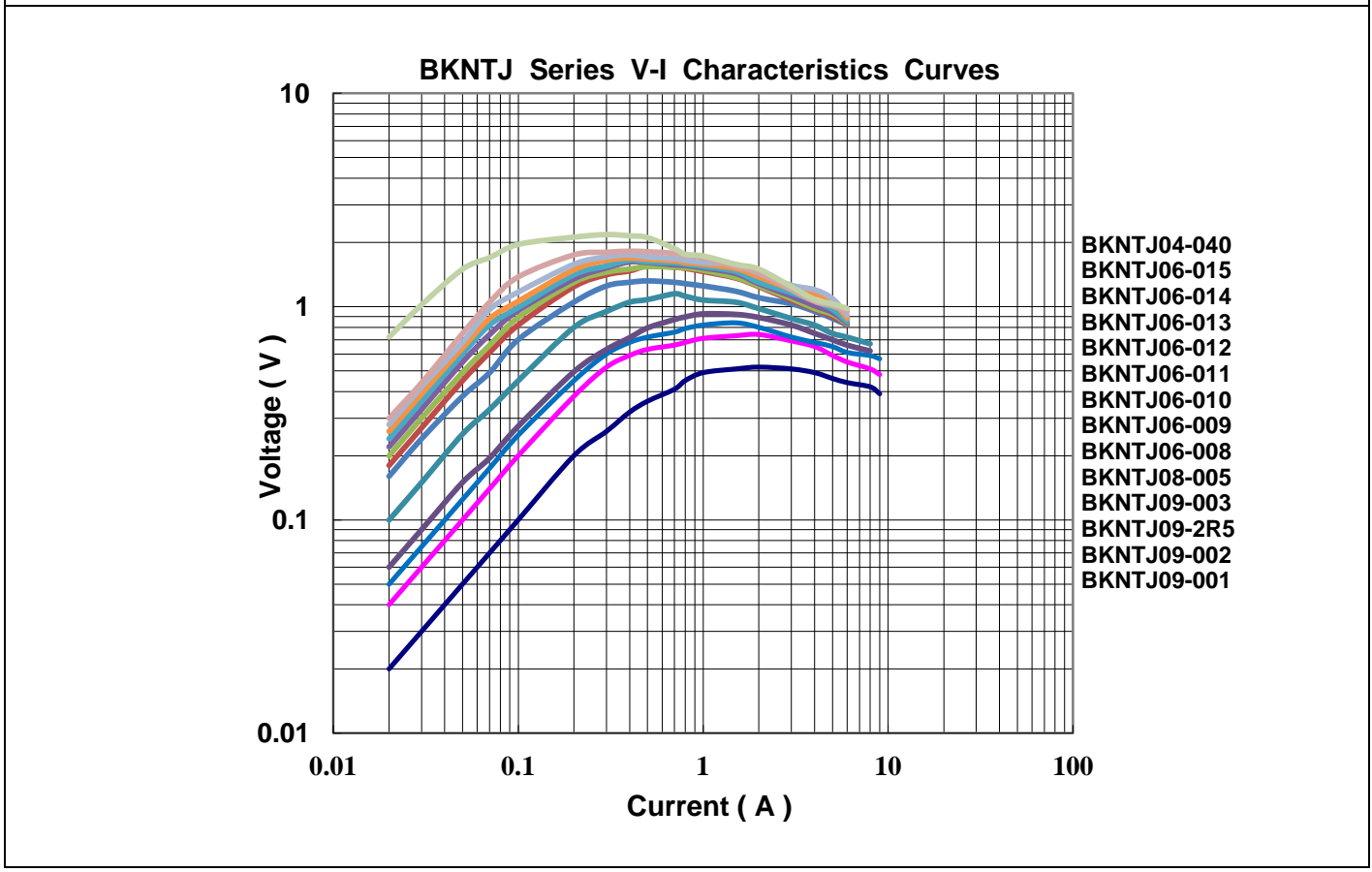
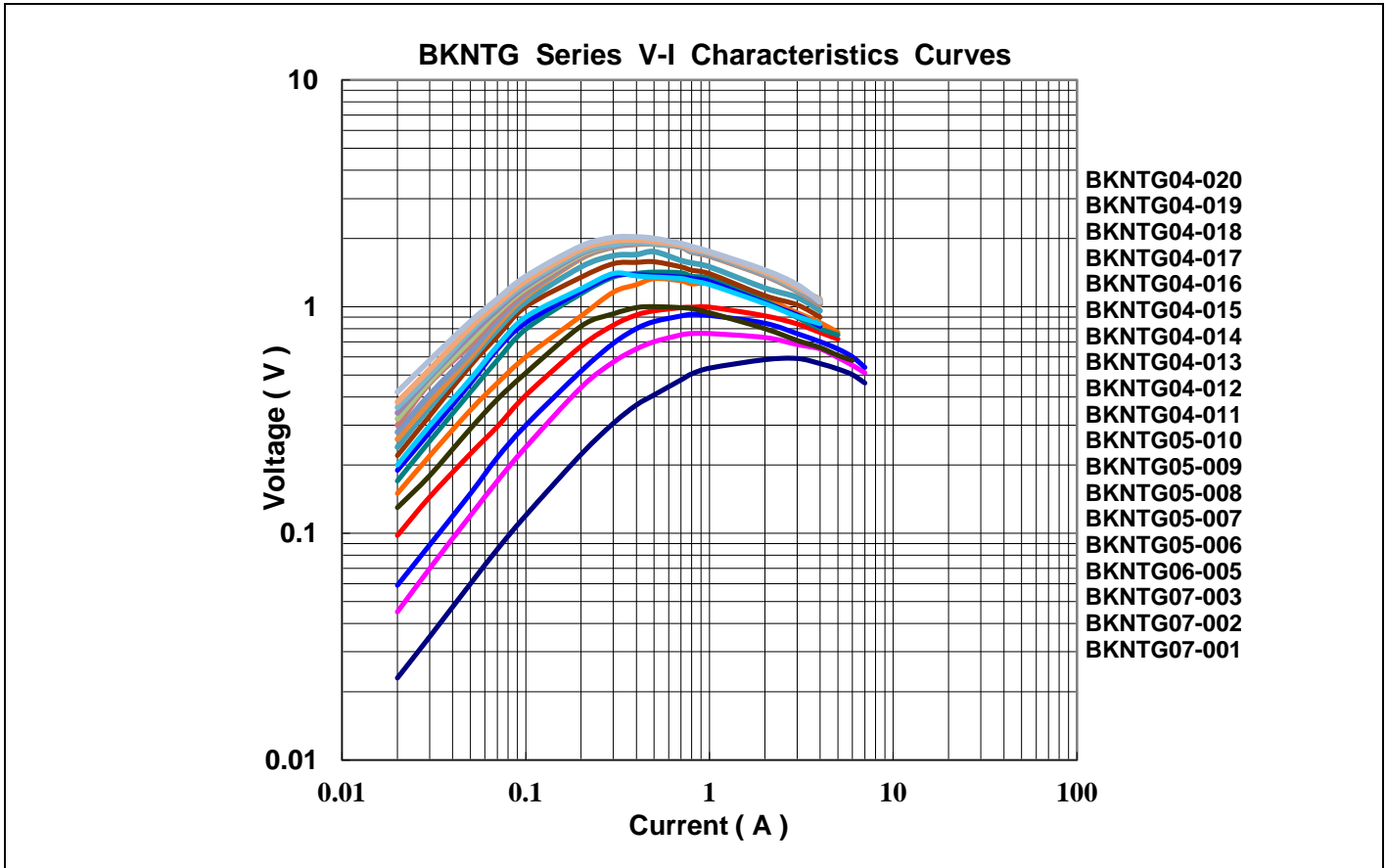
V-I Characteristic Curves



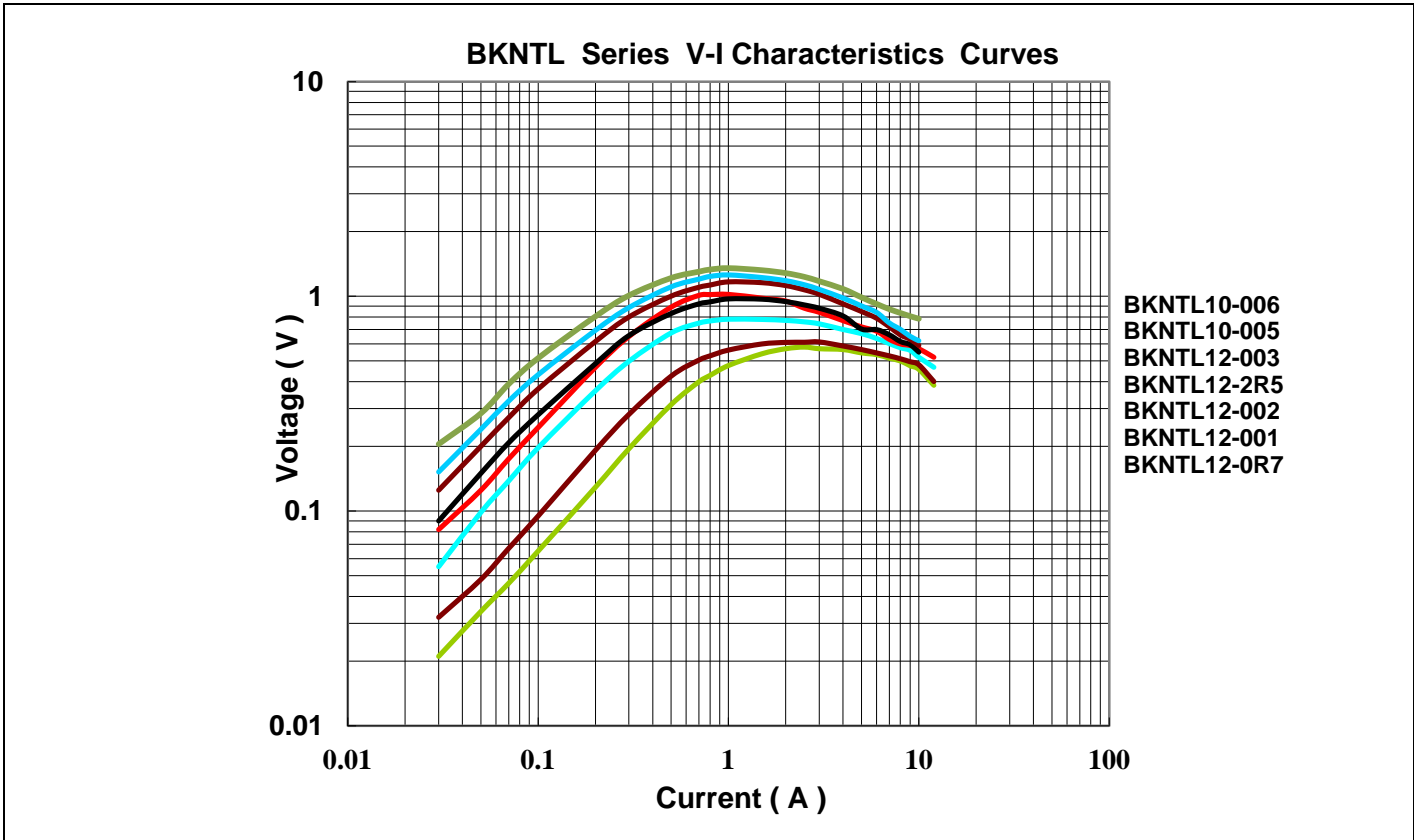
V-I Characteristic Curves



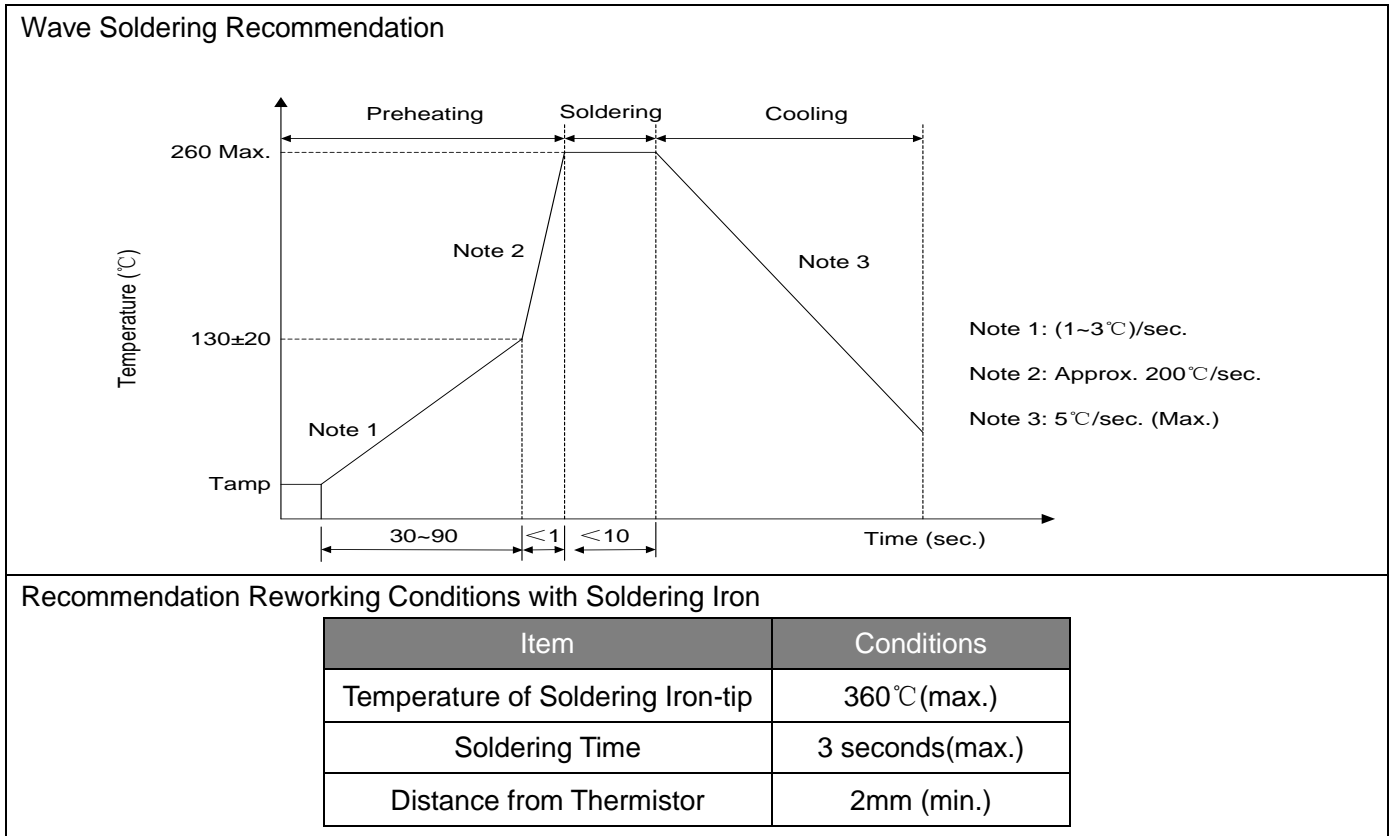
V-I Characteristic Curves



V-I Characteristic Curves

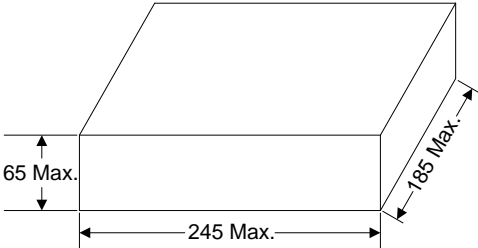


Soldering Recommendation



Packaging

■ Bulk Packing

Bulk (Unit: mm)	Quantity
	1400pcs/box (Φ5)
	1000pcs/box (Φ8、Φ10)
	600pcs/box (Φ13)
	500pcs/box (Φ15)
	300pcs/box (Φ20)

Warehouse Storage Conditions

- Storage temperature: -10°C~+40°C.
- Relative humidity: ≤75%RH.
- Keep away from corrosive atmosphere and sunlight.
- Period of Storage: 1 year.

Данный компонент на территории Российской Федерации

Вы можете приобрести в компании MosChip.

Для оперативного оформления запроса Вам необходимо перейти по данной ссылке:

<http://moschip.ru/get-element>

Вы можете разместить у нас заказ для любого Вашего проекта, будь то серийное производство или разработка единичного прибора.

В нашем ассортименте представлены ведущие мировые производители активных и пассивных электронных компонентов.

Нашей специализацией является поставка электронной компонентной базы двойного назначения, продукции таких производителей как XILINX, Intel (ex.ALTERA), Vicor, Microchip, Texas Instruments, Analog Devices, Mini-Circuits, Amphenol, Glenair.

Сотрудничество с глобальными дистрибьюторами электронных компонентов, предоставляет возможность заказывать и получать с международных складов практически любой перечень компонентов в оптимальные для Вас сроки.

На всех этапах разработки и производства наши партнеры могут получить квалифицированную поддержку опытных инженеров.

Система менеджмента качества компании отвечает требованиям в соответствии с ГОСТ Р ИСО 9001, ГОСТ РВ 0015-002 и ЭС РД 009

Офис по работе с юридическими лицами:

105318, г.Москва, ул.Щербаковская д.3, офис 1107, 1118, ДЦ «Щербаковский»

Телефон: +7 495 668-12-70 (многоканальный)

Факс: +7 495 668-12-70 (доб.304)

E-mail: info@moschip.ru

Skype отдела продаж:

moschip.ru

moschip.ru_4

moschip.ru_6

moschip.ru_9