


Surface Mount Optically Coupled Isolator

4N22U, 4N23U, 4N24U (TX, TXV)
4N47U, 4N48U, 4N49U (TX, TXV)



Features:

- Surface Mount (SM), Leadless Chip Carrier (LCC)
- 1 kV electrical isolation
- Base contact provided for conventional transistor biasing

Description:

Each isolator in this series consists of an infrared emitting diode and a NPN silicon phototransistor, which are mounted in a hermetically sealed Surface Mount, 6 Pin package. Devices are designed for military and/or harsh environments.

The 4N22U, 4N23U and 4N24U (TX, TXV) devices are processed to MIL-PRF-19500/486. The 4N47U, 4N48U and 4N49U (TX, TXV) devices are processed to MIL-PRF-19500/548.

Please contact your local representative or OPTEK for more information.

Applications:

- Military equipment
- High-Reliability environments
- High voltage isolation between input and output
- Electrical isolation in dirty environments
- Industrial equipment
- Medical equipment
- Office equipment

Ordering Information				
Part Number	Isolation Voltage (kV)	I _F (mA) Typ / Max	V _{CE} (Volts) Max	Processing MIL-PRF-195000
4N22U	1	10 / 40	35	486
4N22UTX				
4N22UTXV				
4N23U				
4N23UTX				
4N23UTXV				
4N24U			45	548
4N24UTX				
4N24UTXV				
4N47U				
4N47UTX				
4N47UTXV				
4N48U				
4N48UTX				
4N48UTXV				
4N49U				
4N49UTX				
4N49UTXV				

General Note

TT Electronics reserves the right to make changes in product specification without notice or liability. All information is subject to TT Electronics' own data and is considered accurate at time of going to print.

OPTEK Technology, Inc.
1645 Wallace Drive, Carrollton, TX 75006 | Ph: +1 972 323 2200
www.optekinc.com | www.ttelectronics.com

Surface Mount Optically Coupled Isolator

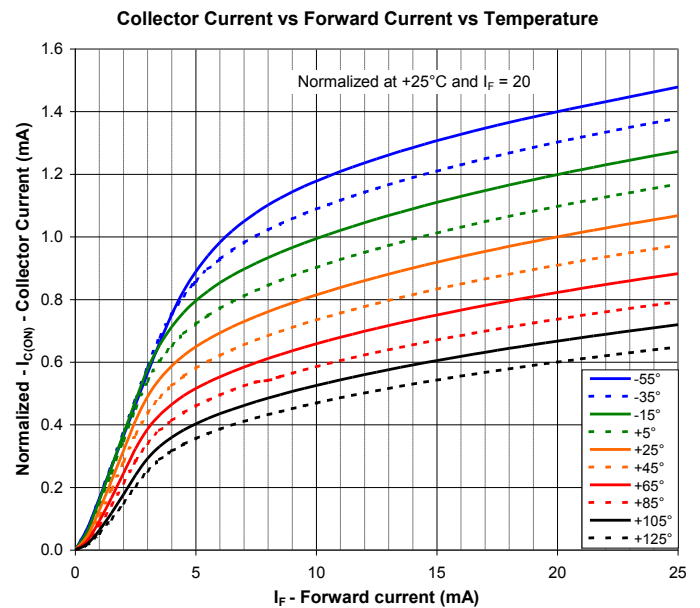
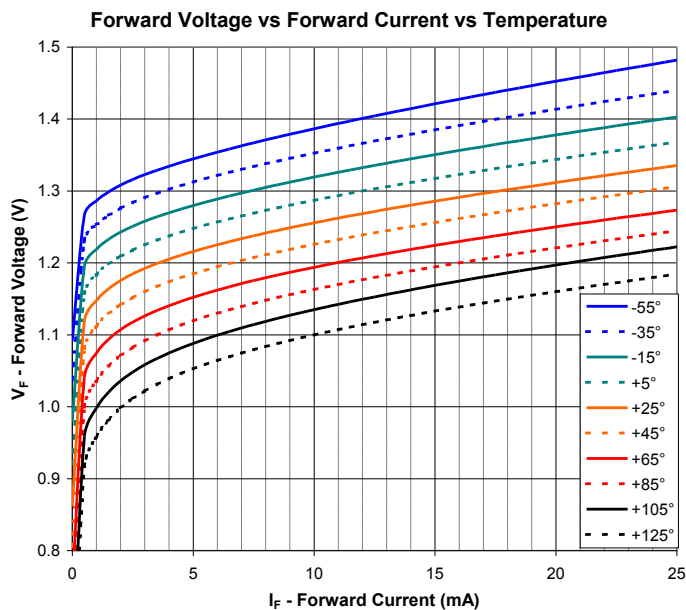
4N22U, 4N23U, 4N24U (TX, TXV)
4N47U, 4N48U, 4N49U (TX, TXV)



Absolute Maximum Ratings ($T_A = 25^\circ\text{C}$ unless otherwise noted)	
Storage Temperature	-65° C to +150° C
Operating Temperature	-55° C to +125° C
Input-to-Output Isolation Voltage ⁽¹⁾	± 1 kVDC
Lead Soldering Temperature (1/16" (1.6 mm) from case for 5 seconds with soldering iron) ⁽²⁾	260° C
Input Diode	
Forward DC Current ⁽³⁾	50 mA
Reverse DC Voltage	2 V
Power Dissipation ⁽⁴⁾	100 mW
Output Photosensor	
Collector-Emitter Voltage	35 V
Emitter-Collector Voltage	7.0 V
Power Dissipation ⁽⁵⁾	300 mW

Notes:

- (1) Measured with input leads shorted together and output leads shorted together. Typical input/output capacitance is 0.06 pF.
- (2) RMA flux is recommended. The duration can be extended to 10 seconds maximum when flow soldering.
- (3) Derate linearly 0.67 mW/°C above 65°C.
- (4) Derate linearly 0.83 mW/°C above 25°C.
- (5) Derate linearly 1.67 mW/°C above 25°C.



General Note

TT Electronics reserves the right to make changes in product specification without notice or liability. All information is subject to TT Electronics' own data and is considered accurate at time of going to print.

OPTEK Technology, Inc.
1645 Wallace Drive, Carrollton, TX 75006 | Ph: +1 972 323 2200
www.optekinc.com | www.ttelectronics.com

Surface Mount Optically Coupled Isolator

4N22U, 4N23U, 4N24U (TX, TXV)
4N47U, 4N48U, 4N49U (TX, TXV)



Electrical Characteristics (T_A = 25° C unless otherwise noted)

SYMBOL	PARAMETER	MIN	TYP	MAX	UNITS	TEST CONDITIONS
--------	-----------	-----	-----	-----	-------	-----------------

Input LED

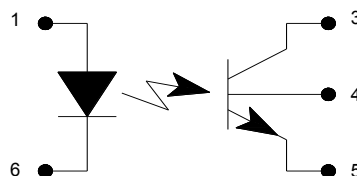
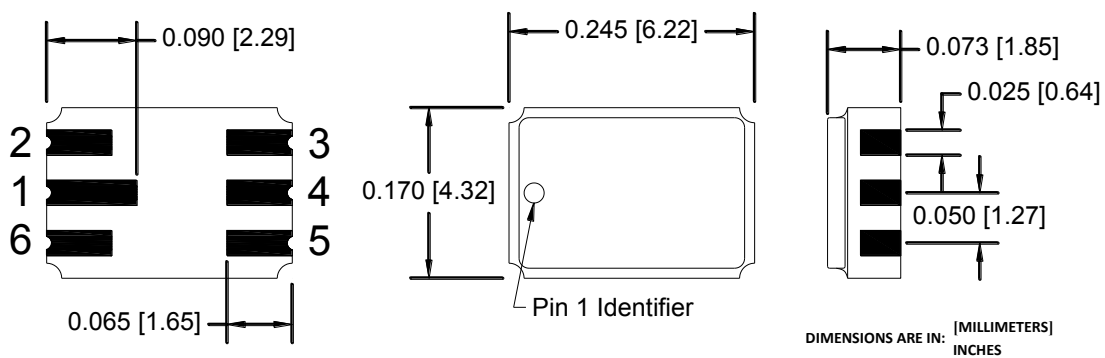
V _F	Forward Voltage					
	4N22U, 4N23U, 4N24U (TX, TXV)	0.80	-	1.30		I _F = 10.0 mA
	4N22U, 4N23U, 4N24U (TX, TXV)	1.00	-	1.50		I _F = 10.0 mA, T _A = -55° C ⁽¹⁾
	4N22U, 4N23U, 4N24U (TX, TXV)	0.70	-	1.20	V	I _F = 10.0 mA, T _A = -100° C ⁽¹⁾
	4N47U, 4N48U, 4N49U (TX, TXV)	0.80	-	1.50		I _F = 10.0 mA
	4N47U, 4N48U, 4N49U (TX, TXV)	1.00	-	1.70		I _F = 10.0 mA, T _A = -55° C ⁽¹⁾
	4N47U, 4N48U, 4N49U (TX, TXV)	0.70	-	1.30		I _F = 10.0 mA, T _A = -100° C ⁽¹⁾
I _R	Reverse Current	-	-	100	μA	V _R = 2.0 V

Output Phototransistor

V _{(BR)CEO}	Collector-Emitter Breakdown Voltage 4N22U Series 4N47U Series	35 40	80 90	- -	V	I _C = 100 μA, I _F = 0
V _{(BR)ECO}	Emitter-Collector Breakdown Voltage 4N22U Series 4N47U Series	4 7	6 10	- -	V	I _E = 100 μA, I _F = 0
I _{CEO}	Collector-Emitter Dark Current	- -	20 -	100 100	nA μA	V _{CE} = 20 V, I _F = 0 I _B = 0 T _A = 25° C V _{CE} = 20 V, I _F = 0 I _B = 0 T _A = 100° C
V _{CE(SAT)}	Collector Saturation Voltage	-	0.2	0.3	V	I _F = 20 mA, I _C = 2 mA

Notes:

- (1) Measured with input leads shorted together and output leads shorted together. Typical input/output capacitance is 0.06 pF.



Pin #	LED	Pin #	Transistor
2	N/A	3	Collector
1	Anode	4	Base
6	Cathode	5	Emitter

General Note

TT Electronics reserves the right to make changes in product specification without notice or liability. All information is subject to TT Electronics' own data and is considered accurate at time of going to print.

OPTEK Technology, Inc.
1645 Wallace Drive, Carrollton, TX 75006 | Ph: +1 972 323 2200
www.optekinc.com | www.ttelectronics.com

Surface Mount Optically Coupled Isolator

4N22U, 4N23U, 4N24U (TX, TXV)
4N47U, 4N48U, 4N49U (TX, TXV)



SYMBOL	PARAMETER	PART NUMBER	MIN	TYP	MAX	UNITS	TEST CONDITIONS		
Coupled									
I_C/I_F	DC Current Transfer Ratio	4N22U	25	-	-	%	$I_F = 10 \text{ mA}, V_{CE} = 5 \text{ V}$		
		4N23U	60	-	-				
		4N24U	100	-	-	%	$I_F = 2 \text{ mA}, V_{CE} = 5 \text{ V}$		
		4N47U	50	-	-				
		4N48U	100	-	-				
		4N49U	200	-	-				
$I_{C(ON)}$	On-State Collector Current	4N22U	0.15	-	-	mA	$V_{CE} = 10 \text{ V}, I_B = 0, I_F = 2.0 \text{ mA } T_A = 25^\circ\text{C}$		
			2.50	-	-		$V_{CE} = 10 \text{ V}, I_B = 0, I_F = 10.0 \text{ mA } T_A = 25^\circ\text{C}$		
			1.00	-	-		$V_{CE} = 10 \text{ V}, I_B = 0, I_F = 10.0 \text{ mA } T_A = -55^\circ\text{C}$		
				4N23U	0.2	-	-	mA	$V_{CE} = 10 \text{ V}, I_B = 0, I_F = 2.0 \text{ mA } T_A = 25^\circ\text{C}$
					6.0	-	-		$V_{CE} = 10 \text{ V}, I_B = 0, I_F = 10.0 \text{ mA } T_A = 25^\circ\text{C}$
					2.5	-	-		$V_{CE} = 10 \text{ V}, I_B = 0, I_F = 10.0 \text{ mA } T_A = -55^\circ\text{C}$
				4N24U	2.5	-	-	mA	$V_{CE} = 10 \text{ V}, I_B = 0, I_F = 10.0 \text{ mA } T_A = 100^\circ\text{C}$
		0.4	-		-	$V_{CE} = 10 \text{ V}, I_B = 0, I_F = 2.0 \text{ mA } T_A = 25^\circ\text{C}$			
		4N47U	10.0	-	-	mA	$V_{CE} = 10 \text{ V}, I_B = 0, I_F = 10.0 \text{ mA } T_A = 25^\circ\text{C}$		
			4.0	-	-		$V_{CE} = 10 \text{ V}, I_B = 0, I_F = 10.0 \text{ mA } T_A = -55^\circ\text{C}$		
		4N48U	4.0	-	-	mA	$V_{CE} = 10 \text{ V}, I_B = 0, I_F = 10.0 \text{ mA } T_A = 100^\circ\text{C}$		
			0.5	-	-		$V_{CE} = 5 \text{ V}, I_B = 0, I_F = 1.0 \text{ mA } T_A = 25^\circ\text{C}$		
			0.7	-	-		$V_{CE} = 5 \text{ V}, I_B = 0, I_F = 2.0 \text{ mA } T_A = -55^\circ\text{C}$		
		4N49U	0.5	-	-	mA	$V_{CE} = 5 \text{ V}, I_B = 0, I_F = 2.0 \text{ mA } T_A = 100^\circ\text{C}$		
			1.0	-	5.0		$V_{CE} = 5 \text{ V}, I_B = 0, I_F = 1.0 \text{ mA } T_A = 25^\circ\text{C}$		
		4N49U	1.4	-	-	mA	$V_{CE} = 5 \text{ V}, I_B = 0, I_F = 2.0 \text{ mA } T_A = -55^\circ\text{C}$		
			1.0	-	-		$V_{CE} = 5 \text{ V}, I_B = 0, I_F = 2.0 \text{ mA } T_A = 100^\circ\text{C}$		
		4N49U	2.0	-	10.0	mA	$V_{CE} = 5 \text{ V}, I_B = 0, I_F = 1.0 \text{ mA } T_A = 25^\circ\text{C}$		
			2.8	-	-		$V_{CE} = 5 \text{ V}, I_B = 0, I_F = 2.0 \text{ mA } T_A = -55^\circ\text{C}$		
		4N49U	2.0	-	-	mA	$V_{CE} = 5 \text{ V}, I_B = 0, I_F = 2.0 \text{ mA } T_A = 100^\circ\text{C}$		
			2.0	-	-				
$V_{CE(SAT)}$	Collector Saturation Voltage	4N22U	-	-	0.3	V	$I_C = 2.5 \text{ mA}, I_B = 0, I_F = 20 \text{ mA}$		
		4N23U	-	-	0.3		$I_C = 5.0 \text{ mA}, I_B = 0, I_F = 20 \text{ mA}$		
		4N24U	-	-	0.3		$I_C = 10.0 \text{ mA}, I_B = 0, I_F = 20 \text{ mA}$		
		4N47U	-	-	0.3	V	$I_C = 0.5 \text{ mA}, I_B = 0, I_F = 2.0 \text{ mA}$		
		4N48U	-	-	0.3		$I_C = 1.0 \text{ mA}, I_B = 0, I_F = 2.0 \text{ mA}$		
4N49U	-	-	0.3	$I_C = 2.0 \text{ mA}, I_B = 0, I_F = 2.0 \text{ mA}$					
h_{FE}	DC Current Gain	4N22U	200	-	-	-	$V_{CE} = 5 \text{ V}, I_C = 10 \text{ mA}, I_F = 0 \text{ mA}$		
		4N23U	300	-	-				
		4N24U	400	-	-				
		4N47U	100	-	-				
		4N48U	100	-	-				
		4N49U	100	-	-				
t_r & t_f	Rise and Fall Time	4N22U	-	-	15	μs	$V_{CC} = 10 \text{ V}, I_F = 10 \text{ mA}, R_L = 100\Omega,$ Pulse width = 100 ms, Duty cycle = 1%		
		4N23U	-	-	15				
		4N24U	-	-	20				
		4N47U	-	-	20	μs	$V_{CC} = 10 \text{ V}, I_F = 5 \text{ mA}, R_L = 100\Omega,$ Pulse width = 100 ms, Duty cycle = 1%		
		4N48U	-	-	20				
		4N49U	-	-	20				
R_{IO}	Resistance (Input to Output)		10^{11}	-	-	Ω	$V_{I-O} = \pm 1,000 \text{ Vdc}$		
C_{IO}	Capacitance (Input to Output)		-	-	5.0	pF	$V_{I-O} = 0 \text{ Vdc}, f = 1.0 \text{ MHz}$		

General Note

TT Electronics reserves the right to make changes in product specification without notice or liability. All information is subject to TT Electronics' own data and is considered accurate at time of going to print.

OPTEK Technology, Inc.
1645 Wallace Drive, Carrollton, TX 75006 | Ph: +1 972 323 2200
www.optekinc.com | www.ttelectronics.com

Surface Mount Optically Coupled Isolator

4N22U, 4N23U, 4N24U (TX, TXV)
4N47U, 4N48U, 4N49U (TX, TXV)



Electrical Characteristics (T_A = 25°C unless otherwise noted)

SYMBOL	PARAMETER	MIN	TYP	MAX	UNITS	TEST CONDITIONS
I _{C(ON)}	On-State Collector Current					
	4N22U, 4N22U (TX, TXV)	0.15	-	-	mA	I _F = 2.0 mA, V _{CE} = 5 V, I _B = 0
	4N22U, 4N22U (TX, TXV)	2.50	-	-		I _F = 10.0 mA, V _{CE} = 5 V, I _B = 0
	4N22U, 4N22U (TX, TXV)	1.00	-	-		I _F = 10.0 mA, V _{CE} = 5 V, I _B = 0, T _A = -55° C ⁽¹⁾
	4N22U, 4N22U (TX, TXV)	1.00	-	-		I _F = 10.0 mA, V _{CE} = 5 V, I _B = 0, T _A = 100° C ⁽¹⁾
	4N23U, 4N23U (TX, TXV)	0.20	-	-		I _F = 2.0 mA, V _{CE} = 5 V, I _B = 0
	4N23U, 4N23U (TX, TXV)	6.00	-	-		I _F = 10.0 mA, V _{CE} = 5 V, I _B = 0
	4N23U, 4N23U (TX, TXV)	2.50	-	-		I _F = 10.0 mA, V _{CE} = 5 V, I _B = 0, T _A = -55° C ⁽¹⁾
	4N23U, 4N23U (TX, TXV)	2.50	-	-		I _F = 10.0 mA, V _{CE} = 5 V, I _B = 0, T _A = 100° C ⁽¹⁾
	4N24U, 4N24U (TX, TXV)	0.40	-	-		I _F = 2.0 mA, V _{CE} = 5 V, I _B = 0
	4N24U, 4N24U (TX, TXV)	10.0	-	-		I _F = 10.0 mA, V _{CE} = 5 V, I _B = 0
	4N24U, 4N24U (TX, TXV)	4.00	-	-		I _F = 10.0 mA, V _{CE} = 5 V, I _B = 0, T _A = -55° C ⁽¹⁾
	4N24U, 4N24U (TX, TXV)	4.00	-	-		I _F = 10.0 mA, V _{CE} = 5 V, I _B = 0, T _A = 100° C ⁽¹⁾
	4N47U, 4N47U (TX, TXV)	0.50	-	-		I _F = 1.0 mA, V _{CE} = 5.0 V, I _B = 0
4N47U, 4N47U (TX, TXV)	0.70	-	-	I _F = 2.0 mA, V _{CE} = 5.0 V, I _B = 0, T _A = -55° C ⁽¹⁾		
4N47U, 4N47U (TX, TXV)	0.50	-	-	I _F = 2.0 mA, V _{CE} = 5.0 V, I _B = 0, T _A = 100° C ⁽¹⁾		
4N48U, 4N48U (TX, TXV)	1.00	-	5	I _F = 1.0 mA, V _{CE} = 5.0 V, I _B = 0		
4N48U, 4N48U (TX, TXV)	1.40	-	-	I _F = 2.0 mA, V _{CE} = 5.0 V, I _B = 0, T _A = -55° C ⁽¹⁾		
4N48U, 4N48U (TX, TXV)	1.00	-	-	I _F = 2.0 mA, V _{CE} = 5.0 V, I _B = 0, T _A = 100° C ⁽¹⁾		
4N49U, 4N49U (TX, TXV)	2.00	-	10	I _F = 1.0 mA, V _{CE} = 5.0 V, I _B = 0		
4N49U, 4N49U (TX, TXV)	2.80	-	-	I _F = 2.0 mA, V _{CE} = 5.0 V, I _B = 0, T _A = -55° C ⁽¹⁾		
4N49U, 4N49U (TX, TXV)	2.00	-	-	I _F = 2.0 mA, V _{CE} = 5.0 V, I _B = 0, T _A = 100° C ⁽¹⁾		
I _{CB(ON)}	On-State Collector Base 4N47U, 4N48U, 4N49U (TX, TXV)	30	-	-	μA	V _{CB} = 5 V, I _E = 0, I _F = 10 mA
V _{CE(SAT)}	Collector-Emitter Saturation Voltage				V	
	4N22U, 4N23U, 4N24U (TX, TXV)	-	-	0.30		I _F = 20 mA, I _C = 2.5 mA, I _B = 0
	4N22U, 4N23U, 4N24U (TX, TXV)	-	-	0.30		I _F = 20 mA, I _C = 5.0 mA, I _B = 0
	4N22U, 4N23U, 4N24U (TX, TXV)	-	-	0.30		I _F = 20 mA, I _C = 10.0 mA, I _B = 0
	4N47U, 4N47U (TX, TXV)	-	-	0.30		I _F = 2.0 mA, I _C = 0.5 mA, I _B = 0
	4N48U, 4N48U (TX, TXV)	-	-	0.30		I _F = 2.0 mA, I _C = 1.0 mA, I _B = 0
4N49U, 4N49U (TX, TXV)	-	-	0.30	I _F = 2.0 mA, I _C = 2.0 mA, I _B = 0		
H _{FE}	DC Current Gain				V	
	4N22U, 4N22U (TX, TXV)	200	-	-		V _{CE} = 5.0 V, I _C = 10.0 mA, I _F = 0 mA
	4N23U, 4N23U (TX, TXV)	300	-	-		V _{CE} = 5.0 V, I _C = 10.0 mA, I _F = 0 mA
	4N24U, 4N24U (TX, TXV)	400	-	-		V _{CE} = 5.0 V, I _C = 10.0 mA, I _F = 0 mA
4N47U, 4N48U, 4N49U (TX, TXV)	100	-	-	V _{CE} = 5.0 V, I _C = 10.0 mA, I _F = 0 mA		
R _{IO}	Resistance (Input-to-Output)				Ω	
	4N22U, 4N23U, 4N24U (TX, TXV)	10 ¹¹	-	-		V _{I-O} = ± 1,000 VDC ⁽²⁾
4N47U, 4N48U, 4N49U (TX, TXV)	10 ¹¹	-	-	V _{I-O} = ± 1,000 VDC ⁽²⁾		
C _{IO}	Capacitance (Input-to-Output)	-	-	5	pF	V _{I-O} = 0 V, f = 1.0 MHz ⁽²⁾

General Note

TT Electronics reserves the right to make changes in product specification without notice or liability. All information is subject to TT Electronics' own data and is considered accurate at time of going to print.

OPTEK Technology, Inc.
1645 Wallace Drive, Carrollton, TX 75006 | Ph: +1 972 323 2200
www.optekinc.com | www.ttelectronics.com

Данный компонент на территории Российской Федерации

Вы можете приобрести в компании MosChip.

Для оперативного оформления запроса Вам необходимо перейти по данной ссылке:

<http://moschip.ru/get-element>

Вы можете разместить у нас заказ для любого Вашего проекта, будь то серийное производство или разработка единичного прибора.

В нашем ассортименте представлены ведущие мировые производители активных и пассивных электронных компонентов.

Нашей специализацией является поставка электронной компонентной базы двойного назначения, продукции таких производителей как XILINX, Intel (ex.ALTERA), Vicor, Microchip, Texas Instruments, Analog Devices, Mini-Circuits, Amphenol, Glenair.

Сотрудничество с глобальными дистрибьюторами электронных компонентов, предоставляет возможность заказывать и получать с международных складов практически любой перечень компонентов в оптимальные для Вас сроки.

На всех этапах разработки и производства наши партнеры могут получить квалифицированную поддержку опытных инженеров.

Система менеджмента качества компании отвечает требованиям в соответствии с ГОСТ Р ИСО 9001, ГОСТ РВ 0015-002 и ЭС РД 009

Офис по работе с юридическими лицами:

105318, г.Москва, ул.Щербаковская д.3, офис 1107, 1118, ДЦ «Щербаковский»

Телефон: +7 495 668-12-70 (многоканальный)

Факс: +7 495 668-12-70 (доб.304)

E-mail: info@moschip.ru

Skype отдела продаж:

moschip.ru

moschip.ru_4

moschip.ru_6

moschip.ru_9