

# C&K SD Series Low Profile DIP Switches



H  
DIP

## Features/Benefits

- Low profile design saves space
- Thru-hole and surface mount models
- Tape and reel packaging available
- Sealed with top tape

## Typical Applications

- Address switch for industrial controls
- Logic switching for computers and peripherals
- Function controlling for numerous applications



## How To Order

Complete part numbers for SD Series are shown on pages H-7 thru H-8. All switches supplied in "OFF" position in rigid dispensing tubes or tape and reel packaging.

## Specifications

SWITCH FUNCTION: SPST - 2, 3, 4, 5, 6, 7, 8, 9, 10 & 12 positions

CONTACT RATING:

Carry: 100 mA @ 50 V DC max.

Switch: 0.1 mA @ 5 V DC min to 100 mA @ 25 V DC max.

MECHANICAL AND ELECTRICAL LIFE: 2,000 make-and-break cycles at full load, each circuit.

CONTACT RESISTANCE: Below 50 milliohms typ. initial @ 2-4 V DC, 100mA.

INSULATION RESISTANCE: 10<sup>9</sup> ohms min.

DIELECTRIC STRENGTH: 500 V RMS min. @ sea level between adjacent terminals.

STORAGE & OPERATING TEMPERATURE: -40°C to 85°C.

OPERATING TEMPERATURE: -20°C to 85°C.

PACKAGING: Thru-hole switches supplied in rigid dispensing tubes in full-tube quantities only: this may effect order quantity. Surface mount switches available in tape and reel packaging by added 'R' to end of part number; 1,000 pieces per reel. Switch position 1 denotes pin number 1. All switch actuators in 'OFF' position, standard.

## Materials

CASE & COVER: Thru-hole: polyester (PBT). Surface Mount: (PPA), flame retardant (UL 94V-0).

ACTUATOR: Nylon, flame retardant (UL 94V-0)

CONTACTS: Copper alloy with gold plate.

TERMINALS: Copper alloy with tin lead plate.

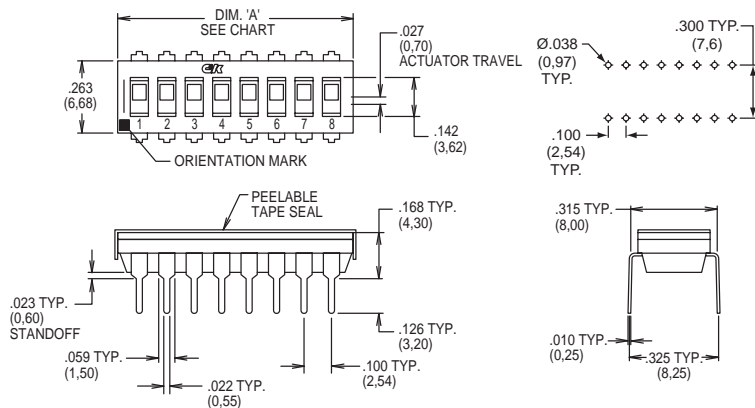
TERMINAL SEAL: All terminals insert molded.

TAPE SEAL: Polyester

**NOTE:** Specifications and materials listed above are for switches with standard options. For information on specific and custom switches, consult Customer Service Center.

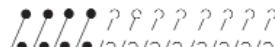
## Sealed Flush Actuator - With Top Tape, Thru-hole Terminals

Process sealed - withstands soldering and cleaning processes

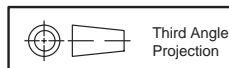


PART NUMBER	NO.POS.	DIM. 'A'	QUANTITY PER TUBE
<b>SD02H0K</b>	2	.258 (6,55)	85
<b>SD03H0K</b>	3	.358 (9,09)	60
<b>SD04H0K</b>	4	.458 (11,63)	45
<b>SD05H0K</b>	5	.558 (14,17)	40
<b>SD06H0K</b>	6	.658 (16,71)	30
<b>SD07H0K</b>	7	.758 (19,25)	25
<b>SD08H0K</b>	8	.858 (21,79)	25
<b>SD09H0K</b>	9	.958 (24,33)	20
<b>SD10H0K</b>	10	1.058 (26,87)	20
<b>SD12H0K</b>	12	1.258 (31,95)	15

Schematic



SPST



Dimensions are shown inch (mm)  
Dimensions subject to change

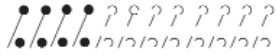
# C&K SD Series Low Profile DIP Switches

DIP I

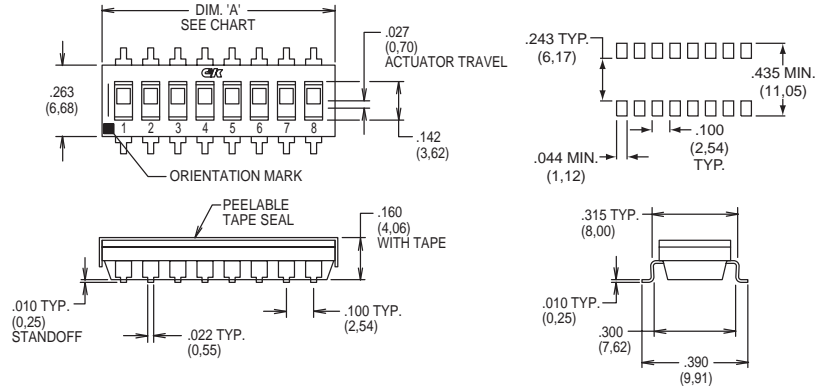
## Sealed Flush Actuator – With Top Tape, Surface Mount Terminals

PART NUMBER	NO.POS.	DIM. 'A'	QUANTITY PER TUBE
SD02H0SK	2	.258 (6,55)	85
SD03H0SK	3	.358 (9,09)	60
SD04H0SK	4	.458 (11,63)	45
SD05H0SK	5	.558 (14,17)	40
SD06H0SK	6	.658 (16,71)	30
SD07H0SK	7	.758 (19,25)	25
SD08H0SK	8	.858 (21,79)	25
SD09H0SK	9	.958 (24,33)	20
SD10H0SK	10	1.058 (26,87)	20
SD12H0SK	12	1.258 (31,95)	15

Schematic



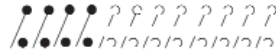
SPST



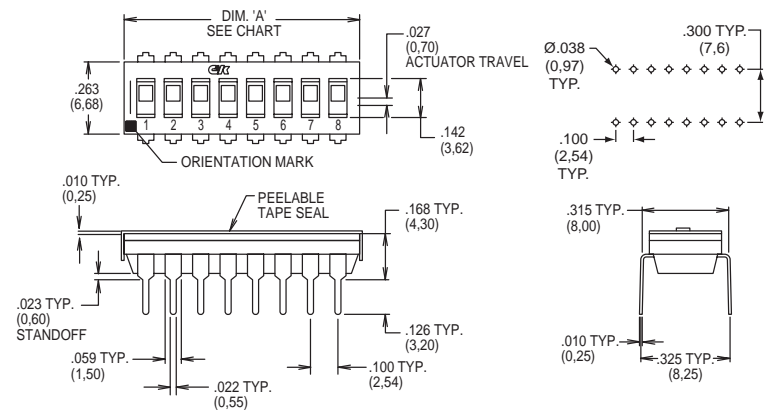
## Sealed Extended Actuator – With Top Tape, Thru-hole Terminals

PART NUMBER	NO.POS.	DIM. 'A'	QUANTITY PER TUBE
SD02H1K	2	.258 (6,55)	85
SD03H1K	3	.358 (9,09)	60
SD04H1K	4	.458 (11,63)	45
SD05H1K	5	.558 (14,17)	40
SD06H1K	6	.658 (16,71)	30
SD07H1K	7	.758 (19,25)	25
SD08H1K	8	.858 (21,79)	25
SD09H1K	9	.958 (24,33)	20
SD10H1K	10	1.058 (26,87)	20
SD12H1K	12	1.258 (31,95)	15

Schematic



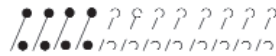
SPST



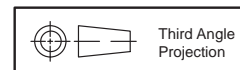
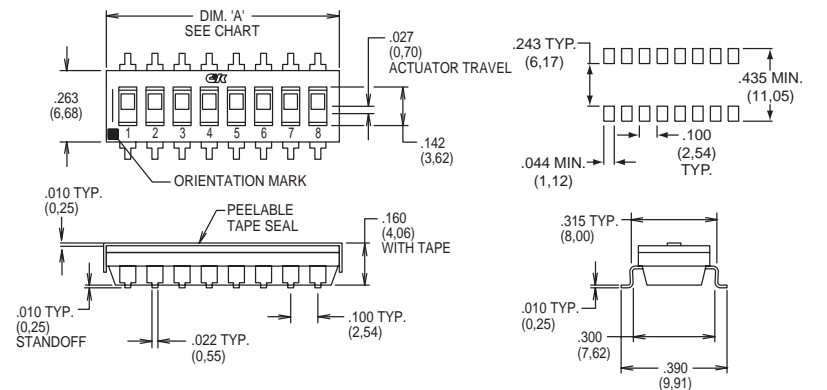
## Sealed Extended Actuator – With Top Tape, Surface Mount Terminals

PART NUMBER	NO.POS.	DIM. 'A'	QUANTITY PER TUBE
SD02H1SK	2	.258 (6,55)	85
SD03H1SK	3	.358 (9,09)	60
SD04H1SK	4	.458 (11,63)	45
SD05H1SK	5	.558 (14,17)	40
SD06H1SK	6	.658 (16,71)	30
SD07H1SK	7	.758 (19,25)	25
SD08H1SK	8	.858 (21,79)	25
SD09H1SK	9	.958 (24,33)	20
SD10H1SK	10	1.058 (26,87)	20
SD12H1SK	12	1.258 (31,95)	15

Schematic



SPST

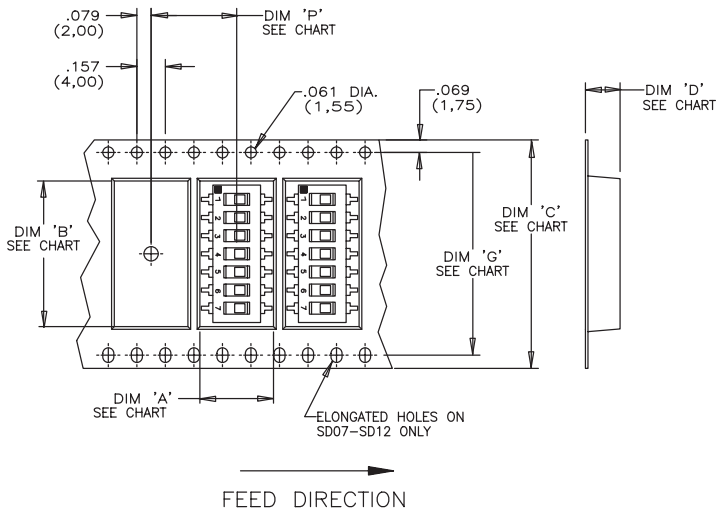


# C&K SD Series Low Profile DIP Switches



H  
DIP

## TAPE & REEL PACKAGING - SURFACE MOUNT OPTIONS ONLY

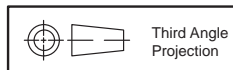


PART NUMBER	DIM. 'W'	QUANTITY PER REEL
<b>SD02H0SKR</b>	.630 (16,0)	1000
<b>SD03H0SKR</b>	.630 (16,0)	1000
<b>SD04H0SKR</b>	.945 (24,0)	1000
<b>SD05H0SKR</b>	.945 (24,0)	1000
<b>SD06H0SKR</b>	1.26 (32,0)	1000
<b>SD07H0SKR</b>	1.26 (32,0)	1000
<b>SD08H0SKR</b>	1.73 (44,0)	1000
<b>SD09H0SKR</b>	1.73 (44,0)	1000
<b>SD10H0SKR</b>	1.73 (44,0)	1000
<b>SD12H0SKR</b>	1.73 (44,0)	1000

SWITCH NO.	DIM 'A' POCKET LENGTH @ BOTTOM	DIM 'B' POCKET LENGTH @ BOTTOM	DIM 'C' TAPE WIDTH	DIM 'D' POCKET DEPTH	DIM 'G' SPROCKET HOLE SPACING	DIM 'P' PITCH BETWEEN POCKETS
SD02	.413(10.5)	.315(8.0)	.630(16,0)	.177(4.5)	N/A	.472(12,0)
SD03	.406(10.3)	.406(10.3)	.630(16,0)	.193(4.9)	N/A	.472(12,0)
SD04	.429(10.9)	.476(12.1)	.954(24,0)	.177(4.5)	N/A	.472(12,0)
SD05	.406(10.3)	.602(15.3)	.954(24,0)	.177(4.5)	N/A	.472(12,0)
SD06	.406(10.3)	.701(17.8)	.954(24,0)	.177(4.5)	N/A	.472(12,0)
SD07	.406(10.3)	.803(20.4)	1.260(32,0)	.177(4.5)	1.118(28.4)	.472(12,0)
SD08	.406(10.3)	.854(21.7)	1.732(44,0)	.177(4.5)	1.591(40.4)	.472(12,0)
SD09	.406(10.3)	1.028(26.1)	1.732(44,0)	.177(4.5)	1.591(40.4)	.472(12,0)
SD10	.406(10.3)	1.055(26.8)	1.732(44,0)	.177(4.5)	1.591(40.4)	.472(12,0)
SD12	.406(10.3)	1.303(33.1)	1.732(44,0)	.177(4.5)	1.591(40.4)	.472(12,0)

### Reel Information

Outside diameter 13.00 (333,0)  
Pilot hole .512 (13,0)



Third Angle Projection

## Данный компонент на территории Российской Федерации

### Вы можете приобрести в компании MosChip.

Для оперативного оформления запроса Вам необходимо перейти по данной ссылке:

<http://moschip.ru/get-element>

Вы можете разместить у нас заказ для любого Вашего проекта, будь то серийное производство или разработка единичного прибора.

В нашем ассортименте представлены ведущие мировые производители активных и пассивных электронных компонентов.

Нашей специализацией является поставка электронной компонентной базы двойного назначения, продукции таких производителей как XILINX, Intel (ex.ALTERA), Vicor, Microchip, Texas Instruments, Analog Devices, Mini-Circuits, Amphenol, Glenair.

Сотрудничество с глобальными дистрибьюторами электронных компонентов, предоставляет возможность заказывать и получать с международных складов практически любой перечень компонентов в оптимальные для Вас сроки.

На всех этапах разработки и производства наши партнеры могут получить квалифицированную поддержку опытных инженеров.

Система менеджмента качества компании отвечает требованиям в соответствии с ГОСТ Р ИСО 9001, ГОСТ РВ 0015-002 и ЭС РД 009

### Офис по работе с юридическими лицами:

105318, г.Москва, ул.Щербаковская д.3, офис 1107, 1118, ДЦ «Щербаковский»

Телефон: +7 495 668-12-70 (многоканальный)

Факс: +7 495 668-12-70 (доб.304)

E-mail: [info@moschip.ru](mailto:info@moschip.ru)

Skype отдела продаж:

moschip.ru

moschip.ru\_4

moschip.ru\_6

moschip.ru\_9