

# 2.3V 120F Pseudocapacitor


PCAP0120 P230 S01

PSHLR-0120C0-002R3

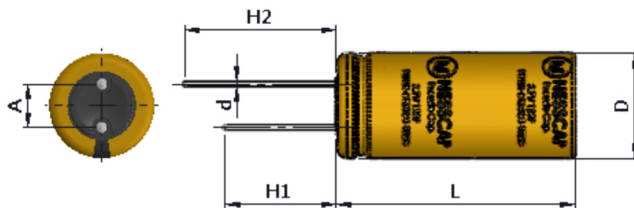
# Datasheet

## FEATURES

- High performance product with low ESR
- Exceptional shock and vibration resistance
- Long lifetimes with up to 100,000 duty cycles\*
- Compliant with RoHS and REACH requirements
- Recommended Applications:  
Flashlights, LED, Memory Back-Up, Portable Hand Tools, Solar Charger, Off-Grid Lighting, Automotive Subsystems (Power Windows and Door Locks), and Others



See Note on Mounting Recommendations<sup>8</sup>



## ELECTRICAL SPECIFICATIONS

Rated Voltage, $V_R$	<b>2.3 VDC</b>
Surge Voltage <sup>1</sup>	2.5 VDC
Rated Capacitance, $C^2$	<b>120 F</b>
Capacitance Tolerance	Min. / Max. -10% / +20%
Initial DC-ESR, $R_{DC}^3$	Max. 27 mΩ
Maximum Leakage Current <sup>4</sup>	172 μA
Maximum Peak Current, Non-repetitive <sup>5</sup>	32 A

## OPERATING ENVIRONMENT / POWER & ENERGY

<b>Operating Temperature Range</b>	<b>-25°C to 60°C</b>
Maximum Stored Energy, $E_{max}^6$	88 mWh
Gravimetric Specific Energy <sup>6</sup>	5.8 Wh/kg
Usable Specific Power <sup>6</sup>	1.5 kW/kg
Impedance Match Specific Power <sup>6</sup>	3.2 kW/kg

## TYPICAL LIFETIME CHARACTERISTICS\*

Projected DC Life at Room Temperature <sup>7</sup> (Continuous charging at $V_R$ and 25 ± 10 °C)	10 years
DC Life at High Temperature <sup>7</sup> (Continuous charging at $V_R$ and 60°C)	2,000 hours
Projected Cycle Life at Room Temperature <sup>7</sup> (Constant current charge-discharge from $V_R$ to 1/2 $V_R$ at 25 ± 10 °C)	100,000 cycles
Shelf Life (Stored without charge at 25 ± 10 °C)	2 years

## DIMENSION & WEIGHT

D (+0.5)	18.0 mm	H1 (Min.)	15.0 mm
L (±1.0)	41.0 mm	H2 (Min.)	19.0 mm
d (±0.05)	0.8 mm	A (±0.5)	7.5 mm
Nominal Weight	15.0 g		

## SAFETY & ENVIRONMENTAL

RoHS & REACH	Compliant
--------------	-----------

\*Results may vary. Additional terms and conditions, including the limited warranty, apply at the time of purchase. See the warranty details for applicable operating and use requirements.

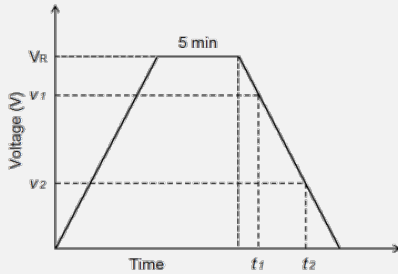
### NOTE

#### 1. Surge Voltage

- > Absolute maximum voltage, non-repetitive. The duration must not exceed 1 second.

#### 2. Rated Capacitance (Measurement Method)

- > Constant current charge to  $V_R$  with 100mA.
- > Constant voltage charge at  $V_R$  for 5 min.
- > Constant current discharge to 0.9V with 100mA.



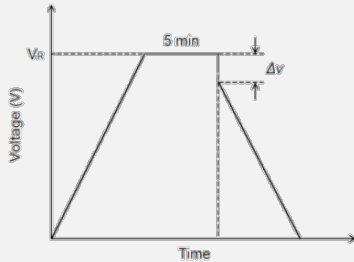
$$C = \frac{I \times (t_2 - t_1)}{v_1 - v_2}$$

where  $C$  is the capacitance (F);

- $I$  is the absolute value of the discharge current (A);
- $v_1$  is the measurement starting voltage,  $0.8 \times V_R$  (V);
- $v_2$  is the measurement end voltage,  $0.4 \times V_R$  (V);
- $t_1$  is the time from discharge start to reach  $v_1$  (s);
- $t_2$  is the time from discharge start to reach  $v_2$  (s)

#### 3. Initial DC-ESR (Measurement Method)

- > Constant current charge to  $V_R$  with 100mA.
- > Constant voltage charge at  $V_R$  for 5 min.
- > Constant current discharge with  $40 \times C \times V_R$  [mA] to 0.9V.  
e.g. In case of 2.3V 120F pseudo cell,  $40 \times 120 \times 2.3 = 11,040 \text{ mA} = 11.0 \text{ A}$ .



$$ESR_{DC} = \frac{\Delta v}{I}$$

where  $ESR_{DC}$  is the DC-ESR ( $\Omega$ );

- $\Delta v$  is the voltage drop during first 10ms of discharge (V);
- $I$  is the absolute value of the discharge current (A)

#### 4. Maximum Leakage Current (Measurement Method)

- > The capacitor is charged to its rated voltage  $V_R$  at 25°C.
- > Leakage current is the amount of current measured after 72 hours of continuous holding of the capacitor at  $V_R$ .

#### 5. Maximum Peak Current

- > Current that can be used for 1-second discharging from the rated voltage to the half-rated voltage under the constant current discharging mode.

$$I = \frac{\frac{1}{2}V_R}{\Delta t / C + ESR_{DC}}$$

where  $I$  is the maximum peak current (A);

$V_R$  is the rated voltage (V);

$\Delta t$  is the discharge time (sec);  $\Delta t = 1$  sec in this case;

$C$  is the rated capacitance (F);

$ESR_{DC}$  is the maximum DC-ESR ( $\Omega$ )

- > The stated maximum peak current should **not** be used in normal operation and is only provided as a reference value.

#### 6. Energy & Power (Based on IEC 62391-2)

- > Maximum Stored Energy,  $E_{max}$  (Wh) =  $\frac{1}{2}CV_R^2 / 3600$
- > Gravimetric Specific Energy (Wh/kg) =  $\frac{E_{Max}}{Weight}$
- > Usable Specific Power (W/kg) =  $\frac{0.12V_R^2}{ESR_{DC} \times Weight}$
- > Impedance Match Specific Power (W/kg) =  $\frac{0.25V_R^2}{ESR_{DC} \times Weight}$

#### 7. DC Life and Cycle Life Test

- > End-of-Life (EOL) Conditions:
  - Capacitance: -30% from the minimum rated value
  - DC-ESR: +100% from the maximum specified initial value
- > Capacitance and ESR measurements are taken at 25°C.

#### 8. Mounting Recommendations

- > Provide properly spaced holes for mounting according to the specified cell dimension in order to minimize the terminal leads of the cell being mechanically stressed.
- > Do not place any through-holes directly underneath the cell or in the close proximity of the cell. Allow at least 5mm distance from any point on the outer diameter of the cell to the outer diameter of any through-hole.
- > Protective coating of components on the PCB is strongly recommended in order to reduce the risk of the components being damaged in an event of electrolyte leakage.
- > The recommended mounting orientation is with the terminal leads pointing upward.
- > Provide at least 2mm clearance from the safety vent and do not position anything near the safety vent that may be damaged by the vent rupture.
- > Assemble the cell on the PCB taking into account that the cell may not be completely hermetic during its lifetime. Electrolyte vapor and gases generated during normal operation may escape the package.
- > Soldering guide for small and medium size cells is available and can be found at [www.nesscap.com](http://www.nesscap.com) under Support -> Download.

When ordering, please reference the Maxwell Model Number below.

<b>Maxwell Model Number:</b> PCAP0120 P230 S01	<b>Maxwell Part Number:</b> 133739	<b>Nesscap Model Number:</b> PSHLR-0120C0-002R3
---	---------------------------------------	--

**Maxwell Technologies, Inc.**  
 Global Headquarters  
 3888 Calle Fortunada  
 San Diego, CA 92123  
**USA**  
 Tel: +1 (858) 503-3300  
 Fax: +1 (858) 503-3301

**Maxwell Technologies SA**  
 Route de Montena 65  
 CH-1728 Rossens  
**Switzerland**  
 Tel: +41 (0)26 411 85 00  
 Fax: +41 (0)26 411 85 05

**Maxwell Technologies, GmbH**  
 Leopoldstrasse 244  
 80807 Munich  
**Germany**  
 Tel: +49 (0)89 4161403 0  
 Fax: +49 (0)89 4161403 99

**Maxwell Technologies**  
**Shanghai Trading Co., Ltd**  
 Room 1005, 1006, 1007  
 No. 1898, Gonghexin Road,  
 Jing An District, Shanghai 200072  
**P.R. China**  
 Tel: +86 21 3680 4600  
 Fax: +86 21 3680 4699

**Nesscap Co., Ltd.**  
 17, Dongtangiheung-ro 681beon-gil,  
 Giheung-gu, Yongin-si,  
 Gyeonggi-do  
 17102  
**Republic of Korea**  
 Tel: +82 31 289 0721  
 Fax: +82 31 286 6767

The data in this document 3001970 corresponds to the data in Nesscap document 20170914 Rev02. The information in this document is correct at time of printing and is subject to change without notice. Images are not to scale.

MAXWELL TECHNOLOGIES, MAXWELL, MAXWELL CERTIFIED INTEGRATOR, ENABLING ENERGY'S FUTURE, NESSCAP, BOOSTCAP, D CELL, CONDIS and their respective designs and/or logos are either trademarks or registered trademarks of Maxwell Technologies, Inc., and/or its affiliates, and may not be copied, imitated or used, in whole or in part, without the prior written permission Maxwell Technologies, Inc. All contents copyright © 2017 Maxwell Technologies, Inc. All rights reserved. No portion of these materials may be reproduced in any form, or by any means, without prior written permission from Maxwell Technologies, Inc.

## Данный компонент на территории Российской Федерации

### Вы можете приобрести в компании MosChip.

Для оперативного оформления запроса Вам необходимо перейти по данной ссылке:

<http://moschip.ru/get-element>

Вы можете разместить у нас заказ для любого Вашего проекта, будь то серийное производство или разработка единичного прибора.

В нашем ассортименте представлены ведущие мировые производители активных и пассивных электронных компонентов.

Нашей специализацией является поставка электронной компонентной базы двойного назначения, продукции таких производителей как XILINX, Intel (ex.ALTERA), Vicor, Microchip, Texas Instruments, Analog Devices, Mini-Circuits, Amphenol, Glenair.

Сотрудничество с глобальными дистрибьюторами электронных компонентов, предоставляет возможность заказывать и получать с международных складов практически любой перечень компонентов в оптимальные для Вас сроки.

На всех этапах разработки и производства наши партнеры могут получить квалифицированную поддержку опытных инженеров.

Система менеджмента качества компании отвечает требованиям в соответствии с ГОСТ Р ИСО 9001, ГОСТ РВ 0015-002 и ЭС РД 009

### Офис по работе с юридическими лицами:

105318, г.Москва, ул.Щербаковская д.3, офис 1107, 1118, ДЦ «Щербаковский»

Телефон: +7 495 668-12-70 (многоканальный)

Факс: +7 495 668-12-70 (доб.304)

E-mail: [info@moschip.ru](mailto:info@moschip.ru)

Skype отдела продаж:

moschip.ru

moschip.ru\_4

moschip.ru\_6

moschip.ru\_9