


5V

IrThermo click™


1. Introduction



IrThermo Click™ is an accessory board in **mikroBUS™** form factor. It's a compact and easy solution for adding InfraRed (Ir) Thermometer to your design. It features **MLX90614ESF-AAA** single zone Infrared (Ir) thermometer module. IrThermo Click™ communicates with target board microcontroller via **mikroBUS™** I²C lines (SCL, SDA) and PWM line. The board is designed to use 5V power supply only. LED diode indicates the presence of power supply.


2. Soldering the headers

Before using your click board™, make sure to solder 1x8 male headers to both left and right side of the board. Two 1x8 male headers are included with the board in the package.




1

2



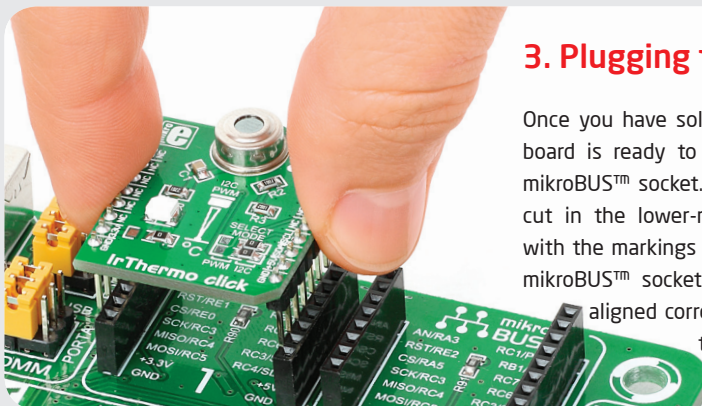
Turn the board upside down so that bottom side is facing you upwards. Place shorter parts of the header pins in both soldering pad locations.

3




Turn the board upward again. Make sure to align the headers so that they are perpendicular to the board, then solder the pins carefully.

3. Plugging the board in



Once you have soldered the headers your board is ready to be placed into desired mikroBUS™ socket. Make sure to align the cut in the lower-right part of the board with the markings on the silkscreen at the mikroBUS™ socket. If all of the pins are aligned correctly, push the board all the way into the socket.



4. Essential features

IrThermo Click™ with it's **MLX90614** IC is a compact solution for non contact temperature measurements. The **MLX90614** contains 17-bit ADC , powerful DSP unit and 10-bit PWM. It is calibrated in wide temperature ranges: -40 to 85°C for the ambient temperature and -70 to +380 °C for the object temperature (-20 to 120 °C in PWM mode). These features make this board ideal for automotive, industrial control, body temperature and many more.

click™
BOARD
www.mikroe.com

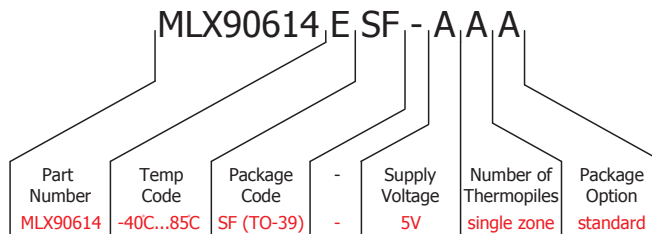
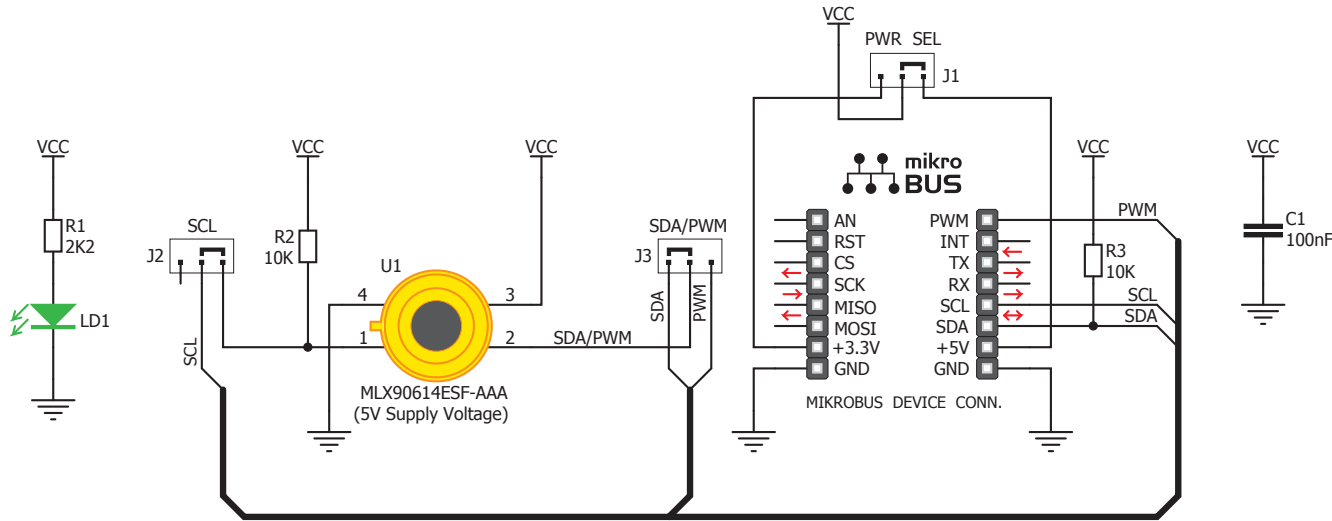


IrThermo click - 5V
ver. 1.00




0 100000 022849

5. IrThermo Click™ Board Schematic



MikroElektronika assumes no responsibility or liability for any errors or inaccuracies that may appear in the present document. Specification and information contained in the present schematic are subject to change at any time without notice. Copyright © 2012 MikroElektronika. All rights reserved.

6. SMD Jumpers



By placing SMD jumpers **J2** and **J3** in appropriate position (I²C or PWM) you will be able to change communication interface between target board micro-controller and **MLX90614** module. Jumpers are soldered in I²C position by default.

7. Code Examples

Once you have done all the necessary preparations, it's time to get your click board up and running. We have provided the examples for mikroC, mikroBasic and mikroPascal compilers on our **Libstock** website. Just download them and you are ready to start.



8. Support

MikroElektronika offers **Free Tech Support** (www.mikroe.com/esupport) until the end of product lifetime, so if something goes wrong, we are ready and willing to help!



Данный компонент на территории Российской Федерации

Вы можете приобрести в компании MosChip.

Для оперативного оформления запроса Вам необходимо перейти по данной ссылке:

<http://moschip.ru/get-element>

Вы можете разместить у нас заказ для любого Вашего проекта, будь то серийное производство или разработка единичного прибора.

В нашем ассортименте представлены ведущие мировые производители активных и пассивных электронных компонентов.

Нашей специализацией является поставка электронной компонентной базы двойного назначения, продукции таких производителей как XILINX, Intel (ex.ALTERA), Vicor, Microchip, Texas Instruments, Analog Devices, Mini-Circuits, Amphenol, Glenair.

Сотрудничество с глобальными дистрибьюторами электронных компонентов, предоставляет возможность заказывать и получать с международных складов практически любой перечень компонентов в оптимальные для Вас сроки.

На всех этапах разработки и производства наши партнеры могут получить квалифицированную поддержку опытных инженеров.

Система менеджмента качества компании отвечает требованиям в соответствии с ГОСТ Р ИСО 9001, ГОСТ РВ 0015-002 и ЭС РД 009

Офис по работе с юридическими лицами:

105318, г.Москва, ул.Щербаковская д.3, офис 1107, 1118, ДЦ «Щербаковский»

Телефон: +7 495 668-12-70 (многоканальный)

Факс: +7 495 668-12-70 (доб.304)

E-mail: info@moschip.ru

Skype отдела продаж:

moschip.ru

moschip.ru_4

moschip.ru_6

moschip.ru_9