



»» Features

- Mini ISO high power automotive relay 30A/50A.
- High temperature endurance up to 125 degree C.
- Optional SPNC, SPNO, SPDT, DPNO contact configurations.
- Optional to be equipped with protection diode or resistor.
- Both available PCB terminal and quick connect terminal versions.
- Available for plain cover type, skirted cover flanged cover, and weather proof versions.
- Tinned terminal is available on request.
- Comply with RoHS-Directive 2002/95/EC, and ELV-Directive 2000/53/EC.

»» Type List

| Terminal style | Contact form | Enclosure style | | |
|-----------------|--------------|-----------------|-------------|----------------------|
| | | Dust cover | Flux tight | Sealed type washable |
| Socket terminal | 1A (SPNO) | 896-1AH-D | 896-1AH-C | 896-1AH-S |
| | | 896H-1AH-D | 896H-1AH-C | 896H-1AH-S |
| | 1C (SPDT) | 896-1CH-D | 896-1CH-C | 896-1CH-S |
| | | 896H-1CH-D | 896H-1CH-C | 896H-1CH-S |
| | 2A (DPNO) | 896-2AH-D | 896-2AH-C | 896-2AH-S |
| | | 896H-2AH-D | 896H-2AH-C | 896H-2AH-S |
| PCB terminal | 1A (SPNO) | 896P-1AH-D | 896P-1AH-C | 896P-1AH-S |
| | | 896HP-1AH-D | 896HP-1AH-C | 896HP-1AH-S |
| | 1C (SPDT) | 896P-1CH-D | 896P-1CH-C | 896P-1CH-S |
| | | 896HP-1CH-D | 896HP-1CH-C | 896HP-1CH-S |
| | 2A (DPNO) | 896P-2AH-D | 896P-2AH-C | 896P-2AH-S |
| | | 896HP-2AH-D | 896HP-2AH-C | 896HP-2AH-S |

| Terminal style | Contact form | Enclosure style | |
|-----------------|--------------|----------------------------|----------------------------|
| | | Flanged cover (dust cover) | Flanged cover (flux tight) |
| Socket terminal | 1A (SPNO) | 896-1AH-D1 | 896-1AH-C1 |
| | | 896H-1AH-D1 | 896H-1AH-C1 |
| | 1C (SPDT) | 896-1CH-D1 | 896-1CH-C1 |
| | | 896H-1CH-D1 | 896H-1CH-C1 |
| | 2A (DPNO) | 896-2AH-D1 | 896-2AH-C1 |
| | | 896H-2AH-D1 | 896H-2AH-C1 |

| Terminal style | Contact form | Enclosure style | |
|-----------------|--------------|-----------------------------|----------------------------|
| | | Steel bracket (dust cover) | Steel bracket (flux tight) |
| Socket terminal | 1A (SPNO) | 896-1AH-D1S | 896-1AH-C1S |
| | | 896H-1AH-D1S | 896H-1AH-C1S |
| | 1C (SPDT) | 896-1CH-D1S | 896-1CH-C1S |
| | | 896H-1CH-D1S | 896H-1CH-C1S |
| | 2A (DPNO) | 896-2AH-D1S | 896-2AH-C1S |
| | | 896H-2AH-D1S | 896H-2AH-C1S |

| Terminal style | Contact form | Designation (provided with) | Enclosure style | |
|-----------------|--------------|-----------------------------|---|--|
| | | | Steel bracket (dust cover with shroud) | Steel bracket (dust cover with weather proof) |
| Socket terminal | 1C (SPDT) | Resistor | 896H-1CH-D1SF-R1 | 896H-1CH-D1SW-R1 |

»»» Ordering Information

896 H P - 1CH - C - R1 - T 001
 1 2 3 4 5 6 7 8

- | | | | | | |
|----|-------|--|------|--|---|
| 1. | 896 | -- Basic series designation | D1S | -- Steel bracket (dust cover) | |
| 2. | Blank | -- Standard type | C1S | -- Steel bracket (flux tight) | |
| | H | -- High power type | S1S | -- Steel bracket (sealed type washable) | |
| 3. | Blank | -- Socket terminal | D1SF | -- Steel bracket (dust cover with shroud) | |
| | P | -- PCB terminal | D1SW | -- Steel bracket (dust cover with weather proof) | |
| 4. | 1AH | -- Single pole normally open, contact material AgSnO | 6. | Blank | -- Standard type |
| | 1BH | -- Single pole normally closed, contact material AgSnO | | R1 | -- Coil parallel with resistor 1/2W for 12V 680Ω , 24V 2700Ω |
| | 1CH | -- Single pole double throw, contact material AgSnO | 7. | Blank | -- Standard type |
| | 2AH | -- Double pole double make, contact material AgSnO | | T | -- Special requirement for Tin plated terminal |
| 5. | D | -- Dust cover | 8. | Blank | -- Standard type |
| | C | -- Flux tight | | 001 | -- Coil parallel with diode IN4007 the positive pole on # 85 terminal |
| | S | -- Sealed type washable | | 002 | -- Coil parallel with diode IN4007 the negative pole on # 85 terminal |
| | C1 | -- Flanged cover (flux tight) | | | |
| | D1 | -- Flanged cover (dust cover) | | | |
| | S1 | -- Flanged cover (sealed type washable) | | | |

»» Contact Rating

| Type | 896 1A | 896 1B | 896 1C | 896 2A |
|----------------|-----------|-----------|----------------------------------|-------------|
| Resistive load | 40A 14VDC | 40A 14VDC | NO : 40A 14VDC NC : 30A 14VDC | 2×15A 14VDC |

| Type | 896H 1A | 896H 1B | 896H 1C | 896H 2A |
|----------------|------------------------|------------------------|--|----------------------------|
| Resistive load | 50A 14VDC 20A 28VDC | 40A 14VDC 15A 28VDC | NO : 50A 14VDC, 20A 28VDC NC : 30A 14VDC, 15A 28VDC | 2×30A 14VDC 2×10A 28VDC |

»» Coil Rating(DC)

| Rated voltage (V) | Rated current ±10 % at 23°C (mA) | Coil resistance ±10 % at 23°C (Ω) | Max. continuous Voltage at 85°C ⁽¹⁾ | Pick up voltage(Max) at 23°C | Drop out voltage(Min) at 23°C | Power consumption at rated voltage |
|-------------------|----------------------------------|-----------------------------------|--|------------------------------|-------------------------------|------------------------------------|
| 12 | 133 | 90 | 120 % of rated voltage | 65 % of rated voltage | 10 % of rated voltage | approx. 1.6W |
| 24 | 66.7 | 360 | | | | |

Notes : (1) Without switching the load.

»» Specification

| | | |
|--------------------------------------|--------------------------|---|
| Contact material | AgSnO alloy | |
| Contact voltage drop ⁽¹⁾ | Typ. 50mV at 10A | |
| Insulation resistance ⁽¹⁾ | 20MΩ Min. (DC 500V) | |
| Operate time ⁽¹⁾ | 20ms Max. | |
| Release time ⁽¹⁾ | 20ms Max. | |
| Dielectric strength ⁽¹⁾ | Between open contact | : AC 500V , 50/60Hz 1 min. |
| | Between contact and coil | : AC 500V , 50/60Hz 1 min. |
| Vibration resistance | Operating extremes | 10~55Hz , amplitude 2mm |
| Shock resistance | Operating extremes | 10G |
| | Damage limits | 100G |
| Life expectancy | Mechanical | 10,000,000 operations (frequency 18,000 operations/hr) |
| | Electrical | 100,000 operations (frequency 1,200 operations/hr) |
| Temperature range | Operating | -40 ~ +125°C (no freezing) |
| Weight | Approx. 40 g | |

Note : (1) initial value

>>> Outline Dimensions

◆ 896,896H (C,D,S)



◆ 896,896H (C1,D1,S1)



◆ 896,896H (C1S,D1S,S1S)



◆ 896P,896HP (C,D,S)



◆896H (D1SW)



◆896H (D1SF)



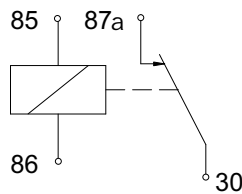
»» Wiring Diagram

BOTTOM VIEW

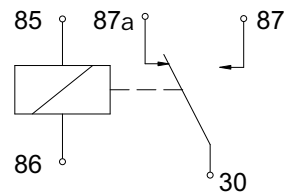
1A



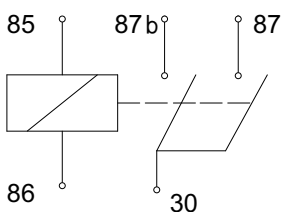
1B



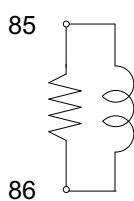
1C



2A



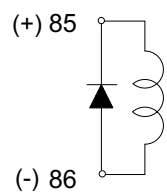
R1



001



002



»» PC Board Layout

BOTTOM VIEW



»» Engineering Data



Данный компонент на территории Российской Федерации

Вы можете приобрести в компании MosChip.

Для оперативного оформления запроса Вам необходимо перейти по данной ссылке:

<http://moschip.ru/get-element>

Вы можете разместить у нас заказ для любого Вашего проекта, будь то серийное производство или разработка единичного прибора.

В нашем ассортименте представлены ведущие мировые производители активных и пассивных электронных компонентов.

Нашей специализацией является поставка электронной компонентной базы двойного назначения, продукции таких производителей как XILINX, Intel (ex.ALTERA), Vicor, Microchip, Texas Instruments, Analog Devices, Mini-Circuits, Amphenol, Glenair.

Сотрудничество с глобальными дистрибьюторами электронных компонентов, предоставляет возможность заказывать и получать с международных складов практически любой перечень компонентов в оптимальные для Вас сроки.

На всех этапах разработки и производства наши партнеры могут получить квалифицированную поддержку опытных инженеров.

Система менеджмента качества компании отвечает требованиям в соответствии с ГОСТ Р ИСО 9001, ГОСТ РВ 0015-002 и ЭС РД 009

Офис по работе с юридическими лицами:

105318, г.Москва, ул.Щербаковская д.3, офис 1107, 1118, ДЦ «Щербаковский»

Телефон: +7 495 668-12-70 (многоканальный)

Факс: +7 495 668-12-70 (доб.304)

E-mail: info@moschip.ru

Skype отдела продаж:

moschip.ru

moschip.ru_4

moschip.ru_6

moschip.ru_9